

# CLATSOP COMMUNITY COLLEGE

2023-2024 PROPOSED BUDGET

Office of Finance & Operations  
1651 Lexington Ave.  
Astoria, OR 97103

Clatsop Community College is accredited by the Northwest Commission on Colleges and Universities.

**Non-Discrimination Declaration:** It is the policy of Clatsop Community College that there will be no discrimination or harassment on the grounds of race, color, sex, gender, marital status, religion, national origin, age, sexual orientation, gender identity or expression or disability in any educational programs, activities, or employment. Questions or complaints should be directed to Desiree Noah, Affirmative Action/Gender Equity (Title IX) Officer, Lower Library, Suite 103, [dnoah@clatsopcc.edu](mailto:dnoah@clatsopcc.edu) (503) 338-2450; TDD : Oregon Relay- Dial 711. For Student Access Services, contact Faith Forster, Columbia Hall, Room 111, [fforster@clatsopcc.edu](mailto:fforster@clatsopcc.edu) (503) 338-2313.

**Accommodations:** Students having questions about or a request for classroom accommodations should contact Faith Forster, Columbia Hall, Room 111, [fforster@clatsopcc.edu](mailto:fforster@clatsopcc.edu) (503) 338-2313. Community members having questions about or a request for special needs and accommodation should contact Desiree Noah, Lower Library, Suite 103, [dnoah@clatsopcc.edu](mailto:dnoah@clatsopcc.edu) (503) 338-2450; TDD: Oregon Relay- Dial 711. Please send special needs and accommodations requests here. Contact should be made at least two business days in advance of the event.

-  
**Declaración de no-discriminación:** Es la política de Clatsop Community College que no habrá ningún tipo de discriminación o acoso por razón de raza, color, sexo, género, estado civil, religión, origen nacional, edad, orientación sexual, identidad de género o expresión discapacidad en los programas educativos, actividades o en la contratación. Preguntas o quejas deben ser dirigidas al Desiree Noah, Oficial de Acción Afirmativa / Título IX localizada en la biblioteca, oficina número 103 [dnoah@clatsopcc.edu](mailto:dnoah@clatsopcc.edu) número de teléfono (503) 338-2450, TDD (discapacidad auditiva) marcar 711 en su teléfono. Para servicios de acceso para estudiantes, comuníquese con Faith Forster localizada en Columbia Hall , oficina número 111, [fforster@clatsopcc.edu](mailto:fforster@clatsopcc.edu) (503) 338-2313.

**Ayuda a personas discapacitadas:** Estudiantes que tengan preguntas o una requieran solicitud de adaptaciones en el aula deben comunicarse con Faith Forster, localizada en Columbia Hall , oficina número 111, [fforster@clatsopcc.edu](mailto:fforster@clatsopcc.edu) (503) 338-2313. En cuanto a los miembros de la comunidad, se les pide que se comuniquen con Desiree Noah, localizada en la biblioteca, oficina número 103 [dnoah@clatsopcc.edu](mailto:dnoah@clatsopcc.edu) número de teléfono (503) 338-2450, TDD (discapacidad auditiva) marcar 711 en su teléfono. Haga el favor de notificar a la oficina para que se le pueda proporcionar apoyo. La comunicación debe tomar lugar por lo menos dos días de trabajo antes del evento por el cual se requiera tal ayuda. Para más información, vea la página Web de Clatsop Community College bajo Información en Español.

# Proposed

FY 23-24

## Budget Committee

### Appointed Members

Al Arp  
Steve Fick  
David Oser  
Mitra Vazeen  
Jim Alegria  
Kevin LaCoste  
James Woods

### Board of Education

### Zone

Jody Stahancyk	3
Trudy Van Dusen Citovic	2
Tim Lyman	3
Vacant	3
Vacant	1
Vacant	2
Nicole Williams	2

### Executive Officer

Chris Breitmeyer

### Budget Officer

Shari Montazeri

Budget Calendar  
Page 3

Budget Message  
Page 5 - 10

Legal Documents  
Pages 11 - 14

Summary All Funds  
Page 15 - 18

General Fund  
Page 19 - 134

Auxiliary Fund  
Page 135 - 152

Grants / Financial Aid Fund  
Page 153 - 242

Plant Funds  
Page 243 - 266

Clubs and Organizations Fund  
Page 267 - 290

Non-Plant Debt Service Fund  
Page 291 - 295



# Clatsop Community College Budget Calendar for FY23-24 Budget Creation

## OCTOBER

October 2022						
S	M	T	W	T	F	S
						1
2	3	4	5	6	7	8
9	10	11	12	13	14	15
16	17	18	19	20	21	22
23	24	25	26	27	28	29
30	31					

11 BOARD: Regular Board Meeting

## NOVEMBER

November 2022						
S	M	T	W	T	F	S
		1	2	3	4	5
6	7	8	9	10	11	12
13	14	15	16	17	18	19
20	21	22	23	24	25	26
27	28	29	30			

8 BOARD: Regular Board Meeting

11 Veterans' Day

TBD Budget Advisory Committee, TBI or Zoom, 3:00-5:00 p.m.

24-25 Thanksgiving Holiday

## DECEMBER

December 2022						
S	M	T	W	T	F	S
				1	2	3
4	5	6	7	8	9	10
11	12	13	14	15	16	17
18	19	20	21	22	23	24
25	26	27	28	29	30	31

TBD Budget Advisory Committee, TBI or Zoom, 3:00-5:00 p.m.

5-9 Fall Finals

13 BOARD: Regular Board Meeting

23-31 Winter Closure

## JANUARY

January 2023						
S	M	T	W	T	F	S
1	2	3	4	5	6	7
8	9	10	11	12	13	14
15	16	17	18	19	20	21
22	23	24	25	26	27	28
29	30	31				

1-2 Winter Closure

9 First day of Winter term

10 BOARD: Regular Board Meeting

TBD Budget Advisory Committee, TBI or Zoom, 3:00-5:00 p.m.

16 Martin Luther King Day

30 PC: Distribute Draft Proposed Budget and Annual Renewals for department review/changes (Jan 30 to March 11)

30-31 Dept meetings to discuss/revise Draft Proposed Budget (Due 3/10)

TBD Budget Advisory Committee, TBI or Zoom, 3:00-5:00 p.m.

## FEBRUARY

February 2023						
S	M	T	W	T	F	S
			1	2	3	4
5	6	7	8	9	10	11
12	13	14	15	16	17	18
19	20	21	22	23	24	25
26	27	28				

State Revenue Forecast

1-28 Dept meetings to discuss/revise Draft Proposed Budget (Due 3/10)

TBD Budget Advisory Committee, TBI or Zoom, 3:00-5:00 p.m.

14 BOARD: Regular Board Meeting, Appoint/Reappoint Budget Committee, Appoint Budget Officer

20 President's Day

TBD Budget Advisory Committee, TBI or Zoom, 3:00-5:00 p.m.

## MARCH

March 2023						
S	M	T	W	T	F	S
			1	2	3	4
5	6	7	8	9	10	11
12	13	14	15	16	17	18
19	20	21	22	23	24	25
26	27	28	29	30	31	

VPFO: Prepare IPEDS Financial Reporting (Due 4/9?)

TBD ALL CAMPUS: Budget Forum

1-10 Dept meetings to discuss/revise Draft Proposed Budget (Due 3/10)

!!! 10 PC: Draft Proposed Budget and Annual Renewals - Changes Due

TBD Budget Advisory Committee, TBI or Zoom, 3:00-5:00 p.m.

14 BOARD: Regular Board Meeting

20-24 Winter Finals

TBD Budget Advisory Committee, TBI or Zoom, 3:00-5:00 p.m.

24 VPFO: Decision to reconvene Budget Committee for Supplemental Budget (\$10,000+?)

27-31 Spring Break

31 PC: Distribute 2nd Draft Proposed Budget for review/changes (Due 4/10)

## APRIL

April 2023						
S	M	T	W	T	F	S
						1
2	3	4	5	6	7	8
9	10	11	12	13	14	15
16	17	18	19	20	21	22
23	24	25	26	27	28	29
30						

VPFO: Prepare Budget Message (Due 4/13)

TBD ALL CAMPUS: Budget Forum

3 First day of Spring term

3 SUPPLEMENTAL BUDGET \$10,000+? Submit ad for Budget Comm

!!! 10 PC: 2nd Draft Proposed Budget Changes Due

11 BOARD: Regular Board Meeting

!!! 13 LAST DAY TO MAKE CORRECTIONS

13 VPFO: Budget Message Due

14-21 EVON: Prepare Proposed Budget Summaries & Detail

!!! 20 Last Day - Submit ad, Budget Committee (by 4:00 to run 4/26)

!!! 21 Last Day - Post ad to CCC Website, Budget Committee

24-28 EVON: Print/Collate/Bind Proposed Budget Summaries

!!! 25 Last Day - Ad runs, Budget Committee (Astorian publishes T, Th, Sat)

28 EVON: Distribute Proposed Budget Summaries & post to web\*

## MAY

May 2023						
S	M	T	W	T	F	S
		1	2	3	4	5
6	7	8	9	10	11	12
13	14	15	16	17	18	19
20	21	22	23	24	25	26
27	28	29	30	31		

TBD ALL CAMPUS: Budget Forum

2 BC: First Budget Committee Meeting, Distribute Proposed Budget, Deliver Budget Message, Receive Public Comment, Approve FY22-23 Budget

3 EVON: Post Proposed Budget to Web Page (after meeting\*)

9 BOARD: Regular Board Meeting

16 BC: Second Budget Committee Meeting (Tentative), Approve FY22-23 Budget

23 BC: Third Budget Committee Meeting (Tentative), Approve FY22-23 Budget

29 Memorial Day

!!! 31 Last Day - Submit ad, Budget Hearing (by 4:00)

## JUNE

June 2023						
S	M	T	W	T	F	S
					1	2
3	4	5	6	7	8	9
10	11	12	13	14	15	16
17	18	19	20	21	22	23
24	25	26	27	28	29	30

!!! 6 Last Day - Ad runs, Budget Hearing (Astorian publishes T, Th, Sat)

13 BOARD: Budget Hearing, Regular Board Meeting, Adopt FY22-23 Budget

12-16 Spring Finals

16 Graduation

19-30 Summer Break

## JULY

13 To Assessor: ED-50 & Resolution(s)

13 To HECC: Budget document

## AUGUST

## SEPTEMBER

30 To County Clerk: Budget document

July 2023						
S	M	T	W	T	F	S
						1
2	3	4	5	6	7	8
9	10	11	12	13	14	15
16	17	18	19	20	21	22
23	24	25	26	27	28	29
30	31					

Abbreviations Used: PC - President's Cabinet; BC - Budget Committee

Color Code:

Budget Committee Meeting

Budget Advisory Committee Meeting

College Closed

Finals



# Executive Summary

	<u>Pages</u>
Budget Message ORS 294.391.....	7 - 10





# **Fiscal Year 2023-2024 Budget Message Clatsop Community College**

## **Introduction**

As required by Oregon Local Budget Law, this document presents a balanced budget for approval by the Budget Committee and the Board of Education. This budget represents a continuation budget with flexibility to allocate budget for possible new initiatives during the fiscal year. As we move forward the new normal for community colleges in Oregon and the nation is one of decreased enrollments and a need to focus on finding ways to serve our communities in efficient and targeted focused on sustainability of services. The shift to online learning will continue to be a major part of how we educate and offer services to our students. Retention, supporting our students to complete a degree or certificate, will continue to be critical given our smaller enrollments. Outreach to students who have some college credit but have not completed will be a focus of our enrollment management plan. Helping individuals complete will positively impact their earning potential and help strengthen our community by developing talent here in Clatsop County. The coming year offers cautious optimism for continued limited growth in enrollment.

## **Current FY2022-23 Budget Adjustments and Fund Overview**

The FY2022-23 (current year) General Fund revised budget reflects a continuation budget from FY2021-22. Tuition and fee revenue including spring 2022 year-to-date as of April 20<sup>th</sup> indicates an approximate 10 percent revenue increase compared to FY2021-22 revenue. Overall enrollment is up nearly 10 percent for the year. We will continue to gain FTE as some of our non-traditional sources are calculated. This will positively impact our funding from the state.

**FY2023-24** adjustments and milestones include:

### **Revenue**

- Legislative state support floor at \$746 million for the FY2023-25 biennium with \$3.8 million and \$3.9 million, respectively; represents 1.1 percent of state allocation;
- Tuition rates raised to \$112 per credit, effective winter term 2023.
- Technology Fee increased \$4 to \$14 per credit.
- Property taxes increasing 3 percent annually.
- Student Centered Funding addition to the CCSF. Colleges will receive additional funding \$300,00 over the biennium based on enrollments of identified priority populations (low income, adults 25+, underrepresented, and CTE/Workforce enrollees)

The education and support of students continues to be the College’s primary focus. Development and management of the budget is not possible without the ongoing participation of faculty and staff. The Budget Advisory Committee continues to work to consider program prioritization, strategic planning and financial position in developing the FY2023-24 budget with an emphasis on budget flexibility.

As mentioned, the FY2023-24 general operating fund represents a continuation budget with employee steps and collective bargaining salary adjustments reflected per the agreements. The future budget uncertainty will be managed strategically by utilizing program prioritization data and strategic planning to maintain an approximate an appropriate ending fund balance.

Once the budget is approved and adopted, ongoing monitoring of revenues and expenditures will be necessary to ensure revenue is sufficient to support the spending level. Maintaining General Fund reserves is a priority for both fiscal sustainability and to address cash flow requirements.

This document provides: actual revenues and expenditures for fiscal years 2020-21 and 2021-22; the FY2022-23 adopted budget; and the proposed budget for FY2023-24. The College’s accounts are maintained in accordance with fund accounting principles to ensure that limitations and restrictions on the College’s available resources are observed.

**Student Enrollment**

Reimbursable SFTE Enrollment		
FY24 - Projected	FY23 – Estimated	FY22 - Actual
1000	955	875

Oregon community college enrollment has declined significantly since the COVID-19 pandemic began in March 2020. Enrollments have not recovered and that combined with economic factors continues to impact enrollment at community colleges in the state, including CCC. Since fall of 2021 enrollment at Clatsop has been growing slowly, this trend continued during the 22-23 academic year. Our expectations are for continued single digit growth for the 23-24 year, with more positive percentage growth in workforce development and community education.

The funds used by the College include:

- **General Fund (11)** - accounts for all current financial resources not required to be accounted for in other funds. This is the fund in which most operating activities of the College occur.
- **Grants/Financial Aid Fund (21)** - accounts for resources that are expended only for operating purposes specified by donors or other outside agencies.

- **Unexpended Plant Fund (41)** - accounts for resources available to finance the acquisition, construction, or improvement of plant assets for the College.
- **Plant Fund Debt Service (42)** - accounts for the payment of principal, interest and other debt service charges incurred in financing College plant assets.
- **Clubs and Organizations Fund (54)** - accounts for resources held by the College as custodian or fiscal agent for students, faculty, staff and other organizations.
- **Non-Plant Debt Service Fund (60)** - is used to accumulate resources for the PERS bonding payment of principal and interest.

Within each fund, budgets are prepared for revenues, expenditures and transfers. Revenues and transfers are presented by object. Expenditures are summarized by cost center organization, function and object.

### **The Budget Process**

The College began preparing for fiscal year FY2022-23 budget development with meetings with the representative Budget Advisory Committee which includes faculty and staff representation. This year the committee took a very conservative approach and no new general fund investments in personnel are proposed for FY2023-24 budget. The proposed FY2023-2024 general fund budget represents a continuation budget with collective bargaining adjustments and increases for fixed costs. There are some additional personnel and costs associated to support the ERP implementation project. These positions and costs are temporary and will be phased out by spring 2024.

The fiscal planning assumption for state support are based on a \$746 million allocation to community colleges for the 2023-2025 biennium funding.

### **Decision-making Framework**

The Budget Advisory Committee, established in 2012, is part of the College's participatory governance organizational structure to include all constituent groups in decision-making about College resources and spending. The Committee developed guiding principles, which are reviewed annually, and focused decision making by connecting budget discussions to the strategic plan, core themes, values, and strategic initiatives. The Committee membership includes employees from all representative groups.

The FY2023-24 general fund is a continuation budget representing current staffing with collective bargaining adjustments and increases for fixed costs. State support budgeting is based on the \$746 million community college allocation representing \$3.8 million in FY24. Expenditure budgeting has been informed by the significant staffing changes and collective bargaining which defines steps, salary adjustments, and health benefit insurance. Part-time faculty and classified employee collective bargaining agreements expire in 2023 are being negotiated currently. The full-time faculty agreement expires in 2024. Fiscal forecast projections will continue to be refined based on actual revenue, expenditures and developing information.

The proposed budget includes:

### **Revenue**

- No change in tuition rate at \$112 per credit;
- \$4 dollar increase in Technology Fee;
- Estimated 45 FTE enrollment increase;
- State support appropriations based on a \$746 million Community College allocation representing \$3.8 million;
- \$450,000 timber revenue (exceeding debt service requirements).

### **Expenditure**

- 5 percent increase for S&S employees;
- 3 percent increase for FT Faculty;
- Steps for eligible employees;
- 5 percent increase for medical, dental, vision;
- PERS rate at 22 percent;
- Increases for fixed cost items such as utilities and insurance

### **FY2023-2024 Proposed Budget**

The General Fund resources include:

- \$5.4 million property taxes;
- \$3.2 million student tuition & fees;
- \$3.8 million state support
- \$450,000 in timber revenue;
- \$1.8 million beginning fund balance.

Total general fund revenue is estimated to be \$15.4 million

For budgetary control in 2023-24 and beyond, specific guidelines for control and expenditure of the budget have been instituted. Budget managers will be charged with the responsibility to make budget decisions that reflect attention to economical and effective operations.

### **Summary**

Maintaining fiscal sustainability will require on-going review of revenue and expenditure to monitor projections with timely reaction to material variances. Clatsop Community College will be an essential resource to our students, businesses and communities as we recover and grow even stronger together.

This document presents a balanced budget for approval by the Budget Committee and the Board of Education as required by Oregon Local Budget Law.

Chris Breitmeyer  
President

## Legal Documents

Documents Required by Oregon Statute:	<u>Pages</u>
• First Notice of Budget Committee Meetings as published in The Astorian, April 29, 2023, AB9258 (Second notice not required, posted to web site)	13
• First Notice of Budget Committee Meetings as published on the Clatsop Community College website on April 27, 2023	14



IN THE CIRCUIT COURT OF  
THE STATE OF OREGON  
FOR CLATSOP COUNTY

}AFFIDAVIT OF PUBLICATION

STATE OF OREGON  
County of Clatsop} ss



I, Sarah Silver being duly sworn, depose and say that I am the principal clerk of the publisher of the The Astorian, Seaside Signal, a newspaper of general circulation, as defined by ORS 193.010 and 193.020;  
that the

**AB 9258 NOTICE OF BUDGET COMMITTEE MEETING A PUBLIC MEETING OF THE BUDGET COMMITTEE OF THE CLATSOP COMMUNITY COLLEGE CLATSOP COUNTY STATE OF OREGON TO DISCUSS THE BUDGET FOR THE FISCAL YEAR JULY 1 20**

a printed copy of which is hereto annexed; was published in the entire issue of said newspaper for 1 successive and consecutive issues in the following issues:

4/29/23


Subscribed and sworn to before me on this 29th day of April, A.D. 2023

  
  
Notary Public of Oregon

Add: 376774

PO:

Tagline: Notice of Budget Committee Meeting



AB 9258  
NOTICE OF BUDGET COMMITTEE MEETING

A public meeting of the Budget Committee of the Clatsop Community College, Clatsop County, State of Oregon, to discuss the budget for the fiscal year July 1, 2023 to June 30, 2024 will take place on May 16, 2023 at 6:30 p.m. An additional meeting may occur on May 23, 2023 at 6:30 p.m. (if needed). The meeting will be held at 1651 Lexington Ave., Columbia Rm 219, Astoria, or can be accessed online at <https://clatsopcc.zoom.us/j/83536520933?pwd=MDNkOHRnVWpzMHdaWEZlanNleW9mUT09>

The purpose of the meeting is to receive the budget message and to receive comment from the public on the budget. This is a public meeting where deliberation of the Budget Committee will take place. Any person may appear at the meeting or join the teleconference and discuss the proposed programs with the Budget Committee. Individuals wishing to sign up for public comment during the teleconference should do so by emailing Pat Schulte at [pschulte@clatsopcc.edu](mailto:pschulte@clatsopcc.edu) by no later than 12:00 noon on May 16, 2023. Public comments may not exceed 3 minutes unless approved otherwise by the Budget Committee Chair. Public comment will also be accepted by mail to: Felicity Green, Board Secretary, 1651 Lexington Avenue, Astoria, OR 97103, by close of business on May 16, 2023. Public comment received through email or mail will be shared with the Budget Committee and included in the minutes. A copy of the budget document may be inspected or obtained on or after May 1, 2023, at <https://www.clatsopcc.edu/about-ccc/financial-budget-reports/budget/>, or by emailing [ejacobsen@clatsopcc.edu](mailto:ejacobsen@clatsopcc.edu), or by U.S. mail by leaving a message at 503.338.2422 and providing your mailing address and a request to have a hard copy of the Proposed Budget mailed. This advertisement will be posted at <https://www.clatsopcc.edu/about-ccc/financial-budget-reports/budget/> and will serve as the second notice.

Published April 29, 2023 Daily Astorian

Link to Notice of Budget Committee meeting posted to web page 4/27/2019

The screenshot shows the Clatsop Community College website's "Budget" page. The browser address bar displays "https://www.clatsopcc.edu/about-ccc/financial-budget-reports/budget/". The page features a navigation menu with categories like "REGISTER FOR CLASSES", "MARITIME TRAINING", "DIRECTORY", "CCC EMAIL", "MYCCC", "CANVAS", "LIBRARY", and "CAMPUS SAFETY". A large banner image shows a building labeled "PATRIOT HALL". The main content area is titled "Budget" and includes a sidebar with "Contact" information for Finance & Operations, listing Shari Montazeri and Evon Jacobsen. The main content lists "BUDGET DOCUMENTS" for various fiscal years (2023-24 to 2015-16), "BUDGET CALENDAR", "FORMS & HANDOUTS" (including "Handout: Local Budgeting in Oregon"), and "MEETINGS" (including "Notice of Budget Committee Meeting" on May 16, 2023).

The screenshot shows a "NOTICE OF BUDGET COMMITTEE MEETING" on the Clatsop Community College website. The notice is set against a background of stacks of coins and a bar chart. The meeting details are: "May 16, 2023 at 6:30 pm" and "Columbia Hall 219 or Zoom". There are two buttons: "See Notice" and "Go to Budget Page". Below the notice is a "Chart Your Course" section with a "Academic Programs A-Z" button and a list of actions: "Apply Now", "Register for Classes", "Request Information", and "Need Login Help?". The browser address bar shows "https://www.clatsopcc.edu".



# Summary All Funds

Pages

Revenues, Expenditures, & Transfers ..... 17



# Clatsop Community College

## Summary by Fund

### Revenues

20-21 Actual	FTE	21-22 Actual	BDG FTE	22-23 Adopted	FTE	Fund	23-24 Proposed	23-24 Approved	23-24 Adopted	FTE
-14,700,635		-15,508,704		-15,108,673		11 General Fund	-15,450,932			
150,312		429,635				12 Auxiliary Enterprises Fund				
-6,154,412		-6,203,450		-6,118,036		21 Restricted Fund	-5,499,233			
-1,307,320		-791,140		-4,830,000		41 Unexpended Plant Fund	-3,594,860			
-953,578		-956,258		-965,660		42 Plant Debt Service Fund	-968,343			
-71,362		-75,763		-68,093		54 Clubs and Organizations Fund	-69,718			
-1,849,274		-1,844,800		-1,690,000		60 PERS Bond Debt Service Fund	-1,172,000			
<b>-24,886,269</b>		<b>-24,950,480</b>		<b>-28,780,462</b>		<b>Total: Revenues</b>	<b>-26,755,086</b>			

### Expenditures

20-21 Actual	FTE	21-22 Actual	BDG FTE	22-23 Adopted	FTE	Fund	23-24 Proposed	23-24 Approved	23-24 Adopted	FTE
14,573,074	107.59	14,992,720	121.74	15,048,173	122.06	11 General Fund	15,390,432			
-100,312	2.31					12 Auxiliary Enterprises Fund				
6,230,583	22.46	6,288,508	22.44	6,175,536	23.70	21 Restricted Fund	5,556,733			
758,820		245,690		4,278,650	5.76	41 Unexpended Plant Fund	2,904,566			
1,502,078		1,501,708		1,517,010		42 Plant Debt Service Fund	1,658,637			
72,752		77,054	0.28	71,093	0.28	54 Clubs and Organizations Fund	72,718			
1,849,274		1,844,800		1,690,000		60 PERS Bond Debt Service Fund	1,172,000			
<b>24,886,269</b>	<b>132.36</b>	<b>24,950,480</b>	<b>144.46</b>	<b>28,780,462</b>	<b>151.80</b>	<b>Total: Expenditures</b>	<b>26,755,086</b>			<b>0.00</b>

### Transfers

20-21 Actual	FTE	21-22 Actual	BDG FTE	22-23 Adopted	FTE	Fund	23-24 Proposed	23-24 Approved	23-24 Adopted	FTE
127,561		515,984		60,500		11 General Fund	60,500			
-50,000		-429,635				12 Auxiliary Enterprises Fund				
-76,171		-85,058		-57,500		21 Restricted Fund	-57,500			
548,500		545,450		551,350		41 Unexpended Plant Fund	690,294			
-548,500		-545,450		-551,350		42 Plant Debt Service Fund	-690,294			
-1,390		-1,291		-3,000		54 Clubs and Organizations Fund	-3,000			
<b>0</b>		<b>0</b>		<b>0</b>		<b>Total: Transfers</b>	<b>0</b>			
<b>0</b>	<b>132.36</b>	<b>0</b>	<b>144.46</b>	<b>0</b>	<b>151.80</b>	<b>Grand Total</b>	<b>0</b>			<b>0.00</b>



# General Fund

## Pages

### Summary by Object:

Revenues	ORS 294.361 .....	21 - 23
Transfers .....		24

### Expenditures:

Summarized by object code (sorted by object code)	ORS 294.356 .....	25 - 29
Summarized by function Summary includes Expenditures, Revenues, & Transfers	ORS 294.356 .....	30
Summarized by organization code (sorted by organization code by location within function)	ORS 294.356 .....	31 - 35

Detail by organization codes (sorted by organization code by location within function)	ORS 294.356 .....	37 - 134
---	-------------------	----------



# Clatsop Community College

## Summary by Object Code

### Revenues

11 General Fund

20-21 Actual	FTE	21-22 Actual	BDG FTE	22-23 Adopted	FTE	Object	23-24 Proposed	23-24 Approved	23-24 Adopted	FTE
-450,000		-56,814		-300,000		8101 HEERF Conveyance				
-1,767,255		-1,660,890		-1,942,439		8111 Tuition - In State	-2,108,680			
-168,912		-96,458		-189,381		8112 Tuition - Border State	-200,000			
-6,720				-1		8124 Tuition - Out of State	-1			
		5,096		1		8144 Donated Tuition	1,500			
272		-1,446		-1		8153 Fees - Self support	-1			
-182,785		-163,630		-168,457		8154 Fees - Technology	-280,000			
-235		-55		-2,500		8155 Fees - Admission/Appl	-500			
-1,888		-2,154		-1,500		8156 Fees - Testing/Assess	-4,000			
-72,542		-141,515		-150,000		8158 Professional Technical Fees	-180,000			
-31,548		-27,528		-29,795		8159 Material Fees	-40,000			
-3,875		-64,433		-80,000		8162 Community Ed Fees	-80,000			
-6,946		-5,435		-9,000		8163 Misc General Fees	-5,000			
-77,364		-100,049		-100,000		8164 MERTS Fee Income	-110,000			
		-2,550		-2,500		8165 CG Test Fee	-6,000			
-2,151		-3,198		-3,500		8167 Proctoring Fee	-3,500			
-72,101		-80,548		-50,000		8170 Fire Science Self Support Fee	-30,000			
-59,296		-56,069		-60,790		8171 Consolidated Fees	-60,000			
-26,135		-32,666		-78,465		8172 Nursing Program Fee	-70,000			
		-75		-8,500		8173 Late Registration Fee	-15,000			
-600		-780		-4,000		8175 Deferred Payment Fee	-2,000			
				-1		8180 Event Admission Fee	-1			
		-29,110		-31,584		8191 Other Student Fees	-25,000			
-4,275,388		-4,191,126		-4,000,000		8221 State Appropriations	-3,885,176			
		-51,962				8376 Federal Grants/Contracts				
-450,000		-605,609		-450,000		8421 Timber Sales	-450,000			
-11,018						8435 Sale of County Property				
-4,922,552		-5,094,247		-5,250,000		8441 Property Tax - Current Yr	-5,407,500			

# Clatsop Community College

## Summary by Object Code

### Revenues

11 General Fund

20-21 Actual	FTE	21-22 Actual	BDG FTE	22-23 Adopted	FTE	Object	23-24 Proposed	23-24 Approved	23-24 Adopted	FTE
-100,879		-191,720		-150,000		8442 Property Tax - Prior Yr	-150,000			
-1,794		-1,651				8443 Property Tax - WOST				
				-1,000		8476 Local Grants/Contracts	-1,000			
				-9,000		8511 Private Gifts/Contracts	-9,000			
		-50,000		-80,000		8513 Allied Health Program Support	-80,000			
-175		-195		-500		8623 Library Patron Fee	-500			
-14,500		-20,080		-50,740		8635 Facility Lease/Rent	-50,000			
		-2,625				8638 MERTS Apt Rental Income				
		-21		-1		8642 Sales and Services	-1			
		-1,240		-7,800		8652 Art Gallery Sales	-7,500			
				-7,500		8653 Au Naturel Entry Fees	-7,500			
				-500		8671 Sale of Surplus Items	-500			
-62,613						8690 Lost Event Revenue				
-2		-68		-100		8811 Library Fines/Loans	-100			
-24,962		-58,077		-30,000		8815 Miscellaneous Revenue	-30,000			
		71				8816 Cash Over/Short				
-34,198		-57,813		-13,000		8825 Overhead Recovery	-10,000			
-1,590		-1,645		-1,500		8835 Admin Services Fee	-1,500			
				-5,000		8841 Sponsorship	-5,000			
-20,246		-20,602		-10,000		8881 Interest Income	-50,000			
-1,878		-915		-500		8882 Unsegrated Tax Interest	-4,000			
-1,848,759		-2,443,978		-1,600,000		8899 Beginning Working Capital	-1,852,332			
		-7,352		-10,000		8932 Food Sales	-12,400			
		-7,639		-7,500		8941 Clothing Sales	-8,215			
		-84,832		-84,178		8942 Textbook Sales	-91,000			
		-25,460		-30,837		8943 Supply Sales	-38,750			
		-42,654		-47,604		8944 Used Textbook Sales	-52,000			
		-1,120		-2,000		8946 Sundry Sales	-775			



# Clatsop Community College

## Summary by Object Code

### Revenues

11 General Fund

20-21 Actual	FTE	21-22 Actual	BDG FTE	22-23 Adopted	FTE	Object	23-24 Proposed	23-24 Approved	23-24 Adopted	FTE
		-950		-2,000		8948 Rental Income-New Books	-4,000			
		-2,139		-5,000		8949 Rental Income-Used Books	-4,000			
		-22,748		-40,000		8972 Forerunner Rental Income	-20,000			
<b>-14,700,635</b>		<b>-15,508,704</b>		<b>-15,108,673</b>		<b>Total: Revenues    General Fund</b>	<b>-15,450,932</b>			

# Clatsop Community College

## Summary by Object Code

### Transfers

11 General Fund

20-21 Actual	FTE	21-22 Actual	BDG FTE	22-23 Adopted	FTE	Object	23-24 Proposed	23-24 Approved	23-24 Adopted	FTE
1,214		1,191		2,500		7131 Transfer to FWS	2,500			
6,116		18,186				7132 Transfer to SEOG				
		491,222				7317 Transfer to Auxiliary				
35,000		35,000		35,000		7318 Transfer to Grant (PLUS)	35,000			
33,841		29,781		20,000		7319 Transfer FTE to SBM	20,000			
1,390		2,191		3,000		7321 Transfer to ASG	3,000			
50,000		151,348				7341 Transfer to Cafeteria				
		-212,935				7416 Transfer from Auxiliary				
<b>127,561</b>		<b>515,984</b>		<b>60,500</b>		<b>Total: Transfers General Fund</b>	<b>60,500</b>			

# Clatsop Community College

## Summary by Object Code

### Expenditures

11 General Fund

20-21 Actual	FTE	21-22 Actual	BDG FTE	22-23 Adopted	FTE	Object	23-24 Proposed	23-24 Approved	23-24 Adopted	FTE
170,387	1.00	187,983	1.00	179,195	1.00	1111 President	188,155			
2,108,856	27.04	2,308,785	27.99	2,322,314	28.00	1112 Faculty (FT)	2,359,894			
377,038	2.95	245,417	2.90	227,699	2.00	1113 Administrative (FT)	385,984			
1,742,172	23.52	1,843,700	22.63	1,798,144	22.95	1114 Service/Supervisory (FT)	2,095,752			
259,410	4.92	309,463	5.00	295,480	5.00	1116 Confident Classified (FT)	294,766			
1,222,903	28.75	1,392,910	30.80	1,540,005	34.79	1117 Classified (FT)	1,460,708			
555,614	8.87	525,413	10.95	624,384	11.19	1212 Faculty (PT)	569,814			
22,222	0.52	70,402	1.03	77,290	1.51	1214 Service/Supervisory (PT)	82,509			
95,887	3.31	96,016	5.56	132,705	3.95	1217 Classified (PT)	115,446			
20,710	0.29	33,750	0.55	31,060	0.61	1222 Faculty (Extra Duty)	42,110			
27,054	0.80		0.87			1224 Service/Supervisory (Temp)				
123,036	4.31	160,980	9.04	196,926	7.50	1227 Classified (Temp)	126,959			
73,334	0.91	74,669	1.17	94,666	1.17	1232 FT Faculty PT Summer	86,301			
			0.01	516	0.01	1242 PT Faculty Office Hr	17			
			1.72	10,402	1.52	1319 CWS Students	1,002			
100,480	1.25	144,891	1.52	127,214	1.70	1412 FT Faculty Overload	143,465			
		-156				1514 Jury Duty reimbursement				
-65,000	-0.85	-69,233	-1.00	-65,000	-0.84	1516 Salary Reimburse	-65,000			
				280,220		1600 *****Fringe Benefits	215,672			
6,228		6,504		6,815		1612 Life Insurance	6,876			
17,690		18,660		20,344		1613 Long Term Disability	21,595			
1,278,757		1,363,790		1,536,315		1614 Medical Insurance	1,648,770			
				1,500		1615 Flex Spend Admin Fee	1,500			
578		578		755		1616 GLT Insurance	755			
		8,539				1618 COBRA Insurance				
13,913		14,778		13,070		1621 Unemployment Insurance	24,265			
27,065		33,638		45,347		1622 Worker's Compensation	47,227			
1,451,822		1,544,811		1,377,099		1631 Oregon PERS	1,530,540			

# Clatsop Community College

## Summary by Object Code

### Expenditures

11 General Fund

20-21 Actual	FTE	21-22 Actual	BDG FTE	22-23 Adopted	FTE	Object	23-24 Proposed	23-24 Approved	23-24 Adopted	FTE
				13,070		1632 OR Paid Family Leave	27,738			
418,543		447,859		405,347		1641 Social Security	430,180			
98,608		105,474		94,800		1642 Medicare	100,603			
33,593		12		20,000		1671 Vacation Accrual	20,000			
12,229		25,640		34,416		2221 In-state Travel	43,357			
753		1,848		3,902		2222 PT Instate Travel	2,504			
1,521		6,466		7,910		2231 Out-of-state Travel	11,056			
		715		550		2241 Student Travel	750			
		639		4,901		2242 Student Transportation	4,761			
		1,117		1		2251 Applicant Travel	1			
2,870		3,000		1		2261 Staff/Faculty Relocation	1			
275		11,212		34,391		2311 Travel	40,835			
				846		2315 Miscellaneous	846			
6,539		15,396		30,363		2317 Registration	32,062			
86,694		142,639		86,931		3011 Professional Fees	130,687			
91,379		78,715		117,053		3012 Contracted Services	80,780			
387				1,701		3014 Artistic & Graphic	1,392			
2,250		800		5,000		3015 Accreditation	10,000			
1,350		3,813		4,653		3021 Honoraria, Speakers	3,834			
2,545		1,625		3,375		3022 Non-employee Wages	2,776			
5,000		5,500		5,600		3041 Computer Services	9,072			
969						3042 Janitorial, Custodial Svcs				
33,547		33,472		33,300		3043 Payroll Services	35,000			
5,924		6,142		6,783		3044 Security Services	6,783			
61,343		42,214		64,201		3051 Equipment rent or lease	54,983			
22,748		22,748		22,748		3052 Auto, Boat rent or lease	22,748			
50,864		76,145		64,973		3054 Space rent or lease	57,403			
70,284		76,254		100,628		3061 Dues and Memberships	85,661			

# Clatsop Community College

## Summary by Object Code

### Expenditures

11 General Fund

20-21 Actual	FTE	21-22 Actual	BDG FTE	22-23 Adopted	FTE	Object	23-24 Proposed	23-24 Approved	23-24 Adopted	FTE
		38,050		12,000		3063 Cost of Issuance				
109,031		142,675		170,192		3161 Property Insurance Prem.	152,595			
40,291		43,501		45,057		3162 Casualty Insurance Prem.	50,189			
1,350		-1,273		3,000		3163 Insurance Deductible	3,000			
1,807		101,629		1,987		3164 Malpractice Insurance Prem.	1,558			
27,321		41,274		27,727		3311 Telephone charges	27,144			
835		480				3312 Long Distance charges				
39,345		36,205		36,031		3313 Leased Lines	26,441			
24,056		34,583		49,325		3321 Postage	33,500			
98,905		115,816		135,398		3331 Gas	180,145			
77,139		94,461		95,625		3341 Water, Garbage, Sewer	95,625			
129,332		138,424		173,000		3351 Electricity	173,000			
4,385		3,118		5,160		3352 Solar Array	4,400			
7,650		17,466		13,976		3392 Newspaper Services	13,870			
6,278		16,051		21,906		3393 Other Communication Svcs	21,506			
456		7,236		25,678		3451 Vehicle, Boat Repairs	31,802			
324		45		751		3452 Equipment Repairs	751			
232,673		360,742		378,616		3454 Maint/Svc Contracts	444,076			
35,441		69,524		28,256		3455 Other Repair Parts/Svcs	36,210			
				15		3461 Laundry	15			
10,114		10,200		13,033		3521 Taxes, Licenses, Permits	14,100			
17,135		19,952		30,200		3531 Credit Card Processing Fees	25,200			
8,456		10,849		7,800		3532 Bank Service Fees	9,000			
		300		300		3555 Fines and Penalties	100			
				12,500		3561 Interest				
5,776		95,874		4,549		3591 Other Fees	3,387			
5,707		15,197		27,513		4402 Printing	26,464			
1,198		4,692		16,305		4411 Food for Public Events	11,203			

# Clatsop Community College

## Summary by Object Code

### Expenditures

11 General Fund

20-21 Actual	FTE	21-22 Actual	BDG FTE	22-23 Adopted	FTE	Object	23-24 Proposed	23-24 Approved	23-24 Adopted	FTE
951		1,799		4,650		4412 Food for Staff Events	2,200			
113,445		133,089		197,306		4421 Instructional Supplies	158,492			
53,583		77,463		116,722		4422 Operating Supplies	94,334			
15		1,000		1,065		4429 Other Consumables	1,065			
64,254		88,973		85,223		4431 PC Software	99,434			
3,613		12,227		22,901		4441 Fuel, Oil, & Tires	14,001			
511						4451 Tools				
32,170		34,970		42,829		4461 Subscriptions/Periodicals	41,862			
5,962		6,250		7,528		4472 Awards and Gifts	4,868			
		5,372		8,000		4511 Food for Resale	8,000			
		48,058		70,730		4512 Books for Resale	70,000			
		13,318		25,000		4513 Supplies for Resale	25,000			
		-903		1,000		4514 Sundry Items for Resale	500			
		6,098		5,300		4515 Clothing for Resale	5,300			
		26,285		40,000		4519 Used Textbooks for Resale	40,000			
28,571		30,123		43,911		4611 Student Testing Fees	41,360			
109				200		4613 Student Books				
5,194		5,076		7,000		4615 Student Supplies	7,000			
300				151		4616 Student Special Events	101			
				1,500		4617 Child Care	1,500			
8,400		7,455		6,300		4628 ASG Officer Voucher	16,800			
				46,313		5511 Instructional Equipment				
208				4,000		5512 Operating Equipment				
				7,775		5514 Boats/Marine Equipment				
22,963				20,000		5515 Computer Equipment	18,000			
3,037		9,014		13,300		5551 Network Software	13,300			
7,646		15,052		3,000		5561 Library Books	6,000			
3,964		6,945		500		5562 AUDIOVISUAL FORMATS	5,000			

# Clatsop Community College

## Summary by Object Code

### Expenditures

11 General Fund

20-21 Actual	FTE	21-22 Actual	BDG FTE	22-23 Adopted	FTE	Object	23-24 Proposed	23-24 Approved	23-24 Adopted	FTE		
19,218		7,905		22,701		5571 Non-capitalized Equip	20,051					
40,481		40,601		35,000		5575 Non-Cap Computer Equip	32,000					
55,965		26,917		48,000		6181 Tuition Waiver - Emp/Dep	48,000					
8,485		7,189		12,000		6182 Tuition Waiver - Sr Citizen	12,000					
461		2,415		3,000		6189 Tuition Waiver-Fallen Service Mem bers	3,000					
840						6190 General Student Waiver						
101,550		122,219		105,000		6199 Other Student Aid	105,000					
22,052		49,744		30,000		6931 Bad Debts	35,000					
-228		4,658		1,276		6951 Other Miscellaneous	1,002					
		670		5,070		6954 Art Gallery Commissions	5,070					
2,443,978		1,359,934				6969 ENDING CASH - UNRESTRICTED						
				626,113		6999 Contingency	469,016					
<b>14,573,074</b>							<b>107.59</b>		<b>14,992,720</b>		<b>121.74</b>	
<b>15,048,173</b>							<b>122.06</b>		<b>Total: Expenditures General Fund</b>			
											<b>15,390,432</b>	

# Clatsop Community College

## Summary by Function

### 11 General Fund

#### Revenues

20-21 Actual	FTE	21-22 Actual	BDG FTE	22-23 Adopted	FTE	Function	23-24 Proposed	23-24 Approved	23-24 Adopted	FTE
-14,700,635		-15,508,704		-15,108,673		0 Undistributed	-15,450,932			
<b>-14,700,635</b>		<b>-15,508,704</b>		<b>-15,108,673</b>		<b>Total: Revenues</b>	<b>-15,450,932</b>			

#### Expenditures

20-21 Actual	FTE	21-22 Actual	BDG FTE	22-23 Adopted	FTE	Function	23-24 Proposed	23-24 Approved	23-24 Adopted	FTE
4,846,079	46.19	5,223,376	51.68	5,726,074	51.93	1 Instruction	5,643,981			
1,614,578	17.30	1,748,430	21.96	1,936,615	21.83	2 Academic Support	1,923,176			
6,879	0.15	18,088	1.63	83,490	1.66	3 Public Service	35,424			
1,256,390	14.11	1,505,585	16.73	1,488,939	14.60	4 Student Service	1,813,140			
2,840,042	18.82	3,425,654	17.82	3,318,923	20.34	5 Institutional Support	3,606,170			
1,390,267	11.02	1,545,458	11.92	1,693,719	11.70	6 Plant Operation & Maintenance	1,714,725			
174,861		166,195		174,300		7 Scholarships & Fellowships	184,800			
2,443,978		1,359,934		626,113		9 Reserves	469,016			
<b>14,573,074</b>	<b>107.59</b>	<b>14,992,720</b>	<b>121.74</b>	<b>15,048,173</b>	<b>122.06</b>	<b>Total: Expenditures</b>	<b>15,390,432</b>			

#### Transfers

20-21 Actual	FTE	21-22 Actual	BDG FTE	22-23 Adopted	FTE	Function	23-24 Proposed	23-24 Approved	23-24 Adopted	FTE
127,561		515,984		60,500		5 Institutional Support	60,500			
<b>127,561</b>		<b>515,984</b>		<b>60,500</b>		<b>Total: Transfers</b>	<b>60,500</b>			



# Clatsop Community College

## Summary by Organization

### Expenditures

11 General Fund

20-21 Actual	FTE	21-22 Actual	BDG FTE	22-23 Adopted	FTE	Organization	23-24 Proposed	23-24 Approved	23-24 Adopted	FTE
4,686	0.04	3,519	0.08	15,683	0.26	11111000 Instruction General	4,445			
207,115	1.74	235,070	1.95	218,424	1.89	11111112 Art	214,548			
331,309	2.64	364,948	2.68	300,338	2.68	11111116 Biology	309,410			
39,990	0.61	36,884	0.70	55,891	0.70	11111120 Chemistry	55,801			
557,891	5.38	636,021	5.16	662,678	5.16	11111134 Communication & Humanitie	622,064			
82,402	0.68	92,193	1.36	97,892	1.36	11111140 Health & Physical Education	97,562			
423,509	3.87	459,742	4.86	534,045	4.86	11111144 Mathematics	516,702			
176,120	1.25	175,228	1.23	176,182	1.23	11111148 Physical Science	190,074			
226,237	2.47	166,780	2.11	186,602	2.11	11111152 Social Science	179,769			
23,851	0.36	20,114	0.51	39,392	0.51	11111168 Human Development	39,392			
86,593	1.23	72,770	1.19	88,947	1.19	11111205 Apprentice Instruction	109,266			
73,685	0.73	95,779	0.93	112,938	1.12	11111209 Historic Preservation and Re	125,710			
140,346	1.68	132,369	1.54	136,931	1.54	11111215 Business Administration	143,242			
28,630	0.39	26,538	0.32	25,106	0.32	11111231 Criminal Justice	25,006			
40,476	0.64	34,643	0.51	42,450	0.53	11111239 EMT Training	42,459			
13,685	0.24	15,067	0.26	15,583	0.25	11111240 Paramedic Training	16,173			
			0.16	13,634	0.16	11111245 Summer Workshop	9			
141,801	1.06	149,948	1.06	166,249	1.27	11111268 Medical Assistant	155,101			
33,529	0.27	42,069	0.52	58,332	0.52	11111270 Nursing Assistant	39,825			
693,719	5.70	735,384	5.66	808,269	5.89	11111271 Nursing	856,481			
166,708	2.07	188,799	2.17	165,153	2.25	11111315 Adult Basic Education	197,069			
63,793	0.86	72,775	0.75	65,656	0.75	11111335 Learning Support Services	68,272			
1,990	0.02	4,788	0.25	14,780	0.25	11121000 Workforce Development - In	9,264			
104,752	1.00	107,954	1.21	131,700	1.21	11161425 Distance Education	120,393			

# Clatsop Community College

## Summary by Organization

### Expenditures

11 General Fund

20-21 Actual	FTE	21-22 Actual	BDG FTE	22-23 Adopted	FTE	Organization	23-24 Proposed	23-24 Approved	23-24 Adopted	FTE
115,919	1.06	142,440	1.39	157,385	1.40	11171211 Automotive Instruction	153,228			
73,849	0.55	81,205	0.51	12,895	0.11	11171237 Auto CAD	12,696			
467,586	4.63	527,650	5.81	589,827	5.81	11171252 Maritime Sciences	604,047			
				29,916		11171253 Marine Science-Self Support	3,600			
215,452	2.02	215,407	2.22	250,685	2.22	11171254 Marine Fire Training	252,877			
243,667	2.11	278,705	2.14	297,833	2.16	11171262 Welding	305,785			
		22,627	0.64	91,511	0.64	11175245 M/V Forerunner	61,509			
		3,790		38,270		11175265 Coast Guard Testing	6,000			
5,529	0.09	12,965	0.76	42,651	0.59	11181410 Extended Learning	30,838			
61,260	0.79	69,205	1.04	82,246	0.99	11181415 Extended Learning - Self Su	75,364			
<b>4,846,079</b>	<b>46.19</b>	<b>5,223,376</b>	<b>51.68</b>	<b>5,726,074</b>	<b>51.93</b>	<b>Total: Instruction</b>	<b>5,643,981</b>			
110,039	2.21	154,077	4.30	201,876	3.99	11214534 Patriot Hall Support	178,502			
372,269	4.66	388,014	5.86	412,351	5.85	11214600 Library	427,294			
		344		400		11214625 Audio-Visual	360			
64,109	0.84	64,184	0.82	66,699	0.82	11224575 Supervision, So Cty Center	51,693			
52,437	0.45	52,984	0.45	53,126	0.45	11224576 SBDC Match	51,055			
245,229	2.00	274,909	2.01	276,500	2.01	11264501 VP, Instruction	256,930			
759,562	7.10	789,721	8.38	853,102	8.57	11264530 Instruct Dept Support Svc	883,336			
725				300		11264715 Staff Development - PT Fac	300			
10,208	0.04	24,197	0.14	72,261	0.14	11264725 Staff Development - Faculty	73,706			
<b>1,614,578</b>	<b>17.30</b>	<b>1,748,430</b>	<b>21.96</b>	<b>1,936,615</b>	<b>21.83</b>	<b>Total: Academic Support</b>	<b>1,923,176</b>			
6,879	0.15	14,305	0.42	21,720	0.45	11312121 Art Gallery	15,742			
		670		6,170		11312125 Art Gallery Commissions				
		3,113		8,800		11312126 Au Naturel	8,800			

# Clatsop Community College

## Summary by Organization

### Expenditures

11 General Fund

20-21 Actual	FTE	21-22 Actual	BDG FTE	22-23 Adopted	FTE	Organization	23-24 Proposed	23-24 Approved	23-24 Adopted	FTE
			1.21	45,000	1.21	11312140 Events/Conferences/Tourna	10,882			
				1,800		11352110 Cultural Events				
<b>6,879</b>	<b>0.15</b>	<b>18,088</b>	<b>1.63</b>	<b>83,490</b>	<b>1.66</b>	<b>Total: Public Service</b>	<b>35,424</b>			
35,739	0.80	39,071	0.87	50,645	0.51	11415150 Counseling	46,344			
28,567	0.21	51,250	0.52	53,560	0.42	11415201 SSS CCC Contribution	56,718			
		197,864	1.38	262,363	1.38	11415240 Bookstore	268,583			
103,875	1.00	79,989	0.88	82,834	0.75	11415350 Student Access Services	97,256			
38,571	0.31					11415550 Career Planning & Employ				
35,748	0.31			551		11415650 Co-operative Education	19,374			
198,940	1.75	203,836	1.76	214,403	1.76	11415700 Lives in Transition Match	161,934			
191,383	1.92	215,014	1.90	9,364		11465100 Student Services	222,130			
78,783	1.00	68,855	1.00	89,830	1.00	11465120 Admissions	114,816			
6,157	0.18	13,931	1.03	40,133	1.03	11465200 Assessment Testing	33,646			
83,574	0.63	175,160	1.73	187,698	2.25	11465250 Retention & Advising	265,054			
233,372	3.60	242,663	3.65	283,558	3.50	11465400 Student Records	295,834			
219,077	2.40	215,696	2.00	209,402	2.00	11465450 Financial Aid Administration	226,845			
2,604		2,256	0.01	4,598		11465610 Graduation	4,606			
<b>1,256,390</b>	<b>14.11</b>	<b>1,505,585</b>	<b>16.73</b>	<b>1,488,939</b>	<b>14.60</b>	<b>Total: Student Service</b>	<b>1,813,140</b>			
60,000		60,000		60,000		11564505 Institutional Research	60,000			
		8,700		4		11564755 Staff Development-Non-Fac	15,001			
56,173		62,601	0.01	66,680		11566100 Governing Board	65,480			
358,998	2.14	380,723	2.06	358,147	2.00	11566120 President's Office	371,136			
				4,500		11566130 General				
10,998	0.04	12,777		37,399	0.33	11566150 Diversity, Equity & Inclusion	103,746			

# Clatsop Community College

## Summary by Organization

### Expenditures

11 General Fund

<b>20-21 Actual</b>	<b>FTE</b>	<b>21-22 Actual</b>	<b>BDG FTE</b>	<b>22-23 Adopted</b>	<b>FTE</b>	<b>Organization</b>	<b>23-24 Proposed</b>	<b>23-24 Approved</b>	<b>23-24 Adopted</b>	<b>FTE</b>
314,553	2.00	228,607	2.00	252,429	2.00	11566160 VP, Finance & Operations	278,132			
83,858	1.00	99,367	1.00	103,270	1.00	11566170 Payroll	104,524			
267,094	2.06	323,876	2.07	347,596	3.11	11566180 Human Resources	352,369			
				3		11566200 HR Compliance & Reporting	8,004			
80,632		114,077		69,470		11566220 Legal and Audit Services	123,919			
10,395				5,000		11566240 Elections	5,000			
361,219	4.91	580,342	4.03	519,771	5.06	11566260 Accounting Services	528,205			
90,111		105,809		101,650		11566300 PBX/Phone/Network/Commu	62,590			
514,399	4.00	622,307	4.22	632,126	4.00	11566320 Computer Services	759,039			
183,116		163,730		203,532		11566330 Technology Fee Expenditure	191,659			
42,716	0.19	43,104	0.18	74,412	0.18	11566340 Copy Center	78,637			
41,118		43,979		45,400		11566380 Insurance	50,747			
46,429		253,812		71,851		11566400 Non-Departmental	46,304			
55,838		30,959		30,958		11566410 Retirement Expenses	44,648			
83,889	1.00	95,948	1.00	104,904	1.00	11566420 Publication Service	108,269			
111,375	1.00	125,828	1.00	142,267	1.00	11566430 Marketing	148,369			
60,608	0.48	62,361	0.25	78,853	0.66	11566460 College Foundation	91,331			
6,523		6,747		8,701		11567300 Safety & Security	9,061			
<b>2,840,042</b>	<b>18.82</b>	<b>3,425,654</b>	<b>17.82</b>	<b>3,318,923</b>	<b>20.34</b>	<b>Total: Institutional Support</b>	<b>3,606,170</b>			
179,079	1.00	177,506	1.00	219,020	1.00	11617100 Plant Operations	181,964			
438,057	7.02	447,737	7.56	507,696	7.70	11617110 Custodial Operations	513,978			
332,018	3.00	408,419	3.36	390,326	3.00	11617120 Plant Maintenance	390,152			
26,434		22,893		22,909		11617150 Grounds Maintenance	25,059			
309,649		351,819		408,258		11617500 Utilities	452,245			

# Clatsop Community College Summary by Organization

## Expenditures

11 General Fund

20-21 Actual	FTE	21-22 Actual	BDG FTE	22-23 Adopted	FTE	<i>Organization</i>	23-24 Proposed	23-24 Approved	23-24 Adopted	FTE
105,030		137,084		145,510		11666380 Property Insurance	151,327			
<b>1,390,267</b>	<b>11.02</b>	<b>1,545,458</b>	<b>11.92</b>	<b>1,693,719</b>	<b>11.70</b>	<b>Total: Plant Operation &amp; Maintenance</b>	<b>1,714,725</b>			
174,861		166,195		174,300		11765450 Financial Aid Administration	184,800			
<b>174,861</b>		<b>166,195</b>		<b>174,300</b>		<b>Total: Scholarships &amp; Fellowships</b>	<b>184,800</b>			
2,443,978		1,359,934		626,113		11966400 Non-Departmental	469,016			
<b>2,443,978</b>		<b>1,359,934</b>		<b>626,113</b>		<b>Total: Reserves</b>	<b>469,016</b>			
<b>14,573,074</b>	<b>107.59</b>	<b>14,992,720</b>	<b>121.74</b>	<b>15,048,173</b>	<b>122.06</b>	<b>Total: Expenditures General Fund</b>	<b>15,390,432</b>			



# Clatsop Community College

## Detail Budget Report

11000000 GENERAL FUND						<i>Manager</i> Dir Accounting Srvc	<i>Director</i> VP Finance & Operations			
20-21 Actual	FTE	21-22 Actual	BDG FTE	22-23 Adopted	FTE	Object	23-24 Proposed	23-24 Approved	23-24 Adopted	FTE
-450,000		-56,814		-300,000		8101 HEERF Conveyance				
-1,767,255		-1,660,890		-1,942,439		8111 Tuition - In State	-2,108,680			
-168,912		-96,458		-189,381		8112 Tuition - Border State	-200,000			
-6,720				-1		8124 Tuition - Out of State	-1			
		5,096		1		8144 Donated Tuition	1,500			
272		-1,446		-1		8153 Fees - Self support	-1			
-182,785		-163,630		-168,457		8154 Fees - Technology	-280,000			
-235		-55		-2,500		8155 Fees - Admission/Appl	-500			
-1,888		-2,154		-1,500		8156 Fees - Testing/Assess	-4,000			
-72,542		-141,515		-150,000		8158 Professional Technical Fees	-180,000			
-31,548		-27,528		-29,795		8159 Material Fees	-40,000			
-3,875		-64,433		-80,000		8162 Community Ed Fees	-80,000			
-6,946		-5,435		-9,000		8163 Misc General Fees	-5,000			
-77,364		-100,049		-100,000		8164 MERTS Fee Income	-110,000			
		-2,550		-2,500		8165 CG Test Fee	-6,000			
-2,151		-3,198		-3,500		8167 Proctoring Fee	-3,500			
-72,101		-80,548		-50,000		8170 Fire Science Self Support Fee	-30,000			
-59,296		-56,069		-60,790		8171 Consolidated Fees	-60,000			
-26,135		-32,666		-78,465		8172 Nursing Program Fee	-70,000			
		-75		-8,500		8173 Late Registration Fee	-15,000			
-600		-780		-4,000		8175 Deferred Payment Fee	-2,000			
				-1		8180 Event Admission Fee	-1			
		-29,110		-31,584		8191 Other Student Fees	-25,000			
-4,275,388		-4,191,126		-4,000,000		8221 State Appropriations	-3,885,176			
		-51,962				8376 Federal Grants/Contracts				
-450,000		-605,609		-450,000		8421 Timber Sales	-450,000			
-11,018						8435 Sale of County Property				
-4,922,552		-5,094,247		-5,250,000		8441 Property Tax - Current Yr	-5,407,500			
-100,879		-191,720		-150,000		8442 Property Tax - Prior Yr	-150,000			
-1,794		-1,651				8443 Property Tax - WOST				
				-1,000		8476 Local Grants/Contracts	-1,000			

# Clatsop Community College

## Detail Budget Report

11000000 GENERAL FUND						<i>Manager</i> Dir Accounting Srvc	<i>Director</i> VP Finance & Operations			
20-21 Actual	FTE	21-22 Actual	BDG FTE	22-23 Adopted	FTE	Object	23-24 Proposed	23-24 Approved	23-24 Adopted	FTE
				-9,000		8511 Private Gifts/Contracts	-9,000			
		-50,000		-80,000		8513 Allied Health Program Support	-80,000			
-175		-195		-500		8623 Library Patron Fee	-500			
-14,500		-20,080		-50,740		8635 Facility Lease/Rent	-50,000			
		-2,625				8638 MERTS Apt Rental Income				
		-21		-1		8642 Sales and Services	-1			
		-1,240		-7,800		8652 Art Gallery Sales	-7,500			
				-7,500		8653 Au Naturel Entry Fees	-7,500			
				-500		8671 Sale of Surplus Items	-500			
-62,613						8690 Lost Event Revenue				
-2		-68		-100		8811 Library Fines/Loans	-100			
-24,962		-58,077		-30,000		8815 Miscellaneous Revenue	-30,000			
		71				8816 Cash Over/Short				
-34,198		-57,813		-13,000		8825 Overhead Recovery	-10,000			
-1,590		-1,645		-1,500		8835 Admin Services Fee	-1,500			
				-5,000		8841 Sponsorship	-5,000			
-20,246		-20,602		-10,000		8881 Interest Income	-50,000			
-1,878		-915		-500		8882 Unsegrated Tax Interest	-4,000			
-1,848,759		-2,443,978		-1,600,000		8899 Beginning Working Capital	-1,852,332			
		-7,352		-10,000		8932 Food Sales	-12,400			
		-7,639		-7,500		8941 Clothing Sales	-8,215			
		-84,832		-84,178		8942 Textbook Sales	-91,000			
		-25,460		-30,837		8943 Supply Sales	-38,750			
		-42,654		-47,604		8944 Used Textbook Sales	-52,000			
		-1,120		-2,000		8946 Sundry Sales	-775			
		-950		-2,000		8948 Rental Income-New Books	-4,000			
		-2,139		-5,000		8949 Rental Income-Used Books	-4,000			
		-22,748		-40,000		8972 Forerunner Rental Income	-20,000			
<b>-14,700,635</b>		<b>-15,508,704</b>		<b>-15,108,673</b>		<b>Total: GENERAL FUND</b>	<b>-15,450,932</b>			



# Clatsop Community College

## Detail Budget Report

11111000 Instruction General						<i>Manager</i> VP Academic Affairs	<i>Director</i> VP Academic Affairs			
20-21 Actual	FTE	21-22 Actual	BDG FTE	22-23 Adopted	FTE	Object	23-24 Proposed	23-24 Approved	23-24 Adopted	FTE
3,830	0.04	660	0.08			1212 Faculty (PT)				
		256		8,000	0.26	1227 Classified (Temp)	500			
				1,283		1600 *****Fringe Benefits	45			
8		2				1621 Unemployment Insurance				
11		2				1622 Worker's Compensation				
313		49				1631 Oregon PERS				
249		57				1641 Social Security				
58		13				1642 Medicare				
		924		4,500		2221 In-state Travel	2,000			
		1,477		500		2222 PT Instate Travel	1,000			
				300		4412 Food for Staff Events	200			
183		79		600		4421 Instructional Supplies	400			
34				500		4422 Operating Supplies	300			
<b>4,686</b>	<b>0.04</b>	<b>3,519</b>	<b>0.08</b>	<b>15,683</b>	<b>0.26</b>	<b>Total: Instruction General</b>	<b>4,445</b>			

# Clatsop Community College

## Detail Budget Report

11111112 Art		<i>Manager</i> Shauck		<i>Director</i> Dean Transfer Ed					
<b>20-21</b>		<b>21-22</b>	<b>BDG</b>	<b>22-23</b>		<b>23-24</b>	<b>23-24</b>	<b>23-24</b>	
<b>Actual</b>	<b>FTE</b>	<b>Actual</b>	<b>FTE</b>	<b>Adopted</b>	<b>FTE</b>	<b>Proposed</b>	<b>Approved</b>	<b>Adopted</b>	<b>FTE</b>
						<i>Object</i>			
103,018	1.15	114,898	1.16	100,862	1.00	112	Faculty (FT)	102,879	
37,053	0.55	45,921	0.62	42,000	0.72	1212	Faculty (PT)	42,000	
92		503	0.10	3,002	0.10	1227	Classified (Temp)	2,000	
3,738	0.04	3,849	0.05	4,500	0.05	1232	FT Faculty PT Summer	4,000	
				1		1242	PT Faculty Office Hr	1	
			0.02	2,000	0.02	1412	FT Faculty Overload	1	
				13,128		1600	*****Fringe Benefits	8,473	
83		92		71		1612	Life Insurance	71	
328		394		323		1613	Long Term Disability	329	
16,768		19,483		15,912		1614	Medical Insurance	16,775	
289		324		202		1621	Unemployment Insurance	360	
401		452		424		1622	Worker's Compensation	432	
31,312		31,901		21,181		1631	Oregon PERS	22,633	
				202		1632	OR Paid Family Leave	412	
8,784		9,696		6,253		1641	Social Security	6,378	
2,054		2,298		1,462		1642	Medicare	1,492	
				1		2221	In-state Travel	1	
				400		2242	Student Transportation	460	
				200		3021	Honoraria, Speakers	180	
				95		3454	Maint/Svc Contracts	86	
1,835				205		3455	Other Repair Parts/Svcs	185	
1,360		5,259		6,000		4421	Instructional Supplies	5,400	
<b>207,115</b>	<b>1.74</b>	<b>235,070</b>	<b>1.95</b>	<b>218,424</b>	<b>1.89</b>	<b>Total: Art</b>		<b>214,548</b>	

# Clatsop Community College

## Detail Budget Report

11111116 Biology		<i>Manager</i> Dean Transfer Ed		<i>Director</i> Dean Transfer Ed						
20-21 Actual	FTE	21-22 Actual	BDG FTE	22-23 Adopted	FTE	Object	23-24 Proposed	23-24 Approved	23-24 Adopted	FTE
190,378	2.00	209,081	2.00	155,996	2.00	112 Faculty (FT)	163,536			
14,211	0.38	15,164	0.38	15,525	0.38	117 Classified (FT)	15,525			
15,342	0.26	8,398	0.25	15,000	0.25	1212 Faculty (PT)	10,000			
				1		1227 Classified (Temp)	1			
				1		1232 FT Faculty PT Summer	1			
				1		1242 PT Faculty Office Hr	1			
			0.05	5,000	0.05	1412 FT Faculty Overload	5,000			
				3,109		1600 *****Fringe Benefits	2,868			
179		226		178		1612 Life Insurance	178			
626		703		549		1613 Long Term Disability	574			
36,075		43,117		39,780		1614 Medical Insurance	41,938			
435		497		343		1621 Unemployment Insurance	627			
608		696		721		1622 Worker's Compensation	752			
49,416		56,981		36,019		1631 Oregon PERS	39,394			
				343		1632 OR Paid Family Leave	716			
13,192		15,220		10,635		1641 Social Security	11,103			
3,085		3,559		2,487		1642 Medicare	2,596			
		715		550		2241 Student Travel	750			
		339		1,200		2242 Student Transportation	1,000			
		2,022		2,200		3454 Maint/Svc Contracts	3,850			
7,762		8,230		10,700		4421 Instructional Supplies	9,000			
<b>331,309</b>	<b>2.64</b>	<b>364,948</b>	<b>2.68</b>	<b>300,338</b>	<b>2.68</b>	<b>Total: Biology</b>	<b>309,410</b>			

# Clatsop Community College

## Detail Budget Report

11111120 Chemistry		<i>Manager</i> Dean Transfer Ed				<i>Director</i> Dean Transfer Ed				
20-21 Actual	FTE	21-22 Actual	BDG FTE	22-23 Adopted	FTE	Object	23-24 Proposed	23-24 Approved	23-24 Adopted	FTE
						1112 Faculty (FT)				
14,211	0.38	15,035	0.38	15,525	0.38	1117 Classified (FT)	15,525			
12,823	0.23	13,803	0.32	19,000	0.32	1212 Faculty (PT)	19,000			
				1		1227 Classified (Temp)		1		
				1		1242 PT Faculty Office Hr		1		
				1		1412 FT Faculty Overload				
				6,097		1600 *****Fringe Benefits	5,915			
36		30		36		1612 Life Insurance	36			
45		39		50		1613 Long Term Disability	50			
7,215		1,248		7,956		1614 Medical Insurance	8,388			
54		58		31		1621 Unemployment Insurance	54			
80		82		65		1622 Worker's Compensation	65			
2,453		3,158		3,260		1631 Oregon PERS	3,416			
				31		1632 OR Paid Family Leave	62			
1,676		1,788		963		1641 Social Security	963			
392		418		225		1642 Medicare	225			
				450		3454 Maint/Svc Contracts	600			
1,005		1,225		2,199		4421 Instructional Supplies	1,500			
<b>39,990</b>	<b>0.61</b>	<b>36,884</b>	<b>0.70</b>	<b>55,891</b>	<b>0.70</b>	<b>Total: Chemistry</b>	<b>55,801</b>			

# Clatsop Community College

## Detail Budget Report

11111134 Communication & Humanities						<i>Manager</i> Dean Transfer Ed	<i>Director</i> Dean Transfer Ed				
<b>20-21</b>		<b>21-22</b>	<b>BDG</b>	<b>22-23</b>				<b>23-24</b>	<b>23-24</b>	<b>23-24</b>	
<b>Actual</b>	<b>FTE</b>	<b>Actual</b>	<b>FTE</b>	<b>Adopted</b>	<b>FTE</b>	<b>Object</b>		<b>Proposed</b>	<b>Approved</b>	<b>Adopted</b>	<b>FTE</b>
278,163	3.60	346,777	3.60	358,597	3.60	1112 Faculty (FT)		331,247			
76,817	1.33	59,990	1.09	63,096	1.09	1212 Faculty (PT)		56,786			
1,712	0.05	1,419				1227 Classified (Temp)					
20,824	0.23	20,151	0.24	22,000	0.24	1232 FT Faculty PT Summer		21,000			
				1		1242 PT Faculty Office Hr		1			
15,848	0.17	22,496	0.23	21,000	0.23	1412 FT Faculty Overload		25,000			
				32,918		1600 *****Fringe Benefits		23,307			
257		254		256		1612 Life Insurance		256			
908		1,008		1,147		1613 Long Term Disability		1,060			
51,954		52,881		57,283		1614 Medical Insurance		60,390			
789		911		718		1621 Unemployment Insurance		1,159			
1,090		1,245		1,506		1622 Worker's Compensation		1,391			
80,068		94,785		75,306		1631 Oregon PERS		72,874			
				718		1632 OR Paid Family Leave		1,324			
23,748		27,519		22,232		1641 Social Security		20,537			
5,554		6,436		5,199		1642 Medicare		4,802			
				1		2221 In-state Travel		300			
159		149		700		4421 Instructional Supplies		630			
<b>557,891</b>	<b>5.38</b>	<b>636,021</b>	<b>5.16</b>	<b>662,678</b>	<b>5.16</b>	<b>Total: Communication &amp; Humanities</b>		<b>622,064</b>			

# Clatsop Community College

## Detail Budget Report

11111140 Health & Physical Education						<i>Manager</i> Dean Transfer Ed	<i>Director</i> Dean Transfer Ed			
20-21 Actual	FTE	21-22 Actual	BDG FTE	22-23 Adopted	FTE	Object	23-24 Proposed	23-24 Approved	23-24 Adopted	FTE
2,064	0.04					1112 Faculty (FT)				
66,019	0.64	77,348	1.36	80,000	1.36	1212 Faculty (PT)	80,000			
				1		1242 PT Faculty Office Hr		1		
				14,591		1600 *****Fringe Benefits	14,591			
7						1612 Life Insurance				
46						1613 Long Term Disability				
2,017						1614 Medical Insurance				
136		155				1621 Unemployment Insurance				
189		214				1622 Worker's Compensation				
5,901		7,410				1631 Oregon PERS				
4,156		4,745				1641 Social Security				
972		1,110				1642 Medicare				
895		1,211		3,000		4421 Instructional Supplies	2,700			
				300		4422 Operating Supplies	270			
<b>82,402</b>	<b>0.68</b>	<b>92,193</b>	<b>1.36</b>	<b>97,892</b>	<b>1.36</b>	<b>Total: Health &amp; Physical Education</b>	<b>97,562</b>			

# Clatsop Community College

## Detail Budget Report

11111144 Mathematics						<i>Manager</i> Dean Transfer Ed	<i>Director</i> Dean Transfer Ed			
20-21 Actual	FTE	21-22 Actual	BDG FTE	22-23 Adopted	FTE	Object	23-24 Proposed	23-24 Approved	23-24 Adopted	FTE
240,534	3.00	258,091	3.00	268,277	3.00	1112 Faculty (FT)	276,222			
12,518	0.38	17,822	0.75	26,940	0.75	1117 Classified (FT)	29,280			
18,327	0.31	11,907	0.58	33,775	0.58	1212 Faculty (PT)	22,000			
		-32		1		1222 Faculty (Extra Duty)	1			
			0.14	4,500	0.14	1227 Classified (Temp)	500			
6,824	0.08	7,613	0.18	15,000	0.18	1232 FT Faculty PT Summer	9,000			
				1		1242 PT Faculty Office Hr	1			
7,893	0.09	16,254	0.21	12,500	0.21	1412 FT Faculty Overload	8,000			
				19,223		1600 *****Fringe Benefits	7,279			
260		244		284		1612 Life Insurance	284			
778		842		944		1613 Long Term Disability	978			
49,201		55,866		63,648		1614 Medical Insurance	67,100			
569		618		591		1621 Unemployment Insurance	1,069			
774		867		1,240		1622 Worker's Compensation	1,283			
65,417		67,425		61,995		1631 Oregon PERS	67,211			
				591		1632 OR Paid Family Leave	1,222			
16,493		17,915		18,303		1641 Social Security	18,941			
3,857		4,190		4,281		1642 Medicare	4,430			
				1		2221 In-state Travel	1			
				150		4411 Food for Public Events	150			
62		120		300		4421 Instructional Supplies	300			
2				300		4422 Operating Supplies	270			
				200		4472 Awards and Gifts	180			
				1,000		5571 Non-capitalized Equip	1,000			
<b>423,509</b>	<b>3.87</b>	<b>459,742</b>	<b>4.86</b>	<b>534,045</b>	<b>4.86</b>	<b>Total: Mathematics</b>	<b>516,702</b>			

# Clatsop Community College

## Detail Budget Report

11111148 Physical Science						<i>Manager</i> Dean Transfer Ed	<i>Director</i> Dean Transfer Ed			
<b>20-21</b>		<b>21-22</b>	<b>BDG</b>	<b>22-23</b>			<b>23-24</b>	<b>23-24</b>	<b>23-24</b>	
<b>Actual</b>	<b>FTE</b>	<b>Actual</b>	<b>FTE</b>	<b>Adopted</b>	<b>FTE</b>	<b>Object</b>	<b>Proposed</b>	<b>Approved</b>	<b>Adopted</b>	<b>FTE</b>
100,749	1.00	104,779	1.00	107,922	1.00	1112 Faculty (FT)	110,081			
10,667	0.12		0.11	6,000	0.11	1212 Faculty (PT)	5,400			
				1		1242 PT Faculty Office Hr	1			
12,515	0.13	15,438	0.12	7,000	0.12	1412 FT Faculty Overload	15,000			
				4,824		1600 *****Fringe Benefits	5,867			
71		71		71		1612 Life Insurance	71			
311		330		345		1613 Long Term Disability	352			
14,430		15,214		15,912		1614 Medical Insurance	16,775			
248		239		216		1621 Unemployment Insurance	385			
341		328		453		1622 Worker's Compensation	462			
26,095		27,495		22,664		1631 Oregon PERS	24,218			
				216		1632 OR Paid Family Leave	440			
7,007		6,894		6,691		1641 Social Security	6,825			
1,639		1,612		1,565		1642 Medicare	1,596			
				1		2221 In-state Travel	300			
				1		2222 PT Instate Travel	1			
		300		300		2242 Student Transportation	300			
2,047		2,528		2,000		4421 Instructional Supplies	2,000			
<b>176,120</b>	<b>1.25</b>	<b>175,228</b>	<b>1.23</b>	<b>176,182</b>	<b>1.23</b>	<b>Total: Physical Science</b>	<b>190,074</b>			



# Clatsop Community College

## Detail Budget Report

11111152 Social Science						<i>Manager</i> Dean Transfer Ed	<i>Director</i> Dean Transfer Ed			
20-21 Actual	FTE	21-22 Actual	BDG FTE	22-23 Adopted	FTE	Object	23-24 Proposed	23-24 Approved	23-24 Adopted	FTE
80,118	1.00	61,488	1.00	65,175	1.00	1112 Faculty (FT)	68,805			
85,863	1.47	70,702	1.03	60,000	1.03	1212 Faculty (PT)	60,000			
		30				1222 Faculty (Extra Duty)				
			0.06	5,000	0.06	1232 FT Faculty PT Summer	2,700			
				1		1242 PT Faculty Office Hr	1			
			0.02	1,500	0.02	1412 FT Faculty Overload	1			
				19,056		1600 *****Fringe Benefits	9,564			
68		60		71		1612 Life Insurance	71			
234		163		209		1613 Long Term Disability	220			
13,637		11,502		15,912		1614 Medical Insurance	16,775			
357		244		130		1621 Unemployment Insurance	241			
491		335		274		1622 Worker's Compensation	289			
31,882		12,510		13,687		1631 Oregon PERS	15,137			
				130		1632 OR Paid Family Leave	275			
11,012		7,562		4,041		1641 Social Security	4,266			
2,575		1,769		945		1642 Medicare	998			
				1		2222 PT Instate Travel	1			
		415		470		4421 Instructional Supplies	425			
<b>226,237</b>	<b>2.47</b>	<b>166,780</b>	<b>2.11</b>	<b>186,602</b>	<b>2.11</b>	<b>Total: Social Science</b>	<b>179,769</b>			

# Clatsop Community College

## Detail Budget Report

11111168 Human Development						<i>Manager</i> Dir Lives in Transition & DEI	<i>Director</i> VP Academic Affairs			
20-21 Actual	FTE	21-22 Actual	BDG FTE	22-23 Adopted	FTE	Object	23-24 Proposed	23-24 Approved	23-24 Adopted	FTE
21,034	0.36	18,602	0.51	30,000	0.51	1212 Faculty (PT)	30,000			
				5,792	1600	*****Fringe Benefits	5,792			
42		37			1621	Unemployment Insurance				
60		52			1622	Worker's Compensation				
1,106					1631	Oregon PERS				
1,304		1,153			1641	Social Security				
305		270			1642	Medicare				
				3,600	4421	Instructional Supplies	3,600			
<b>23,851</b>	<b>0.36</b>	<b>20,114</b>	<b>0.51</b>	<b>39,392</b>	<b>0.51</b>	<b>Total: Human Development</b>	<b>39,392</b>			

# Clatsop Community College

## Detail Budget Report

11111205 Apprentice Instruction						<i>Manager</i> Dir Ctr for Busns, Comty, Pro Dev	<i>Director</i> Assoc VP Ctr for Busns, Comty			
20-21 Actual	FTE	21-22 Actual	BDG FTE	22-23 Adopted	FTE	Object	23-24 Proposed	23-24 Approved	23-24 Adopted	FTE
44,050	0.98	45,158	0.98	45,158	0.98	114 Service/Supervisory (FT)	59,530			
14,622	0.25	9,900	0.13	7,641	0.13	1212 Faculty (PT)	7,641			
			0.08	2,475	0.08	1227 Classified (Temp)	2,475			
				837		1600 *****Fringe Benefits	837			
71		71		71		1612 Life Insurance	71			
140		143		145		1613 Long Term Disability	190			
14,430		2,434		15,912		1614 Medical Insurance	16,775			
118		110		90		1621 Unemployment Insurance	208			
170		156		190		1622 Worker's Compensation	250			
8,486		10,386		9,483		1631 Oregon PERS	13,097			
				90		1632 OR Paid Family Leave	238			
3,652		3,414		2,800		1641 Social Security	3,691			
854		798		655		1642 Medicare	863			
				3,000		2221 In-state Travel	3,000			
		196		300		4421 Instructional Supplies	300			
		4		100		4422 Operating Supplies	100			
<b>86,593</b>	<b>1.23</b>	<b>72,770</b>	<b>1.19</b>	<b>88,947</b>	<b>1.19</b>	<b>Total: Apprentice Instruction</b>	<b>109,266</b>			

# Clatsop Community College

## Detail Budget Report

20-21		21-22		22-23		23-24		23-24		23-24	
Actual	FTE	Actual	BDG FTE	Adopted	FTE	Object	Proposed	Approved	Adopted	FTE	
30,507	0.32	33,948	0.32	60,842	1.00	112 Faculty (FT)	66,479				
18,190	0.31	9,423	0.31	6,872	0.12	1212 Faculty (PT)	10,000				
3,647	0.10	112	0.25	1		1227 Classified (Temp)	1,000				
				1		1242 PT Faculty Office Hr	1				
		20,462	0.05	1		1412 FT Faculty Overload	1				
				1,632		1600 *****Fringe Benefits	1,499				
23		17		71		1612 Life Insurance	71				
96		79		195		1613 Long Term Disability	213				
4,675		3,670		15,912		1614 Medical Insurance	16,775				
104		127		122		1621 Unemployment Insurance	233				
147		173		256		1622 Worker's Compensation	279				
7,724		13,993		12,777		1631 Oregon PERS	14,625				
				122		1632 OR Paid Family Leave	266				
3,076		4,015		3,772		1641 Social Security	4,122				
719		939		882		1642 Medicare	964				
				1,005		2221 In-state Travel	1,005				
		165				2222 PT Instate Travel					
				40		2231 Out-of-state Travel	40				
1,000		500		555		3061 Dues and Memberships	555				
567		612		631		3161 Property Insurance Prem.	631				
		375		1		3451 Vehicle, Boat Repairs	1				
		79		1		4411 Food for Public Events	150				
2,683		6,500		6,447		4421 Instructional Supplies	6,000				
527		590		800		4441 Fuel, Oil, & Tires	800				
<b>73,685</b>	<b>0.73</b>	<b>95,779</b>	<b>0.93</b>	<b>112,938</b>	<b>1.12</b>	<b>Total: Historic Preservation and Restoration</b>	<b>125,710</b>				

# Clatsop Community College

## Detail Budget Report

11111215 Business Administration						<i>Manager</i> Dean Workforce Ed & Training	<i>Director</i> Dean Workforce Ed & Training			
20-21 Actual	FTE	21-22 Actual	BDG FTE	22-23 Adopted	FTE	Object	23-24 Proposed	23-24 Approved	23-24 Adopted	FTE
57,470	1.00	61,136	1.00	65,175	1.00	1112 Faculty (FT)	68,805			
28,696	0.49	26,328	0.46	26,734	0.46	1212 Faculty (PT)	26,734			
35						1227 Classified (Temp)				
6,160	0.11	4,102	0.06	3,266	0.06	1232 FT Faculty PT Summer	3,266			
				1		1242 PT Faculty Office Hr	1			
4,430	0.08	883	0.02	1,100	0.02	1412 FT Faculty Overload	1,100			
				4,564		1600 *****Fringe Benefits	4,564			
77		71		71		1612 Life Insurance	71			
212		189		209		1613 Long Term Disability	220			
15,698		15,053		15,912		1614 Medical Insurance	16,775			
193		183		130		1621 Unemployment Insurance	241			
272		259		274		1622 Worker's Compensation	289			
19,742		16,949		13,687		1631 Oregon PERS	15,137			
				130		1632 OR Paid Family Leave	275			
5,966		5,682		4,041		1641 Social Security	4,266			
1,395		1,329		945		1642 Medicare	998			
				392		2221 In-state Travel	300			
		205		300		4421 Instructional Supplies	200			
<b>140,346</b>	<b>1.68</b>	<b>132,369</b>	<b>1.54</b>	<b>136,931</b>	<b>1.54</b>	<b>Total: Business Administration</b>	<b>143,242</b>			

# Clatsop Community College

## Detail Budget Report

11111231 Criminal Justice						<i>Manager</i> Dean Workforce Ed & Training	<i>Director</i> Dean Workforce Ed & Training			
20-21 Actual	FTE	21-22 Actual	BDG FTE	22-23 Adopted	FTE	Object	23-24 Proposed	23-24 Approved	23-24 Adopted	FTE
22,712	0.39	22,320	0.32	18,801	0.32	1212 Faculty (PT)	18,801			
				5,705	1600	*****Fringe Benefits	5,705			
45		44			1621	Unemployment Insurance				
62		62			1622	Worker's Compensation				
4,054		2,432			1631	Oregon PERS				
1,339		1,362			1641	Social Security				
313		318			1642	Medicare				
				200	2222	PT Instate Travel	200			
105				400	4421	Instructional Supplies	300			
<b>28,630</b>	<b>0.39</b>	<b>26,538</b>	<b>0.32</b>	<b>25,106</b>	<b>0.32</b>	<b>Total: Criminal Justice</b>	<b>25,006</b>			

# Clatsop Community College

## Detail Budget Report

11111239 EMT Training						<i>Manager</i> Coord EMT/Paramedic	<i>Director</i> Dean Workforce Ed & Training			
20-21 Actual	FTE	21-22 Actual	BDG FTE	22-23 Adopted	FTE	Object	23-24 Proposed	23-24 Approved	23-24 Adopted	FTE
13,807	0.23	9,860	0.22	13,000	0.22	1212 Faculty (PT)	13,000			
10,269	0.24	11,490	0.26	11,520	0.25	1214 Service/Supervisory (PT)	12,096			
5,636	0.17	3,815	0.03	2,000	0.00	1227 Classified (Temp)	2,000			
				5,551	1600	*****Fringe Benefits	5,551			
61		50		23	1621	Unemployment Insurance	42			
88		71		48	1622	Worker's Compensation	51			
3,567		3,090		2,419	1631	Oregon PERS	2,661			
				23	1632	OR Paid Family Leave	48			
1,904		1,560		714	1641	Social Security	750			
445		365		167	1642	Medicare	175			
				100	2221	In-state Travel	100			
		206			2222	PT Instate Travel				
1,985		1,345		1,975	3022	Non-employee Wages	1,975			
148		176		260	3162	Casualty Insurance Prem.	260			
4		353		427	3164	Malpractice Insurance Prem.	427			
				1	3591	Other Fees	1			
401		420		100	4411	Food for Public Events	200			
2,931		2,525		4,066	4421	Instructional Supplies	3,066			
10				55	4422	Operating Supplies	55			
-780		-683		1	6951	Other Miscellaneous	1			
<b>40,476</b>	<b>0.64</b>	<b>34,643</b>	<b>0.51</b>	<b>42,450</b>	<b>0.53</b>	<b>Total: EMT Training</b>	<b>42,459</b>			

# Clatsop Community College

## Detail Budget Report

11111240 Paramedic Training						<i>Manager</i> Coord EMT/Paramedic	<i>Director</i> Dean Workforce Ed & Training			
20-21 Actual	FTE	21-22 Actual	BDG FTE	22-23 Adopted	FTE	Object	23-24 Proposed	23-24 Approved	23-24 Adopted	FTE
10,269	0.24	11,490	0.26	11,520	0.25	1214 Service/Supervisory (PT)	12,096			
23		23		23		1621 Unemployment Insurance	42			
31		32		48		1622 Worker's Compensation	51			
2,500		2,643		2,419		1631 Oregon PERS	2,661			
				23		1632 OR Paid Family Leave	48			
699		712		714		1641 Social Security	750			
163		167		167		1642 Medicare	175			
				169		2221 In-state Travel	100			
				500		4421 Instructional Supplies	250			
<b>13,685</b>	<b>0.24</b>	<b>15,067</b>	<b>0.26</b>	<b>15,583</b>	<b>0.25</b>	<b>Total: Paramedic Training</b>	<b>16,173</b>			



# Clatsop Community College

## Detail Budget Report

11111245 Summer Workshop						<i>Manager</i> Dir Ctr for Busns, Comty, Pro Dev	<i>Director</i> Assoc VP Ctr for Busns, Comty			
20-21 Actual	FTE	21-22 Actual	BDG FTE	22-23 Adopted	FTE	Object	23-24 Proposed	23-24 Approved	23-24 Adopted	FTE
			0.06	2,900	0.06	1212 Faculty (PT)		1		
			0.10	2,485	0.10	1227 Classified (Temp)		1		
				1,349	1600	*****Fringe Benefits		1		
				440	3012	Contracted Services		1		
				300	3014	Artistic & Graphic		1		
				300	3021	Honoraria, Speakers		1		
				560	4402	Printing		1		
				4,800	4411	Food for Public Events		1		
				500	4422	Operating Supplies		1		
			0.16	13,634	0.16	<b>Total: Summer Workshop</b>		9		

# Clatsop Community College

## Detail Budget Report

11111268 Medical Assistant						<i>Manager</i> Dir Nursing & Allied Health	<i>Director</i> VP Academic Affairs			
20-21 Actual	FTE	21-22 Actual	BDG FTE	22-23 Adopted	FTE	Object	23-24 Proposed	23-24 Approved	23-24 Adopted	FTE
88,829	1.00	92,382	1.00	95,154	1.00	1112 Faculty (FT)	97,057			
				12,178	0.27	1212 Faculty (PT)	1			
4,876	0.06	5,071	0.06	5,250	0.06	1412 FT Faculty Overload	5,500			
				2,597		1600 *****Fringe Benefits	1,713			
71		71		71		1612 Life Insurance	71			
277		291		304		1613 Long Term Disability	311			
14,430		15,214		15,912		1614 Medical Insurance	16,775			
186		194		190		1621 Unemployment Insurance	340			
258		268		400		1622 Worker's Compensation	408			
21,341		22,278		19,982		1631 Oregon PERS	21,353			
				190		1632 OR Paid Family Leave	388			
5,753		6,005		5,900		1641 Social Security	6,018			
1,345		1,405		1,380		1642 Medicare	1,407			
205		221		500		2221 In-state Travel	500			
				1,000		3011 Professional Fees	800			
236		152		181		3162 Casualty Insurance Prem.	166			
371		310		380		3164 Malpractice Insurance Prem.	293			
3,623		6,086		4,680		4421 Instructional Supplies	2,000			
<b>141,801</b>	<b>1.06</b>	<b>149,948</b>	<b>1.06</b>	<b>166,249</b>	<b>1.27</b>	<b>Total: Medical Assistant</b>	<b>155,101</b>			

# Clatsop Community College

## Detail Budget Report

11111270 Nursing Assistant **Manager**  
Dir Nursing & Allied Health **Director**  
VP Academic Affairs

20-21 Actual	FTE	21-22 Actual	BDG FTE	22-23 Adopted	FTE	Object	23-24 Proposed	23-24 Approved	23-24 Adopted	FTE
			0.23	12,135	0.21	1212 Faculty (PT)			1	
1,004	0.01	1,712	0.01	2,000	0.03	1222 Faculty (Extra Duty)		1,800		
23,037	0.26	24,989	0.28	24,565	0.28	1232 FT Faculty PT Summer		26,000		
				9,394	1600	*****Fringe Benefits		8,656		
48		53			1621	Unemployment Insurance				
67		74			1622	Worker's Compensation				
5,529		6,141			1631	Oregon PERS				
1,489		1,653			1641	Social Security				
348		387			1642	Medicare				
				418	2221	In-state Travel		418		
350		595		1,200	3011	Professional Fees		1,000		
140				600	3022	Non-employee Wages		1		
				150	3061	Dues and Memberships		50		
283		281		280	3162	Casualty Insurance Prem.		141		
624		348		425	3164	Malpractice Insurance Prem.		258		
610		5,836		7,165	4421	Instructional Supplies		1,500		
<b>33,529</b>	<b>0.27</b>	<b>42,069</b>	<b>0.52</b>	<b>58,332</b>	<b>0.52</b>	<b>Total: Nursing Assistant</b>		<b>39,825</b>		

# Clatsop Community College

## Detail Budget Report

20-21		21-22		22-23		23-24		23-24		23-24	
Actual	FTE	Actual	BDG FTE	Adopted	FTE	Object	Proposed	Approved	Adopted	FTE	
381,481	5.00	416,570	5.00	440,750	5.00	1112 Faculty (FT)	454,903				
8,516	0.14	4,489	0.25	15,000	0.25	1212 Faculty (PT)	12,000				
1,912	0.03	2,625	0.04	3,000	0.04	1222 Faculty (Extra Duty)	3,000				
282	0.01	195				1227 Classified (Temp)					
			0.01	500	0.01	1242 PT Faculty Office Hr	1				
41,922	0.52	43,907	0.36	47,250	0.59	1412 FT Faculty Overload	67,250				
				17,153		1600 *****Fringe Benefits	22,931				
357		357		355		1612 Life Insurance	355				
1,194		1,287		1,409		1613 Long Term Disability	1,457				
72,150		76,070		79,560		1614 Medical Insurance	83,875				
863		925		882		1621 Unemployment Insurance	1,592				
1,207		1,284		1,852		1622 Worker's Compensation	1,912				
97,266		105,279		92,557		1631 Oregon PERS	100,079				
				882		1632 OR Paid Family Leave	1,820				
25,891		27,409		27,327		1641 Social Security	28,204				
6,055		6,410		6,390		1642 Medicare	6,596				
1,732		951		2,000		2221 In-state Travel	2,000				
				900		2222 PT Instate Travel	1				
				1,000		3011 Professional Fees	900				
420		280		800		3022 Non-employee Wages	800				
				150		3061 Dues and Memberships	150				
177		234		336		3162 Casualty Insurance Prem.	275				
808		618		755		3164 Malpractice Insurance Prem.	580				
				100		3341 Water, Garbage, Sewer	100				
269				200		3452 Equipment Repairs	200				
						3454 Maint/Svc Contracts	100				
236		218		400		4411 Food for Public Events	400				
23,348		18,968		29,550		4421 Instructional Supplies	25,000				
27,633		27,308		37,211		4611 Student Testing Fees	40,000				
<b>693,719</b>	<b>5.70</b>	<b>735,384</b>	<b>5.66</b>	<b>808,269</b>	<b>5.89</b>	<b>Total: Nursing</b>	<b>856,481</b>				

# Clatsop Community College

## Detail Budget Report

11111315 Adult Basic Education						<i>Manager</i> Coord Adult Basic Skills	<i>Director</i> Dean Transfer Ed			
20-21 Actual	FTE	21-22 Actual	BDG FTE	22-23 Adopted	FTE	Object	23-24 Proposed	23-24 Approved	23-24 Adopted	FTE
24,337	0.40	26,196	0.40	27,927	0.40	1112 Faculty (FT)	29,482			
45,532	0.82	49,279	0.82	49,279	0.82	1114 Service/Supervisory (FT)	51,743			
48,115	0.83	57,985	0.93	30,634	1.03	1212 Faculty (PT)	52,187			
		27				1222 Faculty (Extra Duty)				
835	0.02	528	0.02	1		1227 Classified (Temp)	1			
		2,157				1232 FT Faculty PT Summer				
				1		1242 PT Faculty Office Hr	1			
				1		1412 FT Faculty Overload	1			
				14,533		1600 *****Fringe Benefits	17,533			
87		85		88		1612 Life Insurance	88			
220		234		247		1613 Long Term Disability	260			
17,599		18,339		19,413		1614 Medical Insurance	20,466			
237		270		155		1621 Unemployment Insurance	284			
337		373		324		1622 Worker's Compensation	341			
20,285		22,940		16,214		1631 Oregon PERS	17,869			
				155		1632 OR Paid Family Leave	325			
7,351		8,271		4,786		1641 Social Security	5,036			
1,719		1,934		1,120		1642 Medicare	1,177			
		155		200		2221 In-state Travel	200			
36		22		50		4421 Instructional Supplies	50			
18		4		25		4422 Operating Supplies	25			
<b>166,708</b>	<b>2.07</b>	<b>188,799</b>	<b>2.17</b>	<b>165,153</b>	<b>2.25</b>	<b>Total: Adult Basic Education</b>	<b>197,069</b>			

# Clatsop Community College

## Detail Budget Report

11111335 Learning Support Services						<i>Manager</i> Dir Library	<i>Director</i> VP Academic Affairs			
<b>20-21</b>		<b>21-22</b>	<b>BDG</b>	<b>22-23</b>			<b>23-24</b>	<b>23-24</b>	<b>23-24</b>	
<b>Actual</b>	<b>FTE</b>	<b>Actual</b>	<b>FTE</b>	<b>Adopted</b>	<b>FTE</b>	<b>Object</b>	<b>Proposed</b>	<b>Approved</b>	<b>Adopted</b>	<b>FTE</b>
34,965	0.75	36,570	0.75	38,250	0.75	117 Classified (FT)	39,195			
3,081	0.11	8,722		1		1227 Classified (Temp)	1			
71		71		71		1612 Life Insurance	71			
111		115		122		1613 Long Term Disability	125			
14,430		15,214		15,912		1614 Medical Insurance	16,775			
76		91		77		1621 Unemployment Insurance	137			
111		138		161		1622 Worker's Compensation	165			
8,042		8,423		8,033		1631 Oregon PERS	8,623			
				77		1632 OR Paid Family Leave	157			
2,355		2,781		2,372		1641 Social Security	2,430			
551		650		555		1642 Medicare	568			
				25		4422 Operating Supplies	25			
<b>63,793</b>	<b>0.86</b>	<b>72,775</b>	<b>0.75</b>	<b>65,656</b>	<b>0.75</b>	<b>Total: Learning Support Services</b>	<b>68,272</b>			

# Clatsop Community College

## Detail Budget Report

11121000 Workforce Development - Instruction						<i>Manager</i>	<i>Director</i>				
						Dir Ctr for Busns, Comty, Pro Dev	Assoc VP Ctr for Busns, Comty				
20-21	21-22	BDG	22-23			23-24	23-24	23-24			
Actual	FTE	Actual	FTE	Adopted	FTE	Proposed	Approved	Adopted	FTE		
						<i>Object</i>					
994	0.02	2,918	0.22	10,957	0.22	1212	Faculty (PT)	7,000			
			0.03	1,000	0.03	1227	Classified (Temp)	500			
				1		1242	PT Faculty Office Hr	1			
				1,722		1600	*****Fringe Benefits	663			
2		6				1621	Unemployment Insurance				
3		8				1622	Worker's Compensation				
105		628				1631	Oregon PERS				
62		181				1641	Social Security				
14		42				1642	Medicare				
800						3012	Contracted Services				
		996		1,000		4421	Instructional Supplies	1,000			
10		9		100		4422	Operating Supplies	100			
<b>1,990</b>	<b>0.02</b>	<b>4,788</b>	<b>0.25</b>	<b>14,780</b>	<b>0.25</b>	<b>Total: Workforce Development - Instruction</b>		<b>9,264</b>			

# Clatsop Community College

## Detail Budget Report

11161425 Distance Education						<i>Manager</i> Coord Distance Learning	<i>Director</i> Dean Transfer Ed			
20-21 Actual	FTE	21-22 Actual	BDG FTE	22-23 Adopted	FTE	Object	23-24 Proposed	23-24 Approved	23-24 Adopted	FTE
						1114 Service/Supervisory (FT)				
68,552	1.00	70,520	1.00	76,980	1.00	1117 Classified (FT)	76,980			
			0.06	1,500	0.06	1222 Faculty (Extra Duty)				
			0.15	4,600	0.15	1227 Classified (Temp)				
				1,604	1600	*****Fringe Benefits				
71		71		71	1612	Life Insurance	71			
219		224		246	1613	Long Term Disability	246			
14,430		15,214		15,912	1614	Medical Insurance	16,775			
138		141		154	1621	Unemployment Insurance	269			
184		187		323	1622	Worker's Compensation	323			
15,902		16,220		16,166	1631	Oregon PERS	16,936			
				154	1632	OR Paid Family Leave	308			
4,258		4,358		4,773	1641	Social Security	4,773			
996		1,019		1,116	1642	Medicare	1,116			
				1	2221	In-state Travel	1			
				7,000	3012	Contracted Services				
					3061	Dues and Memberships	495			
					3521	Taxes, Licenses, Permits	2,000			
2				1,100	4422	Operating Supplies	100			
<b>104,752</b>	<b>1.00</b>	<b>107,954</b>	<b>1.21</b>	<b>131,700</b>	<b>1.21</b>	<b>Total: Distance Education</b>	<b>120,393</b>			



# Clatsop Community College

## Detail Budget Report

11171211 Automotive Instruction						<i>Manager</i> Dean Workforce Ed & Training	<i>Director</i> Dean Workforce Ed & Training			
20-21 Actual	FTE	21-22 Actual	BDG FTE	22-23 Adopted	FTE	Object	23-24 Proposed	23-24 Approved	23-24 Adopted	FTE
66,876	1.00	72,612	1.00	77,407	1.00	112 Faculty (FT)	81,720			
3,360	0.06	16,993	0.38	21,399	0.37	1212 Faculty (PT)	13,000			
		223	0.01	1,000	0.03	1227 Classified (Temp)	500			
				1		1242 PT Faculty Office Hr	1			
				1		1412 FT Faculty Overload	1			
				3,281		1600 *****Fringe Benefits	4,050			
71		71		71		1612 Life Insurance	71			
210		227		248		1613 Long Term Disability	262			
14,430		15,214		15,912		1614 Medical Insurance	16,775			
140		178		155		1621 Unemployment Insurance	286			
198		250		325		1622 Worker's Compensation	343			
15,355		18,539		16,255		1631 Oregon PERS	17,978			
				155		1632 OR Paid Family Leave	327			
4,279		5,418		4,799		1641 Social Security	5,067			
1,001		1,267		1,122		1642 Medicare	1,185			
371						2221 In-state Travel				
810				1,750		3161 Property Insurance Prem.	1			
112				825		3341 Water, Garbage, Sewer	825			
				300		3451 Vehicle, Boat Repairs	300			
				1		3452 Equipment Repairs	1			
				1,025		3455 Other Repair Parts/Svcs	1,025			
				150		4411 Food for Public Events	150			
8,216		10,870		8,840		4421 Instructional Supplies	8,000			
				263		4422 Operating Supplies	100			
40		38		400		4441 Fuel, Oil, & Tires	400			
450		540		1,700		4611 Student Testing Fees	860			
<b>115,919</b>	<b>1.06</b>	<b>142,440</b>	<b>1.39</b>	<b>157,385</b>	<b>1.40</b>	<b>Total: Automotive Instruction</b>	<b>153,228</b>			

# Clatsop Community College

## Detail Budget Report

20-21		21-22		22-23		23-24		23-24		23-24	
Actual	FTE	Actual	BDG FTE	Adopted	FTE	Object	Proposed	Approved	Adopted	FTE	
49,462	0.53	53,856	0.51			1112 Faculty (FT)					
1,935	0.02	1,155		10,128	0.11	1212 Faculty (PT)	10,128				
		561				1227 Classified (Temp)					
				1		1242 PT Faculty Office Hr		1			
				1		1412 FT Faculty Overload		1			
				1,565		1600 *****Fringe Benefits	1,565				
37		27				1612 Life Insurance					
152		125				1613 Long Term Disability					
7,417		5,823				1614 Medical Insurance					
100		109				1621 Unemployment Insurance					
139		150				1622 Worker's Compensation					
11,077		14,242				1631 Oregon PERS					
2,851		3,614				1641 Social Security					
667		845				1642 Medicare					
				200		2222 PT Instate Travel		1			
12		698		1,000		4421 Instructional Supplies	1,000				
<b>73,849</b>	<b>0.55</b>	<b>81,205</b>	<b>0.51</b>	<b>12,895</b>	<b>0.11</b>	<b>Total: Auto CAD</b>	<b>12,696</b>				

# Clatsop Community College

## Detail Budget Report

11171252 Maritime Sciences *Manager*  
Dean Workforce Ed & Training *Director*  
Dean Workforce Ed & Training

20-21 Actual	FTE	21-22 Actual	BDG FTE	22-23 Adopted	FTE	Object	23-24 Proposed	23-24 Approved	23-24 Adopted	FTE
211,076	3.00	235,603	4.00	262,508	4.00	1112 Faculty (FT)	269,209			
24,634	0.75	26,175	0.75	27,375	0.75	1117 Classified (FT)	28,065			
33,386	0.58	26,298	0.40	23,134	0.40	1212 Faculty (PT)	23,134			
		8,740	0.04	2,769	0.04	1222 Faculty (Extra Duty)	2,769			
2,016	0.07	4,272	0.15	4,600	0.15	1227 Classified (Temp)	4,600			
6,545	0.10	5,193	0.30	20,334	0.30	1232 FT Faculty PT Summer	20,334			
				1		1242 PT Faculty Office Hr	1			
8,682	0.13	19,090	0.17	11,608	0.17	1412 FT Faculty Overload	11,608			
				15,617		1600 *****Fringe Benefits	15,617			
274		309		355		1612 Life Insurance	355			
732		803		929		1613 Long Term Disability	952			
55,037		65,968		79,560		1614 Medical Insurance	83,875			
596		659		580		1621 Unemployment Insurance	1,040			
799		937		1,218		1622 Worker's Compensation	1,249			
55,265		63,446		60,876		1631 Oregon PERS	65,400			
				580		1632 OR Paid Family Leave	1,188			
18,194		20,217		17,972		1641 Social Security	18,432			
4,255		4,728		4,203		1642 Medicare	4,311			
533		1,528		1,700		2221 In-state Travel	1,700			
28				1,800		2222 PT Instate Travel	1,000			
58		3,943		1,000		2231 Out-of-state Travel	1,000			
5						2317 Registration				
22,748		22,748		22,748		3052 Auto, Boat rent or lease	22,748			
1,400		1,300		1,800		3054 Space rent or lease	1,800			
476		517		533		3161 Property Insurance Prem.	533			
				1		3392 Newspaper Services	1			
21				300		3451 Vehicle, Boat Repairs	300			
55		45		315		3452 Equipment Repairs	315			
		771				3455 Other Repair Parts/Svcs				
				626		3591 Other Fees	626			
		38				4411 Food for Public Events	200			

# Clatsop Community College

## *Detail Budget Report*

11171252 Maritime Sciences						<i>Manager</i> Dean Workforce Ed & Training	<i>Director</i> Dean Workforce Ed & Training			
20-21 Actual	FTE	21-22 Actual	BDG FTE	22-23 Adopted	FTE	Object	23-24 Proposed	23-24 Approved	23-24 Adopted	FTE
20,335		13,702		24,030	4421	Instructional Supplies	21,030			
436		620		755	4422	Operating Supplies	655			
<b>467,586</b>	<b>4.63</b>	<b>527,650</b>	<b>5.81</b>	<b>589,827</b>	<b>5.81</b>	<b>Total: Maritime Sciences</b>	<b>604,047</b>			

# Clatsop Community College

## *Detail Budget Report*

11171253 Marine Science-Self Support						<i>Manager</i> Dean Workforce Ed & Training	<i>Director</i> Dean Workforce Ed & Training			
20-21 Actual	FTE	21-22 Actual	BDG FTE	22-23 Adopted	FTE	<i>Object</i>	23-24 Proposed	23-24 Approved	23-24 Adopted	FTE
				300	3591	Other Fees				
				4,700	4421	Instructional Supplies	3,600			
				24,916	5511	Instructional Equipment				
				<b>29,916</b>		<b>Total: Marine Science-Self Support</b>	<b>3,600</b>			

# Clatsop Community College

## Detail Budget Report

11171254 Marine Fire Training *Manager*  
Dean Workforce Ed & Training *Director*  
Dean Workforce Ed & Training

20-21 Actual	FTE	21-22 Actual	BDG FTE	22-23 Adopted	FTE	Object	23-24 Proposed	23-24 Approved	23-24 Adopted	FTE
58,785	1.00	63,277	1.00	67,456	1.00	1112 Faculty (FT)	62,058			
35,540	0.75	33,600	0.75	35,130	0.75	1117 Classified (FT)	48,020			
5,850	0.10	13,532	0.12	7,000	0.12	1212 Faculty (PT)	7,000			
6,951	0.12	3,628	0.13	7,803	0.13	1222 Faculty (Extra Duty)	7,803			
			0.01	200	0.01	1227 Classified (Temp)	200			
				1		1242 PT Faculty Office Hr	1			
3,041	0.05	17	0.21	13,000	0.21	1412 FT Faculty Overload	5,000			
				8,776		1600 *****Fringe Benefits	8,010			
143		131		125		1612 Life Insurance	142			
283		310		328		1613 Long Term Disability	353			
28,860		27,872		27,846		1614 Medical Insurance	33,550			
219		227		205		1621 Unemployment Insurance	385			
312		326		431		1622 Worker's Compensation	463			
24,565		24,735		21,543		1631 Oregon PERS	24,217			
				205		1632 OR Paid Family Leave	440			
6,636		6,826		6,360		1641 Social Security	6,825			
1,552		1,596		1,487		1642 Medicare	1,596			
758		11		350		2221 In-state Travel	350			
346		627		318		3161 Property Insurance Prem.	318			
				301		3451 Vehicle, Boat Repairs	301			
29,008		29,880		31,745		3454 Maint/Svc Contracts	31,745			
		98				3521 Taxes, Licenses, Permits				
		46				3591 Other Fees				
				100		4411 Food for Public Events	100			
12,603		8,668		19,975		4421 Instructional Supplies	14,000			
<b>215,452</b>	<b>2.02</b>	<b>215,407</b>	<b>2.22</b>	<b>250,685</b>	<b>2.22</b>	<b>Total: Marine Fire Training</b>	<b>252,877</b>			

# Clatsop Community College

## Detail Budget Report

11171262 Welding		<i>Manager</i> Dean Workforce Ed & Training				<i>Director</i> Dean Workforce Ed & Training				
20-21 Actual	FTE	21-22 Actual	BDG FTE	22-23 Adopted	FTE	Object	23-24 Proposed	23-24 Approved	23-24 Adopted	FTE
141,280	2.00	154,023	2.00	164,198	2.00	1112 Faculty (FT)	173,343			
252	0.00	1,596	0.14	9,000	0.14	1212 Faculty (PT)	9,000			
				1		1222 Faculty (Extra Duty)	1			
6,206	0.09	6,615				1232 FT Faculty PT Summer				
1,273	0.02	1,273		1		1412 FT Faculty Overload	1			
				774		1600 *****Fringe Benefits	774			
143		143		142		1612 Life Insurance	142			
446		480		525		1613 Long Term Disability	555			
28,860		30,428		31,824		1614 Medical Insurance	33,550			
299		325		329		1621 Unemployment Insurance	607			
421		453		689		1622 Worker's Compensation	728			
34,349		37,188		34,482		1631 Oregon PERS	38,136			
				329		1632 OR Paid Family Leave	693			
9,259		10,025		10,180		1641 Social Security	10,748			
2,165		2,345		2,381		1642 Medicare	2,513			
		264		691		3061 Dues and Memberships	400			
553		596		509		3161 Property Insurance Prem.	509			
				135		3452 Equipment Repairs	135			
17,598		30,676		40,693		4421 Instructional Supplies	33,000			
				450		4422 Operating Supplies	450			
113				500		4441 Fuel, Oil, & Tires	500			
450		2,275				4611 Student Testing Fees				
<b>243,667</b>	<b>2.11</b>	<b>278,705</b>	<b>2.14</b>	<b>297,833</b>	<b>2.16</b>	<b>Total: Welding</b>	<b>305,785</b>			

# Clatsop Community College

## Detail Budget Report

11175245 M/V Forerunner		<i>Manager</i> Dean Workforce Ed & Training				<i>Director</i> Dean Workforce Ed & Training				
20-21 Actual	FTE	21-22 Actual	BDG FTE	22-23 Adopted	FTE	Object	23-24 Proposed	23-24 Approved	23-24 Adopted	FTE
			0.60	12,750	0.60	1217 Classified (PT)				
		3,853				1222 Faculty (Extra Duty)	12,750			
			0.04	1,125	0.04	1227 Classified (Temp)	1,125			
				3,846		1600 *****Fringe Benefits	4,069			
		8				1621 Unemployment Insurance				
		11				1622 Worker's Compensation				
		886				1631 Oregon PERS				
		236				1641 Social Security				
		55				1642 Medicare				
		391		3,289		3054 Space rent or lease	1,000			
				21,665		3161 Property Insurance Prem.				
		5,985		22,596		3451 Vehicle, Boat Repairs	30,000			
		326		331		3521 Taxes, Licenses, Permits	331			
		4,259		5,000		4421 Instructional Supplies	4,000			
		195		1,934		4422 Operating Supplies	934			
		6,422		11,200		4441 Fuel, Oil, & Tires	7,300			
				7,775		5514 Boats/Marine Equipment				
		<b>22,627</b>	<b>0.64</b>	<b>91,511</b>	<b>0.64</b>	<b>Total: M/V Forerunner</b>	<b>61,509</b>			



# Clatsop Community College

## *Detail Budget Report*

11175265 Coast Guard Testing						<b>Manager</b> Dean Workforce Ed & Training	<b>Director</b> Dean Workforce Ed & Training			
20-21 Actual	FTE	21-22 Actual	BDG FTE	22-23 Adopted	FTE	Object	23-24 Proposed	23-24 Approved	23-24 Adopted	FTE
		2,892		4,000	4421	Instructional Supplies	3,000			
		898		12,873	4431	PC Software	3,000			
				21,397	5511	Instructional Equipment				
		<b>3,790</b>		<b>38,270</b>		<b>Total: Coast Guard Testing</b>	<b>6,000</b>			

# Clatsop Community College

## Detail Budget Report

11181410 Extended Learning						<i>Manager</i> Dir Ctr for Busns, Comty, Pro Dev	<i>Director</i> Assoc VP Ctr for Busns, Comty			
20-21 Actual	FTE	21-22 Actual	BDG FTE	22-23 Adopted	FTE	Object	23-24 Proposed	23-24 Approved	23-24 Adopted	FTE
4,977	0.09	9,656	0.59	34,000	0.59	1212 Faculty (PT)	25,000			
		1,320	0.17	1		1227 Classified (Temp)	1			
				5,017		1600 *****Fringe Benefits	2,204			
10		22				1621 Unemployment Insurance				
15		33				1622 Worker's Compensation				
146		467				1631 Oregon PERS				
309		674				1641 Social Security				
72		158				1642 Medicare				
				600		2221 In-state Travel	600			
				500		3012 Contracted Services	500			
				600		3054 Space rent or lease	600			
				250		3392 Newspaper Services	250			
				240		3393 Other Communication Svcs	240			
				100		4411 Food for Public Events	100			
		625		1,300		4421 Instructional Supplies	1,300			
		10		43		4422 Operating Supplies	43			
<b>5,529</b>	<b>0.09</b>	<b>12,965</b>	<b>0.76</b>	<b>42,651</b>	<b>0.59</b>	<b>Total: Extended Learning</b>	<b>30,838</b>			

# Clatsop Community College

## Detail Budget Report

11181415 Extended Learning - Self Support      **Manager** Dir Ctr for Busns, Comty, Pro Dev      **Director** Assoc VP Ctr for Busns, Comty

20-21 Actual	FTE	21-22 Actual	BDG FTE	22-23 Adopted	FTE	Object	23-24 Proposed	23-24 Approved	23-24 Adopted	FTE
33,862	0.75	36,675	0.77	36,675	0.79	114 Service/Supervisory (FT)	34,256			
2,427	0.04	5,263	0.24	14,000	0.24	1212 Faculty (PT)	10,000			
			0.03	1		1227 Classified (Temp)	1			
				1,951		1600 *****Fringe Benefits	882			
71		71		71		1612 Life Insurance	71			
104		115		117		1613 Long Term Disability	110			
13,999		15,214		15,912		1614 Medical Insurance	16,775			
73		84		73		1621 Unemployment Insurance	120			
112		115		154		1622 Worker's Compensation	144			
7,800		8,435		7,702		1631 Oregon PERS	7,536			
				73		1632 OR Paid Family Leave	137			
2,248		2,600		2,274		1641 Social Security	2,124			
526		608		532		1642 Medicare	497			
				170		2221 In-state Travel	170			
				1		3012 Contracted Services	1			
				425		3392 Newspaper Services	425			
		25		120		3393 Other Communication Svcs	120			
				50		4411 Food for Public Events	50			
30				1,740		4421 Instructional Supplies	1,740			
8				205		4422 Operating Supplies	205			
<b>61,260</b>	<b>0.79</b>	<b>69,205</b>	<b>1.04</b>	<b>82,246</b>	<b>0.99</b>	<b>Total: Extended Learning - Self Support</b>	<b>75,364</b>			

# Clatsop Community College

## Detail Budget Report

11214534 Patriot Hall Support						<i>Manager</i> Dean Transfer Ed	<i>Director</i> Dean Transfer Ed			
20-21 Actual	FTE	21-22 Actual	BDG FTE	22-23 Adopted	FTE	Object	23-24 Proposed	23-24 Approved	23-24 Adopted	FTE
		14,452				1114 Service/Supervisory (FT)	65,823			
39,553	0.91	51,546	1.00	68,076	1.60	1117 Classified (FT)				
9,093	0.43	7,676	0.91			1217 Classified (PT)	22,104			
27,423	0.87	33,889	2.39	64,000	2.39	1227 Classified (Temp)	45,000			
				17,251		1600 *****Fringe Benefits	6,533			
71		95		128		1612 Life Insurance	71			
116		173		217		1613 Long Term Disability	211			
14,430		20,326		28,642		1614 Medical Insurance	16,775			
155		214		136		1621 Unemployment Insurance	230			
249		345		286		1622 Worker's Compensation	276			
11,052		16,578		14,296		1631 Oregon PERS	14,481			
				136		1632 OR Paid Family Leave	263			
4,835		6,639		4,221		1641 Social Security	4,081			
1,133		1,553		987		1642 Medicare	954			
300		375		1,500		2317 Registration	700			
		187				4412 Food for Staff Events				
1,629		29		2,000		4422 Operating Supplies	1,000			
<b>110,039</b>	<b>2.21</b>	<b>154,077</b>	<b>4.30</b>	<b>201,876</b>	<b>3.99</b>	<b>Total: Patriot Hall Support</b>	<b>178,502</b>			

# Clatsop Community College

## Detail Budget Report

20-21		21-22		22-23		23-24		23-24		23-24	
Actual	FTE	Actual	BDG FTE	Adopted	FTE	Object	Proposed	Approved	Adopted	FTE	
11214600	Library										
						<i>Manager</i> Dir Library				<i>Director</i> VP Academic Affairs	
96,353	1.75	89,096	1.00	87,412	1.00	1114 Service/Supervisory (FT)	91,783				
72,576	1.83	86,057	1.83	77,889	1.83	1117 Classified (FT)	79,836				
1,684	0.04	18,890	0.51	21,750	0.50	1214 Service/Supervisory (PT)	24,192				
38,349	1.04	20,460	1.00	38,660	1.00	1217 Classified (PT)	38,660				
			1.52	10,400	1.52	1319 CWS Students	1,000				
				2,513		1600 *****Fringe Benefits	89				
214		238		213		1612 Life Insurance	213				
481		546		529		1613 Long Term Disability	550				
28,860		35,540		47,736		1614 Medical Insurance	50,325				
418		431		452		1621 Unemployment Insurance	821				
597		608		947		1622 Worker's Compensation	984				
46,660		49,094		47,400		1631 Oregon PERS	51,584				
				452		1632 OR Paid Family Leave	938				
12,967		13,349		13,995		1641 Social Security	14,538				
3,033		3,122		3,272		1642 Medicare	3,400				
				1		2221 In-state Travel	750				
				1		3021 Honoraria, Speakers	1				
4,040		4,611		5,008		3061 Dues and Memberships	5,480				
5,841		6,208		7,200		3454 Maint/Svc Contracts	7,000				
				1		4411 Food for Public Events	150				
763		2,836		1,000		4422 Operating Supplies	1,650				
32,005		34,405		41,820		4461 Subscriptions/Periodicals	41,300				
7,646		15,052		3,000		5561 Library Books	6,000				
3,964		6,945		500		5562 AUDIOVISUAL FORMATS	5,000				
15,818		526		200		5571 Non-capitalized Equip	1,050				
<b>372,269</b>	<b>4.66</b>	<b>388,014</b>	<b>5.86</b>	<b>412,351</b>	<b>5.85</b>	<b>Total: Library</b>	<b>427,294</b>				

# Clatsop Community College

## *Detail Budget Report*

11214625 Audio-Visual						<i>Manager</i> Coord Distance Learning	<i>Director</i> Dean Transfer Ed			
20-21 Actual	FTE	21-22 Actual	BDG FTE	22-23 Adopted	FTE	Object	23-24 Proposed	23-24 Approved	23-24 Adopted	FTE
		344		400	4422	Operating Supplies	360			
		<b>344</b>		<b>400</b>		<i>Total: Audio-Visual</i>	<b>360</b>			

# Clatsop Community College

## Detail Budget Report

11224575 Supervision, So Cty Center						<i>Manager</i> Assoc VP Ctr for Busns, Comty &	<i>Director</i> President			
20-21 Actual	FTE	21-22 Actual	BDG FTE	22-23 Adopted	FTE	Object	23-24 Proposed	23-24 Approved	23-24 Adopted	FTE
37,714	0.75	38,745	0.75	39,510	0.75	117 Classified (FT)	27,375			
2,444	0.09	1,131	0.07	2,000	0.07	227 Classified (Temp)	2,000			
				166	1600	*****Fringe Benefits	166			
54		55		54	1612	Life Insurance	54			
120		126		126	1613	Long Term Disability	88			
10,823		11,715		11,934	1614	Medical Insurance	12,581			
81		80		79	1621	Unemployment Insurance	96			
119		111		166	1622	Worker's Compensation	115			
9,662		9,171		8,297	1631	Oregon PERS	6,023			
				79	1632	OR Paid Family Leave	110			
2,506		2,472		2,450	1641	Social Security	1,697			
586		578		573	1642	Medicare	397			
				300	2221	In-state Travel	150			
				924	4422	Operating Supplies	800			
				41	4461	Subscriptions/Periodicals	41			
<b>64,109</b>	<b>0.84</b>	<b>64,184</b>	<b>0.82</b>	<b>66,699</b>	<b>0.82</b>	<b>Total: Supervision, So Cty Center</b>	<b>51,693</b>			

# Clatsop Community College

## Detail Budget Report

20-21		21-22		22-23		23-24		23-24		23-24	
Actual	FTE	Actual	BDG FTE	Adopted	FTE	Object	Proposed	Approved	Adopted	FTE	
35,040	0.45	34,484	0.45	35,386	0.45	114 Service/Supervisory (FT)	34,434				
32		36		33		1612 Life Insurance	25				
106		122		113		1613 Long Term Disability	110				
6,501		7,716		7,164		1614 Medical Insurance	5,872				
72		71		71		1621 Unemployment Insurance	121				
95		93		149		1622 Worker's Compensation	145				
7,869		7,931		7,432		1631 Oregon PERS	7,575				
				71		1632 OR Paid Family Leave	138				
2,206		2,051		2,194		1641 Social Security	2,135				
516		480		513		1642 Medicare	500				
<b>52,437</b>	<b>0.45</b>	<b>52,984</b>	<b>0.45</b>	<b>53,126</b>	<b>0.45</b>	<b>Total: SBDC Match</b>	<b>51,055</b>				



# Clatsop Community College

## Detail Budget Report

20-21		21-22		22-23		23-24		23-24		23-24	
Actual	FTE	Actual	BDG FTE	Adopted	FTE	Object	Proposed	Approved	Adopted	FTE	
127,763	1.00	130,318	1.00	130,318	1.00	113 Administrative (FT)	113,925				
44,284	1.00	50,764	1.00	45,000	1.00	116 Confident Classified (FT)	50,520				
			0.01	144	0.01	1227 Classified (Temp)	144				
				42	1600	*****Fringe Benefits	42				
71		125		142	1612	Life Insurance	121				
521		547		561	1613	Long Term Disability	527				
25,817		29,150		31,824	1614	Medical Insurance	28,518				
344		361		351	1621	Unemployment Insurance	576				
485		487		736	1622	Worker's Compensation	690				
26,494		41,650		36,817	1631	Oregon PERS	36,178				
				351	1632	OR Paid Family Leave	658				
9,928		10,258		10,870	1641	Social Security	10,195				
2,322		2,399		2,543	1642	Medicare	2,385				
200		1,712		4,000	2221	In-state Travel	3,000				
				500	3012	Contracted Services	300				
				1	3021	Honoraria, Speakers	1				
				300	3061	Dues and Memberships	600				
				300	4411	Food for Public Events	200				
175				500	4422	Operating Supplies	350				
6,825		6,999		11,000	4431	PC Software	7,800				
		139		200	4461	Subscriptions/Periodicals	200				
<b>245,229</b>	<b>2.00</b>	<b>274,909</b>	<b>2.01</b>	<b>276,500</b>	<b>2.01</b>	<b>Total: VP, Instruction</b>	<b>256,930</b>				

# Clatsop Community College

## Detail Budget Report

11264530 Instruct Dept Support Svc						<i>Manager</i> VP Academic Affairs	<i>Director</i> VP Academic Affairs			
20-21 Actual	FTE	21-22 Actual	BDG FTE	22-23 Adopted	FTE	Object	23-24 Proposed	23-24 Approved	23-24 Adopted	FTE
316,225	3.20	337,283	3.20	335,796	3.20	1114 Service/Supervisory (FT)	384,312			
134,612	2.96	120,353	3.35	161,304	3.60	1117 Classified (FT)	128,040			
		366				1212 Faculty (PT)				
20,695	0.65	21,824	0.68	22,214	0.62	1217 Classified (PT)	22,776			
60	0.00	4,991	0.11	2,000	0.11	1222 Faculty (Extra Duty)	2,000			
7,704	0.29	1,537	1.04	2,400	1.04	1227 Classified (Temp)	2,400			
		-156				1514 Jury Duty reimbursement				
				17,526		1600 *****Fringe Benefits	7,853			
434		429		497		1612 Life Insurance	442			
1,347		1,469		1,590		1613 Long Term Disability	1,638			
87,370		92,730		111,384		1614 Medical Insurance	104,340			
1,006		973		994		1621 Unemployment Insurance	1,793			
1,263		1,314		2,089		1622 Worker's Compensation	2,153			
109,687		111,397		104,391		1631 Oregon PERS	112,717			
				994		1632 OR Paid Family Leave	2,049			
29,932		29,025		30,822		1641 Social Security	31,765			
7,000		6,788		7,209		1642 Medicare	7,428			
551		7,544		3,000		2221 In-state Travel	3,000			
1,463		536		3,000		2231 Out-of-state Travel	3,000			
				1		3012 Contracted Services	1			
1,463		553		3,500		3054 Space rent or lease	2,500			
275		165		320		3061 Dues and Memberships	320			
273						3311 Telephone charges				
2,500				1,500		3591 Other Fees	500			
207		142		500		4402 Printing	250			
88		240		500		4412 Food for Staff Events	400			
475		2,354		2,860		4422 Operating Supplies	2,500			
34,902		47,834		36,680		4431 PC Software	59,128			
30		30		30		4461 Subscriptions/Periodicals	30			
				1		4472 Awards and Gifts	1			
<b>759,562</b>	<b>7.10</b>	<b>789,721</b>	<b>8.38</b>	<b>853,102</b>	<b>8.57</b>	<b>Total: Instruct Dept Support Svc</b>	<b>883,336</b>			

# Clatsop Community College

## *Detail Budget Report*

11264715 Staff Development - PT Faculty						<b>Manager</b> Chair, PT Faculty Dev	<b>Director</b> Dean Transfer Ed			
20-21 Actual	FTE	21-22 Actual	BDG FTE	22-23 Adopted	FTE	Object	23-24 Proposed	23-24 Approved	23-24 Adopted	FTE
725				300		2222 PT Instate Travel	300			
<b>725</b>				<b>300</b>		<b>Total: Staff Development - PT Faculty</b>	<b>300</b>			

# Clatsop Community College

## Detail Budget Report

11264725 Staff Development - Faculty						<i>Manager</i> Chair, Faculty Dev	<i>Director</i> VP Academic Affairs			
20-21 Actual	FTE	21-22 Actual	BDG FTE	22-23 Adopted	FTE	Object	23-24 Proposed	23-24 Approved	23-24 Adopted	FTE
3,400	0.04	5,854	0.14	11,185	0.14	1222 Faculty (Extra Duty)	11,185			
				3,429	1600	*****Fringe Benefits	3,429			
7		12			1621	Unemployment Insurance				
10		17			1622	Worker's Compensation				
782		1,294			1631	Oregon PERS				
205		357			1641	Social Security				
48		84			1642	Medicare				
275		11,212		34,390	2311	Travel	35,835			
				595	2315	Miscellaneous	595			
5,481		5,367		22,662	2317	Registration	22,662			
<b>10,208</b>	<b>0.04</b>	<b>24,197</b>	<b>0.14</b>	<b>72,261</b>	<b>0.14</b>	<b>Total: Staff Development - Faculty</b>	<b>73,706</b>			

# Clatsop Community College

## Detail Budget Report

20-21		21-22		22-23		Object	23-24		23-24		
Actual	FTE	Actual	BDG FTE	Adopted	FTE		Proposed	Approved	Adopted	FTE	
11312121 Art Gallery											
						<i>Manager</i> Shauck					<i>Director</i> Dean Transfer Ed
5,061	0.15	11,354	0.42	15,500	0.45	1227 Classified (Temp)	7,500				
				2,570	1600	*****Fringe Benefits	662				
10		23				1621 Unemployment Insurance					
16		37				1622 Worker's Compensation					
280		193				1631 Oregon PERS					
314		704				1641 Social Security					
73		165				1642 Medicare					
						2221 In-state Travel	50				
						3014 Artistic & Graphic	90				
400		200		550		3021 Honoraria, Speakers	550				
		290				3393 Other Communication Svcs					
		128		900		4402 Printing	1,260				
		289		1,400		4411 Food for Public Events	1,100				
		127		400		4422 Operating Supplies	400				
725		795		400		4472 Awards and Gifts	360				
						6954 Art Gallery Commissions	3,770				
<b>6,879</b>	<b>0.15</b>	<b>14,305</b>	<b>0.42</b>	<b>21,720</b>	<b>0.45</b>	<b>Total: Art Gallery</b>	<b>15,742</b>				

# Clatsop Community College

## *Detail Budget Report*

11312125 Art Gallery Commissions						<i>Manager</i> Shauck	<i>Director</i> Dean Transfer Ed			
20-21 Actual	FTE	21-22 Actual	BDG FTE	22-23 Adopted	FTE	Object	23-24 Proposed	23-24 Approved	23-24 Adopted	FTE
				500	2221	In-state Travel				
				100	3014	Artistic & Graphic				
				500	3021	Honoraria, Speakers				
				500	4402	Printing				
				200	4411	Food for Public Events				
				600	4422	Operating Supplies				
		670		3,770	6954	Art Gallery Commissions				
		<b>670</b>		<b>6,170</b>		<b>Total: Art Gallery Commissions</b>				

# Clatsop Community College

## *Detail Budget Report*

11312126 Au Naturel		<i>Manager</i> Shauck				<i>Director</i> Dean Transfer Ed			
<b>20-21</b>		<b>21-22</b>	<b>BDG</b>	<b>22-23</b>		<b>23-24</b>	<b>23-24</b>	<b>23-24</b>	
<b>Actual</b>	<b>FTE</b>	<b>Actual</b>	<b>FTE</b>	<b>Adopted</b>	<b>FTE</b>	<b>Proposed</b>	<b>Approved</b>	<b>Adopted</b>	<b>FTE</b>
					<i>Object</i>				
				300	2221	In-state Travel	300		
				800	2231	Out-of-state Travel	800		
				525	3012	Contracted Services	525		
				300	3014	Artistic & Graphic	300		
		3,113		1,100	3021	Honoraria, Speakers	1,100		
				400	3392	Newspaper Services	400		
				600	3393	Other Communication Svcs	600		
				200	3531	Credit Card Processing Fees	200		
				500	4402	Printing	500		
				800	4422	Operating Supplies	800		
				1,975	4472	Awards and Gifts	1,975		
				1,300	6954	Art Gallery Commissions	1,300		
		<b>3,113</b>		<b>8,800</b>	<b>Total: Au Naturel</b>		<b>8,800</b>		

# Clatsop Community College

## *Detail Budget Report*

11312140 Events/Conferences/Tournaments						<b>Manager</b> Dean Transfer Ed	<b>Director</b> VP Finance & Operations			
20-21 Actual	FTE	21-22 Actual	BDG FTE	22-23 Adopted	FTE	Object	23-24 Proposed	23-24 Approved	23-24 Adopted	FTE
			1.21	41,500	1.21	Classified (Temp)	10,000			
				3,500	1600	*****Fringe Benefits	882			
			1.21	<b>45,000</b>	1.21	<b>Total: Events/Conferences/Tournaments</b>	<b>10,882</b>			



# Clatsop Community College

## *Detail Budget Report*

11352110 Cultural Events						<b>Manager</b> Dir Accounting Svcs	<b>Director</b> VP Finance & Operations			
20-21 Actual	FTE	21-22 Actual	BDG FTE	22-23 Adopted	FTE	Object	23-24 Proposed	23-24 Approved	23-24 Adopted	FTE
				1,800	4472	Awards and Gifts				
				<b>1,800</b>		<b>Total: Cultural Events</b>				

# Clatsop Community College

## Detail Budget Report

11415150 Counseling						<i>Manager</i> Dean Student Success	<i>Director</i> Dean Student Success			
20-21 Actual	FTE	21-22 Actual	BDG FTE	22-23 Adopted	FTE	Object	23-24 Proposed	23-24 Approved	23-24 Adopted	FTE
		1,300				1114 Service/Supervisory (FT)				
		28,532		32,500	0.51	1214 Service/Supervisory (PT)	34,125			
27,054	0.80		0.87			1224 Service/Supervisory (Temp)				
54		60		65		1621 Unemployment Insurance	119			
80		35		137		1622 Worker's Compensation	143			
6,223		6,861		6,825		1631 Oregon PERS	7,508			
				65		1632 OR Paid Family Leave	137			
1,677		1,850		2,015		1641 Social Security	2,116			
392		433		471		1642 Medicare	495			
				800		2221 In-state Travel	600			
259				200		2317 Registration	200			
				6,000		3012 Contracted Services	1			
				300		4402 Printing	200			
				750		4411 Food for Public Events	400			
				517		4422 Operating Supplies	300			
<b>35,739</b>	<b>0.80</b>	<b>39,071</b>	<b>0.87</b>	<b>50,645</b>	<b>0.51</b>	<b>Total: Counseling</b>	<b>46,344</b>			

# Clatsop Community College

## Detail Budget Report

11415201 SSS CCC Contribution						<i>Manager</i> Dir TRiO Student Support Svc	<i>Director</i> VP Academic Affairs			
20-21 Actual	FTE	21-22 Actual	BDG FTE	22-23 Adopted	FTE	Object	23-24 Proposed	23-24 Approved	23-24 Adopted	FTE
16,505	0.21	29,753	0.41	30,796	0.42	114 Service/Supervisory (FT)	32,574			
			0.11			1217 Classified (PT)				
16		34		33		1612 Life Insurance	33			
51		96		98		1613 Long Term Disability	104			
3,284		7,227		7,558		1614 Medical Insurance	7,969			
34		60		62		1621 Unemployment Insurance	113			
44		80		129		1622 Worker's Compensation	137			
3,866		6,465		6,467		1631 Oregon PERS	7,166			
				62		1632 OR Paid Family Leave	130			
1,028		1,837		1,909		1641 Social Security	2,019			
240		430		446		1642 Medicare	473			
		350		1,000		4411 Food for Public Events	1,000			
3,499		4,918		5,000		4615 Student Supplies	5,000			
<b>28,567</b>	<b>0.21</b>	<b>51,250</b>	<b>0.52</b>	<b>53,560</b>	<b>0.42</b>	<b>Total: SSS CCC Contribution</b>	<b>56,718</b>			

# Clatsop Community College

## Detail Budget Report

20-21		21-22		22-23		23-24		23-24		23-24	
Actual	FTE	Actual	BDG FTE	Adopted	FTE	Object	Proposed	Approved	Adopted	FTE	
11415240 Bookstore											
						<i>Manager</i> Mgr College Store (Interim)					
						<i>Director</i> Dean Student Success					
44,690	0.90	44,690	0.90	44,690	0.90	1114 Service/Supervisory (FT)	46,925				
						1117 Classified (FT)	20,832				
14,256	0.45	15,119	0.45	15,119	0.45	1217 Classified (PT)					
963	0.03	1,000	0.03	1,000	0.03	1227 Classified (Temp)	1,000				
				84	1600	*****Fringe Benefits	84				
61		64		64	1612	Life Insurance	64				
132		143		143	1613	Long Term Disability	150				
12,597		14,321		14,321	1614	Medical Insurance	15,098				
120		119		119	1621	Unemployment Insurance	237				
178		251		251	1622	Worker's Compensation	284				
12,447		12,560		12,560	1631	Oregon PERS	14,907				
				119	1632	OR Paid Family Leave	271				
3,691		3,708		3,708	1641	Social Security	4,201				
863		867		867	1642	Medicare	982				
				250	2221	In-state Travel					
				500	2317	Registration					
		325		4,000	3061	Dues and Memberships	1,000				
5,287		8,500		8,500	3321	Postage	8,500				
				100	3452	Equipment Repairs	100				
3,498		3,188		3,188	3521	Taxes, Licenses, Permits	3,898				
528		1,250		1,250	4422	Operating Supplies	1,250				
5,372		8,000		8,000	4511	Food for Resale	8,000				
48,058		70,730		70,730	4512	Books for Resale	70,000				
13,318		25,000		25,000	4513	Supplies for Resale	25,000				
-903		1,000		1,000	4514	Sundry Items for Resale	500				
6,098		5,300		5,300	4515	Clothing for Resale	5,300				
26,285		40,000		40,000	4519	Used Textbooks for Resale	40,000				
				1,500	5571	Non-capitalized Equip					
<b>197,864</b>			<b>1.38</b>	<b>262,363</b>		<b>1.38</b>	<b>Total: Bookstore</b>		<b>268,583</b>		

# Clatsop Community College

## Detail Budget Report

11415350 Student Access Services						<i>Manager</i> Dir TRiO Student Support Svc	<i>Director</i> VP Academic Affairs			
20-21 Actual	FTE	21-22 Actual	BDG FTE	22-23 Adopted	FTE	Object	23-24 Proposed	23-24 Approved	23-24 Adopted	FTE
62,478	1.00	56,772	0.80	47,796	0.75	114 Service/Supervisory (FT)	55,268			
		662				1222 Faculty (Extra Duty)				
		261	0.03	1		1227 Classified (Temp)	1			
			0.05	1		1319 CWS Students	1			
				1		1600 *****Fringe Benefits	1			
71		33		54		1612 Life Insurance	71			
199		93		153		1613 Long Term Disability	177			
14,430		6,073		11,934		1614 Medical Insurance	16,775			
125		115		96		1621 Unemployment Insurance	193			
180		145		201		1622 Worker's Compensation	232			
14,370		10,963		10,037		1631 Oregon PERS	12,159			
				96		1632 OR Paid Family Leave	221			
3,786		3,566		2,963		1641 Social Security	3,427			
885		834		693		1642 Medicare	801			
50				400		2221 In-state Travel	1,163			
				215		2231 Out-of-state Travel	3,360			
4,809		40		4,992		3061 Dues and Memberships	405			
688		13		1,000		4422 Operating Supplies	1,000			
		261		1		4461 Subscriptions/Periodicals	1			
109				200		4613 Student Books				
1,695		158		2,000		4615 Student Supplies	2,000			
<b>103,875</b>	<b>1.00</b>	<b>79,989</b>	<b>0.88</b>	<b>82,834</b>	<b>0.75</b>	<b>Total: Student Access Services</b>	<b>97,256</b>			

# Clatsop Community College

## Detail Budget Report

11415550 Career Planning & Employ						<i>Manager</i> NOT IN USE	<i>Director</i> Dean Student Success			
20-21 Actual	FTE	21-22 Actual	BDG FTE	22-23 Adopted	FTE	Object	23-24 Proposed	23-24 Approved	23-24 Adopted	FTE
26,264	0.31					1114 Service/Supervisory (FT)				
10						1612 Life Insurance				
39						1613 Long Term Disability				
2,086						1614 Medical Insurance				
53						1621 Unemployment Insurance				
59						1622 Worker's Compensation				
4,965						1631 Oregon PERS				
1,618						1641 Social Security				
378						1642 Medicare				
3,099						3521 Taxes, Licenses, Permits				
<b>38,571</b>	<b>0.31</b>					<b>Total: Career Planning &amp; Employ</b>				

# Clatsop Community College

## Detail Budget Report

11415650 Co-operative Education						<i>Manager</i> Assoc VP Ctr for Busns, Comty &	<i>Director</i> President			
20-21 Actual	FTE	21-22 Actual	BDG FTE	22-23 Adopted	FTE	Object	23-24 Proposed	23-24 Approved	23-24 Adopted	FTE
26,264	0.31					1114 Service/Supervisory (FT)	12,152			
10						1612 Life Insurance	12			
39						1613 Long Term Disability	39			
2,086						1614 Medical Insurance	2,875			
53						1621 Unemployment Insurance	43			
59						1622 Worker's Compensation	51			
4,964						1631 Oregon PERS	2,673			
						1632 OR Paid Family Leave	49			
1,617						1641 Social Security	753			
378						1642 Medicare	176			
278				300		2221 In-state Travel	100			
				1		4421 Instructional Supplies	201			
				250		4422 Operating Supplies	250			
<b>35,748</b>	<b>0.31</b>			<b>551</b>		<b>Total: Co-operative Education</b>	<b>19,374</b>			

# Clatsop Community College

## Detail Budget Report

11415700 Lives in Transition Match						<i>Manager</i> Dir Lives in Transition & DEI	<i>Director</i> VP Academic Affairs			
20-21 Actual	FTE	21-22 Actual	BDG FTE	22-23 Adopted	FTE	Object	23-24 Proposed	23-24 Approved	23-24 Adopted	FTE
95,507	1.00	98,219	1.00	98,219	1.00	114 Service/Supervisory (FT)	54,660			
31,110	0.75	32,535	0.75	34,005	0.75	117 Classified (FT)	34,875			
235		581	0.01	1,500	0.01	1227 Classified (Temp)	1,500			
				124		1600 *****Fringe Benefits	124			
143		143		142		1612 Life Insurance	142			
407		414		423		1613 Long Term Disability	287			
28,860		30,428		31,824		1614 Medical Insurance	33,550			
256		263		264		1621 Unemployment Insurance	313			
328		360		556		1622 Worker's Compensation	376			
29,366		30,073		27,767		1631 Oregon PERS	19,698			
				264		1632 OR Paid Family Leave	359			
7,667		7,817		8,198		1641 Social Security	5,551			
1,793		1,828		1,917		1642 Medicare	1,299			
				500		2221 In-state Travel	500			
				3,000		2242 Student Transportation	3,000			
300		350		500		4411 Food for Public Events	500			
				200		4412 Food for Staff Events	200			
957		149		1,500		4421 Instructional Supplies	1,500			
2,011		676		2,000		4422 Operating Supplies	2,000			
				1,500		4617 Child Care	1,500			
<b>198,940</b>	<b>1.75</b>	<b>203,836</b>	<b>1.76</b>	<b>214,403</b>	<b>1.76</b>	<b>Total: Lives in Transition Match</b>	<b>161,934</b>			



# Clatsop Community College

## Detail Budget Report

11465100 Student Services						<i>Manager</i> Dean Student Success	<i>Director</i> Dean Student Success			
20-21 Actual	FTE	21-22 Actual	BDG FTE	22-23 Adopted	FTE	Object	23-24 Proposed	23-24 Approved	23-24 Adopted	FTE
95,959	0.95	115,099	0.90			1113 Administrative (FT)	148,908			
30,156	0.92	29,080	1.00			1116 Confident Classified (FT)				
1,610	0.05	2,219			1	1227 Classified (Temp)	1			
					1	1600 *****Fringe Benefits	1			
121		113				1612 Life Insurance	92			
382		357				1613 Long Term Disability	476			
24,624		24,117				1614 Medical Insurance	21,808			
256		292				1621 Unemployment Insurance	521			
355		377				1622 Worker's Compensation	625			
24,294		30,879				1631 Oregon PERS	32,760			
						1632 OR Paid Family Leave	595			
7,778		8,887				1641 Social Security	9,232			
1,819		2,078				1642 Medicare	2,159			
					1,000	2221 In-state Travel	800			
					1	2231 Out-of-state Travel	1			
3,660		750		2,500		3012 Contracted Services	2,500			
		150		257		3061 Dues and Memberships	150			
		194		1,100		4411 Food for Public Events	500			
369		422		3,500		4422 Operating Supplies	1,000			
				804		4431 PC Software				
				200		4461 Subscriptions/Periodicals	1			
<b>191,383</b>	<b>1.92</b>	<b>215,014</b>	<b>1.90</b>	<b>9,364</b>		<b>Total: Student Services</b>	<b>222,130</b>			

# Clatsop Community College

## Detail Budget Report

11465120 Admissions						<i>Manager</i> Coord Recruitment	<i>Director</i> Dean Student Success			
20-21 Actual	FTE	21-22 Actual	BDG FTE	22-23 Adopted	FTE	Object	23-24 Proposed	23-24 Approved	23-24 Adopted	FTE
48,682	1.00	40,496	1.00	52,636	1.00	114 Service/Supervisory (FT)	70,930			
71		54		71		1612 Life Insurance	71			
154		124		168		1613 Long Term Disability	227			
14,430		11,380		15,912		1614 Medical Insurance	16,775			
97		81		105		1621 Unemployment Insurance	248			
142		108		221		1622 Worker's Compensation	298			
11,197		9,269		11,054		1631 Oregon PERS	15,605			
				105		1632 OR Paid Family Leave	284			
3,018		2,511		3,263		1641 Social Security	4,398			
706		587		763		1642 Medicare	1,028			
78		518		2,000		2221 In-state Travel	1,000			
		20		200		2231 Out-of-state Travel	100			
				1		3393 Other Communication Svcs	1			
4		28		100		4402 Printing	100			
		1,400		950		4411 Food for Public Events	2,000			
204		1,679		2,280		4422 Operating Supplies	1,750			
				1		4461 Subscriptions/Periodicals	1			
		600				4472 Awards and Gifts				
<b>78,783</b>	<b>1.00</b>	<b>68,855</b>	<b>1.00</b>	<b>89,830</b>	<b>1.00</b>	<b>Total: Admissions</b>	<b>114,816</b>			

# Clatsop Community College

## Detail Budget Report

11465200 Assessment Testing						<i>Manager</i> Coord Recruitment	<i>Director</i> Dean Student Success			
20-21 Actual	FTE	21-22 Actual	BDG FTE	22-23 Adopted	FTE	Object	23-24 Proposed	23-24 Approved	23-24 Adopted	FTE
5,622	0.18	12,765	1.03	31,880	1.03	1227 Classified (Temp)	30,000			
				2,653	1600	*****Fringe Benefits	2,645			
12		26			1621	Unemployment Insurance				
19		42			1622	Worker's Compensation				
364		791			1641	Social Security				
85		185			1642	Medicare				
				1	2221	In-state Travel	1			
17		122		599	4422	Operating Supplies	500			
38				5,000	4611	Student Testing Fees	500			
<b>6,157</b>	<b>0.18</b>	<b>13,931</b>	<b>1.03</b>	<b>40,133</b>	<b>1.03</b>	<b>Total: Assessment Testing</b>	<b>33,646</b>			

# Clatsop Community College

## Detail Budget Report

11465250 Retention & Advising						<i>Manager</i> Coord Recruitment	<i>Director</i> VP Academic Affairs			
20-21 Actual	FTE	21-22 Actual	BDG FTE	22-23 Adopted	FTE	Object	23-24 Proposed	23-24 Approved	23-24 Adopted	FTE
56,511	0.63	26,648	0.20	15,932	0.25	114 Service/Supervisory (FT)	70,930			
		77,183	1.00	89,240	2.00	117 Classified (FT)	84,980			
			0.53	1		1227 Classified (Temp)	1			
				1		1600 *****Fringe Benefits	1			
33		157		160		1612 Life Insurance	213			
101		316		337		1613 Long Term Disability	499			
6,607		33,240		35,802		1614 Medical Insurance	50,325			
112		208		210		1621 Unemployment Insurance	545			
130		310		441		1622 Worker's Compensation	655			
9,929		12,061		22,086		1631 Oregon PERS	34,300			
				210		1632 OR Paid Family Leave	623			
3,463		6,411		6,520		1641 Social Security	9,666			
810		1,499		1,525		1642 Medicare	2,260			
		16		550		2221 In-state Travel	1,000			
				1,150		2231 Out-of-state Travel	1			
				1		2242 Student Transportation	1			
				250		3061 Dues and Memberships	1			
5,500		5,500		5,500		3454 Maint/Svc Contracts	5,500			
				3,100		3521 Taxes, Licenses, Permits	1			
		2		50		4402 Printing	50			
		543		1,350		4411 Food for Public Events	1,000			
78		11,066		3,280		4422 Operating Supplies	2,500			
				1		4472 Awards and Gifts	1			
300				1		4616 Student Special Events	1			
<b>83,574</b>	<b>0.63</b>	<b>175,160</b>	<b>1.73</b>	<b>187,698</b>	<b>2.25</b>	<b>Total: Retention &amp; Advising</b>	<b>265,054</b>			

# Clatsop Community College

## Detail Budget Report

11465400 Student Records						<i>Manager</i> Registrar	<i>Director</i> VP Academic Affairs			
20-21 Actual	FTE	21-22 Actual	BDG FTE	22-23 Adopted	FTE	Object	23-24 Proposed	23-24 Approved	23-24 Adopted	FTE
66,227	1.00	67,552	1.00	71,611	1.00	114 Service/Supervisory (FT)	75,192			
74,585	2.24	85,410	2.50	97,330	2.50	117 Classified (FT)	100,740			
7,356	0.36	3				1227 Classified (Temp)				
			0.15	1		1319 CWS Students		1		
				1		1600 *****Fringe Benefits		1		
223		238		249		1612 Life Insurance		249		
435		494		541		1613 Long Term Disability		564		
43,958		48,193		55,692		1614 Medical Insurance		58,713		
300		310		337		1621 Unemployment Insurance		616		
389		456		710		1622 Worker's Compensation		739		
28,731		27,816		35,477		1631 Oregon PERS		38,705		
				337		1632 OR Paid Family Leave		704		
8,901		9,426		10,475		1641 Social Security		10,907		
2,082		2,204		2,450		1642 Medicare		2,551		
		302		1,325		2221 In-state Travel		1,000		
				1,000		2231 Out-of-state Travel		1,000		
				1		3011 Professional Fees		1		
100		100		1,400		3061 Dues and Memberships		150		
		64				4411 Food for Public Events				
85		95		4,372		4422 Operating Supplies		4,000		
				248		4461 Subscriptions/Periodicals				
				1		5571 Non-capitalized Equip		1		
<b>233,372</b>	<b>3.60</b>	<b>242,663</b>	<b>3.65</b>	<b>283,558</b>	<b>3.50</b>	<b>Total: Student Records</b>	<b>295,834</b>			

# Clatsop Community College

## Detail Budget Report

11465450 Financial Aid Administration						<i>Manager</i> Dir Financial Aid	<i>Director</i> Dean Student Success			
20-21 Actual	FTE	21-22 Actual	BDG FTE	22-23 Adopted	FTE	Object	23-24 Proposed	23-24 Approved	23-24 Adopted	FTE
129,109	2.00	140,210	2.00	135,039	2.00	114 Service/Supervisory (FT)	142,079			
12,301	0.40					1117 Classified (FT)				
		3,001				1227 Classified (Temp)				
167		137		142		1612 Life Insurance	142			
442		397		432		1613 Long Term Disability	455			
33,554		29,150		31,824		1614 Medical Insurance	33,550			
283		269		270		1621 Unemployment Insurance	497			
395		369		567		1622 Worker's Compensation	597			
32,152		30,289		28,358		1631 Oregon PERS	31,257			
				270		1632 OR Paid Family Leave	569			
8,326		8,742		8,373		1641 Social Security	8,809			
1,947		2,045		1,959		1642 Medicare	2,060			
-585				960		2221 In-state Travel	3,400			
				1		2231 Out-of-state Travel	1,750			
986		1,058		1,205		3061 Dues and Memberships	1,280			
				1		4411 Food for Public Events	200			
		29		1		4422 Operating Supplies	200			
<b>219,077</b>	<b>2.40</b>	<b>215,696</b>	<b>2.00</b>	<b>209,402</b>	<b>2.00</b>	<b>Total: Financial Aid Administration</b>	<b>226,845</b>			

# Clatsop Community College

## Detail Budget Report

11465610 Graduation						<i>Manager</i> Registrar	<i>Director</i> VP Academic Affairs			
20-21 Actual	FTE	21-22 Actual	BDG FTE	22-23 Adopted	FTE	Object	23-24 Proposed	23-24 Approved	23-24 Adopted	FTE
			0.01	1	1227	Classified (Temp)	1			
				1	1600	*****Fringe Benefits	1			
				20	2221	In-state Travel				
387				1	3014	Artistic & Graphic	1			
				1	3021	Honoraria, Speakers	1			
				1	3051	Equipment rent or lease	1			
				211	3054	Space rent or lease				
71				1	4402	Printing	1			
261				1,400	4411	Food for Public Events	1,500			
905		2,159		2,809	4422	Operating Supplies	2,998			
765				1	4472	Awards and Gifts	1			
				150	4616	Student Special Events	100			
215		97		1	6951	Other Miscellaneous	1			
<b>2,604</b>		<b>2,256</b>	<b>0.01</b>	<b>4,598</b>	<b>Total: Graduation</b>		<b>4,606</b>			

# Clatsop Community College

## *Detail Budget Report*

11564505 Institutional Research		<i>Manager</i> VP Academic Affairs				<i>Director</i> VP Academic Affairs				
20-21 Actual	FTE	21-22 Actual	BDG FTE	22-23 Adopted	FTE	Object	23-24 Proposed	23-24 Approved	23-24 Adopted	FTE
60,000		60,000		60,000	3012	Contracted Services	60,000			
<b>60,000</b>		<b>60,000</b>		<b>60,000</b>		<b>Total: Institutional Research</b>	<b>60,000</b>			



# Clatsop Community College

## *Detail Budget Report*

11564755 Staff Development-Non-Faculty						<b>Manager</b> President	<b>Director</b> President			
20-21 Actual	FTE	21-22 Actual	BDG FTE	22-23 Adopted	FTE	Object	23-24 Proposed	23-24 Approved	23-24 Adopted	FTE
				1	2221	In-state Travel	5,000			
				1	2311	Travel	5,000			
				1	2315	Miscellaneous	1			
		8,700		1	2317	Registration	5,000			
		<b>8,700</b>		<b>4</b>	<b>Total: Staff Development-Non-Faculty</b>		<b>15,001</b>			

# Clatsop Community College

## Detail Budget Report

11566100 Governing Board						<i>Manager</i> President	<i>Director</i> President			
20-21 Actual	FTE	21-22 Actual	BDG FTE	22-23 Adopted	FTE	Object	23-24 Proposed	23-24 Approved	23-24 Adopted	FTE
			0.01	1	1227	Classified (Temp)		1		
				1	1600	*****Fringe Benefits		1		
		1,964		1	2221	In-state Travel		1		
		1,640		1	2231	Out-of-state Travel		1		
		2,700		2,700	3012	Contracted Services	2,700			
				1	3054	Space rent or lease		1		
55,495		55,914		62,000	3061	Dues and Memberships	62,000			
				125	3392	Newspaper Services		125		
				500	4411	Food for Public Events		250		
				500	4412	Food for Staff Events		250		
		115		200	4422	Operating Supplies		100		
678		268		650	4472	Awards and Gifts		50		
<b>56,173</b>		<b>62,601</b>	<b>0.01</b>	<b>66,680</b>	<b>Total: Governing Board</b>		<b>65,480</b>			

# Clatsop Community College

## Detail Budget Report

11566120 President's Office						<i>Manager</i> President	<i>Director</i> President			
20-21 Actual	FTE	21-22 Actual	BDG FTE	22-23 Adopted	FTE	Object	23-24 Proposed	23-24 Approved	23-24 Adopted	FTE
170,387	1.00	187,983	1.00	179,195	1.00	1111 President	188,155			
54,698	1.00	56,868	1.00	59,140	1.00	1114 Service/Supervisory (FT)	63,101			
6,134	0.07			1		1222 Faculty (Extra Duty)	1			
2,004	0.07	2,427	0.06	1		1227 Classified (Temp)	1			
				1		1600 *****Fringe Benefits	1			
143		143		142		1612 Life Insurance	142			
632		632		762		1613 Long Term Disability	804			
28,860		30,428		31,824		1614 Medical Insurance	33,550			
578		578		755		1616 GLT Insurance	755			
511		508		476		1621 Unemployment Insurance	880			
653		637		1,001		1622 Worker's Compensation	1,055			
66,338		64,029		50,050		1631 Oregon PERS	55,276			
				476		1632 OR Paid Family Leave	1,005			
12,504		13,453		14,777		1641 Social Security	15,578			
3,591		3,848		3,456		1642 Medicare	3,643			
6,796		8,712		1		2221 In-state Travel	1			
		327		1		2231 Out-of-state Travel	1			
				1		3012 Contracted Services	1			
		2,900		1		3054 Space rent or lease	1			
1,179		3,939		9,000		3061 Dues and Memberships	3,000			
513		608		781		3311 Telephone charges	680			
				15		3461 Laundry	15			
				1		4402 Printing	1			
		299		1		4411 Food for Public Events	1			
826		546		2,900		4412 Food for Staff Events	900			
402		532		1,250		4422 Operating Supplies	800			
135		135		288		4461 Subscriptions/Periodicals	288			
2,104		925		1,200		4472 Awards and Gifts	1,000			
10		266		650		6951 Other Miscellaneous	500			
<b>358,998</b>	<b>2.14</b>	<b>380,723</b>	<b>2.06</b>	<b>358,147</b>	<b>2.00</b>	<b>Total: President's Office</b>	<b>371,136</b>			

# Clatsop Community College

## *Detail Budget Report*

11566130 General				<i>Manager</i> President			<i>Director</i> President		
20-21 Actual	21-22 Actual	BDG FTE	22-23 Adopted	23-24 Proposed	23-24 Approved	23-24 Adopted			
<i>FTE</i>	<i>FTE</i>	<i>FTE</i>	<i>FTE</i>	<i>FTE</i>	<i>FTE</i>	<i>FTE</i>	<i>Object</i>	<i>FTE</i>	<i>FTE</i>
			4,500	3011	Professional Fees				
			<b>4,500</b>	<b>Total: General</b>					

# Clatsop Community College

## Detail Budget Report

11566150 Diversity, Equity & Inclusion						<i>Manager</i> Proj Coord, Alliance for Equity in	<i>Director</i> Dir Lives in Transition & DEI			
20-21 Actual	FTE	21-22 Actual	BDG FTE	22-23 Adopted	FTE	Object	23-24 Proposed	23-24 Approved	23-24 Adopted	FTE
		7,351		16,985	0.331114	Service/Supervisory (FT)	52,170			
1,506	0.04					1227 Classified (Temp)	10,000			
						1600 *****Fringe Benefits	882			
		9		24		1612 Life Insurance	71			
		20		54		1613 Long Term Disability	167			
		1,917		5,331		1614 Medical Insurance	16,775			
3		15		34		1621 Unemployment Insurance	183			
5		22		71		1622 Worker's Compensation	219			
		1,453		3,567		1631 Oregon PERS	11,477			
				34		1632 OR Paid Family Leave	209			
93		456		1,053		1641 Social Security	3,235			
22		107		246		1642 Medicare	756			
395				500		2221 In-state Travel	1,500			
				500		2231 Out-of-state Travel	1			
		510		2,000		2317 Registration				
				1,000		3011 Professional Fees	1			
				500		3012 Contracted Services	1,500			
				1,000		3014 Artistic & Graphic	1,000			
950		500		2,000		3021 Honoraria, Speakers	2,000			
		22		100		4402 Printing	100			
		395		1,000		4411 Food for Public Events	500			
6,885				500		4421 Instructional Supplies	500			
23				500		4422 Operating Supplies	500			
276				276		4431 PC Software				
840						6190 General Student Waiver				
				124		6951 Other Miscellaneous				
<b>10,998</b>	<b>0.04</b>	<b>12,777</b>		<b>37,399</b>	<b>0.33</b>	<b>Total: Diversity, Equity &amp; Inclusion</b>	<b>103,746</b>			

# Clatsop Community College

## Detail Budget Report

11566160 VP, Finance & Operations						<i>Manager</i> VP Finance & Operations	<i>Director</i> VP Finance & Operations			
<b>20-21</b>		<b>21-22</b>	<b>BDG</b>	<b>22-23</b>			<b>23-24</b>	<b>23-24</b>	<b>23-24</b>	
<b>Actual</b>	<b>FTE</b>	<b>Actual</b>	<b>FTE</b>	<b>Adopted</b>	<b>FTE</b>	<b>Object</b>	<b>Proposed</b>	<b>Approved</b>	<b>Adopted</b>	<b>FTE</b>
153,316	1.00		1.00	97,381	1.00	113 Administrative (FT)	123,151			
64,636	1.00	74,310	1.00	71,940	1.00	116 Confident Classified (FT)	64,746			
		68,841				1227 Classified (Temp)				
138		71		142		1612 Life Insurance	128			
575		209		542		1613 Long Term Disability	601			
27,592		15,214		31,824		1614 Medical Insurance	30,196			
437		287		339		1621 Unemployment Insurance	658			
534		410		711		1622 Worker's Compensation	789			
50,207		32,906		35,557		1631 Oregon PERS	41,337			
				339		1632 OR Paid Family Leave	752			
13,397		8,857		10,498		1641 Social Security	11,649			
3,133		2,071		2,455		1642 Medicare	2,725			
175				1		2221 In-state Travel	700			
		24,813				3011 Professional Fees				
		83				3012 Contracted Services				
				200		3392 Newspaper Services				
416		525				3521 Taxes, Licenses, Permits	500			
-3		10		500		4422 Operating Supplies	200			
<b>314,553</b>	<b>2.00</b>	<b>228,607</b>	<b>2.00</b>	<b>252,429</b>	<b>2.00</b>	<b>Total: VP, Finance &amp; Operations</b>	<b>278,132</b>			

# Clatsop Community College

## Detail Budget Report

11566170 Payroll						<i>Manager</i> Dir Accounting Svcs	<i>Director</i> VP Finance & Operations			
20-21 Actual	FTE	21-22 Actual	BDG FTE	22-23 Adopted	FTE	Object	23-24 Proposed	23-24 Approved	23-24 Adopted	FTE
52,226	1.00	63,280	1.00	65,980	1.00	116 Confident Classified (FT)	65,980			
71		71		71		1612 Life Insurance	71			
164		171		211		1613 Long Term Disability	211			
14,430		15,214		15,912		1614 Medical Insurance	16,775			
104		127		132		1621 Unemployment Insurance	231			
148		173		277		1622 Worker's Compensation	277			
12,012		14,554		13,856		1631 Oregon PERS	14,516			
				132		1632 OR Paid Family Leave	264			
3,115		3,870		4,091		1641 Social Security	4,091			
739		905		957		1642 Medicare	957			
129				1		2221 In-state Travel	1			
				250		2315 Miscellaneous	250			
		230		500		2317 Registration	500			
540		330		400		3012 Contracted Services				
		310		100		3061 Dues and Memberships				
180		132		400		4422 Operating Supplies	400			
<b>83,858</b>	<b>1.00</b>	<b>99,367</b>	<b>1.00</b>	<b>103,270</b>	<b>1.00</b>	<b>Total: Payroll</b>	<b>104,524</b>			

# Clatsop Community College

## Detail Budget Report

11566180 Human Resources						<i>Manager</i> Dir Human Resources	<i>Director</i> Dir Human Resources			
20-21 Actual	FTE	21-22 Actual	BDG FTE	22-23 Adopted	FTE	Object	23-24 Proposed	23-24 Approved	23-24 Adopted	FTE
88,870	1.00	86,296	1.00	82,062	1.00	1114 Service/Supervisory (FT)	91,783			
68,108	1.00	92,029	1.00	112,560	2.00	1116 Confident Classified (FT)	113,520			
1,249	0.01	1,660	0.02	800	0.00	1222 Faculty (Extra Duty)	800			
1,087	0.05	82	0.05	500	0.05	1227 Classified (Temp)	500			
				1,892	1600	*****Fringe Benefits	775			
143		176		196	1612	Life Insurance	213			
432		541		623	1613	Long Term Disability	657			
28,860		37,457		43,758	1614	Medical Insurance	50,325			
319		360		390	1621	Unemployment Insurance	719			
421		488		818	1622	Worker's Compensation	862			
27,073		41,414		40,871	1631	Oregon PERS	45,166			
				390	1632	OR Paid Family Leave	821			
9,852		11,131		12,067	1641	Social Security	12,730			
2,304		2,603		2,823	1642	Medicare	2,977			
378		798		2	2221	In-state Travel	2			
				1	2231	Out-of-state Travel	1			
		1,117		1	2251	Applicant Travel	1			
2,870		3,000		1	2261	Staff/Faculty Relocation	1			
494		214		3,000	2317	Registration	3,000			
7,560				10,000	3011	Professional Fees	6,000			
2,433		5,012		2,500	3012	Contracted Services	2,500			
		6,053		6,500	3061	Dues and Memberships	6,500			
5,281		12,683		6,000	3392	Newspaper Services	6,000			
12,927		14,938		18,125	3454	Maint/Svc Contracts	4,800			
		68		1	4402	Printing	1			
37		826		250	4412	Food for Staff Events	250			
4,743		1,408		400	4422	Operating Supplies	400			
				65	4429	Other Consumables	65			
1,653		3,522		1,000	4472	Awards and Gifts	1,000			
<b>267,094</b>	<b>2.06</b>	<b>323,876</b>	<b>2.07</b>	<b>347,596</b>	<b>3.11</b>	<b>Total: Human Resources</b>	<b>352,369</b>			



# Clatsop Community College

## *Detail Budget Report*

11566200 HR Compliance & Reporting						<i>Manager</i> Dir Human Resources	<i>Director</i> Dir Human Resources			
20-21 Actual	FTE	21-22 Actual	BDG FTE	22-23 Adopted	FTE	Object	23-24 Proposed	23-24 Approved	23-24 Adopted	FTE
				1	1227	Classified (Temp)			1	
				1	1600	*****Fringe Benefits			1	
					2221	In-state Travel		5,000		
				1	3392	Newspaper Services			1	
					4422	Operating Supplies		3,000		
					4431	PC Software			1	
				<b>3</b>	<b>Total: HR Compliance &amp; Reporting</b>			<b>8,004</b>		

# Clatsop Community College

## *Detail Budget Report*

11566220 Legal and Audit Services						<i>Manager</i> VP Finance & Operations	<i>Director</i> VP Finance & Operations			
<b>20-21</b>		<b>21-22</b>	<b>BDG</b>	<b>22-23</b>			<b>23-24</b>	<b>23-24</b>	<b>23-24</b>	
<b>Actual</b>	<b>FTE</b>	<b>Actual</b>	<b>FTE</b>	<b>Adopted</b>	<b>FTE</b>	<b>Object</b>	<b>Proposed</b>	<b>Approved</b>	<b>Adopted</b>	<b>FTE</b>
78,088		111,376		66,630	3011	Professional Fees	120,985			
800		800		900	3061	Dues and Memberships	900			
626		783		810	3392	Newspaper Services	904			
1,118		1,118		1,130	3591	Other Fees	1,130			
<b>80,632</b>		<b>114,077</b>		<b>69,470</b>		<b>Total: Legal and Audit Services</b>	<b>123,919</b>			

# Clatsop Community College

## *Detail Budget Report*

11566240 Elections						<i>Manager</i> President	<i>Director</i> President			
20-21 Actual	FTE	21-22 Actual	BDG FTE	22-23 Adopted	FTE	Object	23-24 Proposed	23-24 Approved	23-24 Adopted	FTE
10,395				5,000	3012	Contracted Services	5,000			
<b>10,395</b>				<b>5,000</b>		<i>Total: Elections</i>	<b>5,000</b>			

# Clatsop Community College

## Detail Budget Report

11566260 Accounting Services						<i>Manager</i> Dir Accounting Svcs	<i>Director</i> VP Finance & Operations			
20-21 Actual	FTE	21-22 Actual	BDG FTE	22-23 Adopted	FTE	Object	23-24 Proposed	23-24 Approved	23-24 Adopted	FTE
72,665	1.00	173,564	1.00	110,360	1.00	114 Service/Supervisory (FT)	104,290			
88,777	1.83	157,743	2.00	182,780	4.00	117 Classified (FT)	190,440			
16,157	0.80	4,815	1.03			1217 Classified (PT)				
30,864	1.28			1,500	0.00	1227 Classified (Temp)	1,500			
				200	1600	*****Fringe Benefits	200			
202		327		355	1612	Life Insurance	348			
457		797		939	1613	Long Term Disability	944			
40,914		58,422		63,648	1614	Medical Insurance	67,100			
419		672		586	1621	Unemployment Insurance	1,032			
605		928		1,231	1622	Worker's Compensation	1,237			
43,293		67,855		61,560	1631	Oregon PERS	64,840			
				586	1632	OR Paid Family Leave	1,178			
12,990		20,801		18,175	1641	Social Security	18,273			
3,038		4,865		4,250	1642	Medicare	4,273			
		99		1	2221	In-state Travel	200			
973		1,260		3,500	3012	Contracted Services	1,250			
17,135		19,952		30,000	3531	Credit Card Processing Fees	25,000			
8,456		10,849		7,800	3532	Bank Service Fees	9,000			
		300		300	3555	Fines and Penalties	100			
1,781		2,371		1,500	4422	Operating Supplies	1,500			
22,052		49,744		30,000	6931	Bad Debts	35,000			
441		4,978		500	6951	Other Miscellaneous	500			
<b>361,219</b>	<b>4.91</b>	<b>580,342</b>	<b>4.03</b>	<b>519,771</b>	<b>5.06</b>	<b>Total: Accounting Services</b>	<b>528,205</b>			

# Clatsop Community College

## Detail Budget Report

11566300 PBX/Phone/Network/Commun						<i>Manager</i> Dir Computer Svcs	<i>Director</i> VP Finance & Operations			
20-21 Actual	FTE	21-22 Actual	BDG FTE	22-23 Adopted	FTE	Object	23-24 Proposed	23-24 Approved	23-24 Adopted	FTE
						1117 Classified (FT)	8,680			
						1621 Unemployment Insurance	30			
						1622 Worker's Compensation	36			
						1631 Oregon PERS	1,910			
						1632 OR Paid Family Leave	35			
						1641 Social Security	538			
						1642 Medicare	126			
25,875		39,824		24,744		3311 Telephone charges	24,744			
835		480				3312 Long Distance charges				
39,345		36,205		36,031		3313 Leased Lines	1,441			
24,056		29,296		40,825		3321 Postage	25,000			
		4		50		4422 Operating Supplies	50			
<b>90,111</b>		<b>105,809</b>		<b>101,650</b>		<b>Total: PBX/Phone/Network/Commun</b>	<b>62,590</b>			

# Clatsop Community College

## Detail Budget Report

11566320 Computer Services						<i>Manager</i> Dir Computer Svcs	<i>Director</i> VP Finance & Operations			
20-21 Actual	FTE	21-22 Actual	BDG FTE	22-23 Adopted	FTE	Object	23-24 Proposed	23-24 Approved	23-24 Adopted	FTE
188,806	2.00	181,936	2.00	181,936	2.00	114 Service/Supervisory (FT)	251,339			
91,749	2.00	93,575	2.00	102,140	2.00	117 Classified (FT)	62,280			
			0.22			1227 Classified (Temp)				
286		274		284		1612 Life Insurance	270			
823		858		908		1613 Long Term Disability	1,003			
57,720		58,300		63,648		1614 Medical Insurance	63,745			
561		551		568		1621 Unemployment Insurance	1,097			
729		759		1,194		1622 Worker's Compensation	1,318			
62,356		63,367		59,656		1631 Oregon PERS	68,997			
				568		1632 OR Paid Family Leave	1,255			
17,334		16,980		17,613		1641 Social Security	19,445			
4,054		3,971		4,119		1642 Medicare	4,547			
				1		2221 In-state Travel	1			
33,547		33,472		33,300		3043 Payroll Services	35,000			
300		300		400		3061 Dues and Memberships	400			
				500		3311 Telephone charges				
						3313 Leased Lines	25,000			
178		180		320		3393 Other Communication Svcs	320			
46,458		152,152		150,000		3454 Maint/Svc Contracts	207,095			
3,164		3,526		2,594		3521 Taxes, Licenses, Permits	3,550			
1,110		762		77		3591 Other Fees	77			
274		869		2,000		4422 Operating Supplies	2,000			
4,950		5,076		5,000		4431 PC Software	5,000			
		5,399		5,300		5551 Network Software	5,300			
<b>514,399</b>	<b>4.00</b>	<b>622,307</b>	<b>4.22</b>	<b>632,126</b>	<b>4.00</b>	<b>Total: Computer Services</b>	<b>759,039</b>			

# Clatsop Community College

## Detail Budget Report

11566330 Technology Fee Expenditure						<i>Manager</i> Dir Computer Svcs	<i>Director</i> VP Finance & Operations			
20-21 Actual	FTE	21-22 Actual	BDG FTE	22-23 Adopted	FTE	Object	23-24 Proposed	23-24 Approved	23-24 Adopted	FTE
8,865		4,897		15,000		3012 Contracted Services				
5,000		5,500		5,600		3041 Computer Services	9,072			
44,289		23,788		21,000		3051 Equipment rent or lease	15,182			
				342		3311 Telephone charges				
38,567		41,047		50,000		3454 Maint/Svc Contracts	60,900			
2,405		8,737		6,000		4422 Operating Supplies	6,000			
17,301		28,166		18,590		4431 PC Software	24,505			
208				4,000		5512 Operating Equipment				
22,963				20,000		5515 Computer Equipment	18,000			
3,037		3,615		8,000		5551 Network Software	8,000			
		7,379		20,000		5571 Non-capitalized Equip	18,000			
40,481		40,601		35,000		5575 Non-Cap Computer Equip	32,000			
<b>183,116</b>		<b>163,730</b>		<b>203,532</b>		<b>Total: Technology Fee Expenditure</b>	<b>191,659</b>			

# Clatsop Community College

## Detail Budget Report

11566340 Copy Center						<i>Manager</i> Mgr College Store (Interim)	<i>Director</i> Dean Student Success			
20-21 Actual	FTE	21-22 Actual	BDG FTE	22-23 Adopted	FTE	Object	23-24 Proposed	23-24 Approved	23-24 Adopted	FTE
6,525	0.11	4,966	0.10	4,966	0.10	1114 Service/Supervisory (FT)	5,214			
989	0.02					1117 Classified (FT)	5,208			
1,879	0.06	2,515	0.08	2,668	0.08	1217 Classified (PT)				
8		18		7		1612 Life Insurance	7			
18		30		16		1613 Long Term Disability	17			
1,649		2,617		1,591		1614 Medical Insurance	1,678			
19		15		15		1621 Unemployment Insurance	36			
26		22		32		1622 Worker's Compensation	44			
1,579		1,525		1,603		1631 Oregon PERS	2,293			
				15		1632 OR Paid Family Leave	42			
580		461		473		1641 Social Security	646			
136		108		111		1642 Medicare	152			
11,389		9,899		35,000		3051 Equipment rent or lease	30,000			
10,131		16,630		18,915		3454 Maint/Svc Contracts	24,300			
4,388		4,298		9,000		4422 Operating Supplies	9,000			
3,400						5571 Non-capitalized Equip				
<b>42,716</b>	<b>0.19</b>	<b>43,104</b>	<b>0.18</b>	<b>74,412</b>	<b>0.18</b>	<b>Total: Copy Center</b>	<b>78,637</b>			



# Clatsop Community College

## *Detail Budget Report*

20-21		21-22		BDG 22-23		23-24		23-24		23-24	
Actual	FTE	Actual	FTE	Adopted	FTE	Object	Proposed	Approved	Adopted	FTE	
11566380 Insurance											
						<i>Manager</i> VP Finance & Operations					
						<i>Director</i> VP Finance & Operations					
1,321		1,321		1,400	3161	Property Insurance Prem.	1,400				
39,447		42,658		44,000	3162	Casualty Insurance Prem.	49,347				
350					3163	Insurance Deductible					
<b>41,118</b>		<b>43,979</b>		<b>45,400</b>	<b>Total: Insurance</b>		<b>50,747</b>				

# Clatsop Community College

## Detail Budget Report

11566400 Non-Departmental						<i>Manager</i> VP Finance & Operations	<i>Director</i> VP Finance & Operations			
20-21 Actual	FTE	21-22 Actual	BDG FTE	22-23 Adopted	FTE	Object	23-24 Proposed	23-24 Approved	23-24 Adopted	FTE
				1,500		1615 Flex Spend Admin Fee	1,500			
		8,539				1618 COBRA Insurance				
2,906		7,356		3,500		1622 Worker's Compensation	3,500			
1,852		243		5,000		1631 Oregon PERS	5,000			
33,593		12		20,000		1671 Vacation Accrual	20,000			
3,713		3,683		9,985		3012 Contracted Services	4,000			
2,250		800		5,000		3015 Accreditation	10,000			
1		1		1		3054 Space rent or lease	1			
1,180		1,180		1,450		3061 Dues and Memberships	1,250			
		38,050		12,000		3063 Cost of Issuance				
		100,000				3164 Malpractice Insurance Prem.				
				12,500		3561 Interest				
1,048		93,948		915		3591 Other Fees	1,053			
-114						6951 Other Miscellaneous				
<b>46,429</b>		<b>253,812</b>		<b>71,851</b>		<b>Total: Non-Departmental</b>	<b>46,304</b>			

# Clatsop Community College

## Detail Budget Report

11566410 Retirement Expenses						<i><b>Manager</b></i> Dir Accounting Svcs	<i><b>Director</b></i> VP Finance & Operations			
20-21 Actual	FTE	21-22 Actual	BDG FTE	22-23 Adopted	FTE	Object	23-24 Proposed	23-24 Approved	23-24 Adopted	FTE
3,729		4,068		4,068		1112 Faculty (FT)	4,068			
20,000						1117 Classified (FT)				
31,850		26,580		26,580		1614 Medical Insurance	40,270			
210		252		250		1641 Social Security	250			
49		59		60		1642 Medicare	60			
<b>55,838</b>	<b>0.00</b>	<b>30,959</b>		<b>30,958</b>	<b>0.00</b>	<b>Total: Retirement Expenses</b>	<b>44,648</b>			

# Clatsop Community College

## Detail Budget Report

11566420 Publication Service						<i>Manager</i> Dir Communications & Marketing	<i>Director</i> Dir Communications & Marketing			
20-21 Actual	FTE	21-22 Actual	BDG FTE	22-23 Adopted	FTE	Object	23-24 Proposed	23-24 Approved	23-24 Adopted	FTE
48,560	1.00	50,810	1.00	53,100	1.00	117 Classified (FT)	54,460			
71		71		71		1612 Life Insurance	71			
154		160		170		1613 Long Term Disability	174			
14,430		15,214		15,912		1614 Medical Insurance	16,775			
97		102		106		1621 Unemployment Insurance	191			
134		143		223		1622 Worker's Compensation	229			
11,169		11,686		11,151		1631 Oregon PERS	11,981			
				106		1632 OR Paid Family Leave	218			
2,610		2,753		3,292		1641 Social Security	3,377			
610		644		770		1642 Medicare	790			
5,304		14,360		20,000		4402 Printing	20,000			
750		5		3		4422 Operating Supplies	3			
<b>83,889</b>	<b>1.00</b>	<b>95,948</b>	<b>1.00</b>	<b>104,904</b>	<b>1.00</b>	<b>Total: Publication Service</b>	<b>108,269</b>			

# Clatsop Community College

## Detail Budget Report

11566430 Marketing						<i>Manager</i> Dir Communications & Marketing	<i>Director</i> Dir Communications & Marketing			
20-21 Actual	FTE	21-22 Actual	BDG FTE	22-23 Adopted	FTE	Object	23-24 Proposed	23-24 Approved	23-24 Adopted	FTE
68,288	1.00	67,552	1.00	71,611	1.00	114 Service/Supervisory (FT)	75,192			
71		71		71		1612 Life Insurance	71			
210		214		229		1613 Long Term Disability	241			
14,430		15,214		15,912		1614 Medical Insurance	16,775			
137		135		143		1621 Unemployment Insurance	263			
183		185		301		1622 Worker's Compensation	316			
14,269		15,537		15,038		1631 Oregon PERS	16,542			
				143		1632 OR Paid Family Leave	301			
4,083		4,101		4,440		1641 Social Security	4,662			
955		959		1,038		1642 Medicare	1,090			
				1		2221 In-state Travel	1			
120		545		1,000		3061 Dues and Memberships	575			
1,743		4,000		5,764		3392 Newspaper Services	5,764			
6,100		15,556		20,625		3393 Other Communication Svcs	20,225			
121		447		4,000		4402 Printing	4,000			
		53		1		4411 Food for Public Events	401			
613		119		650		4422 Operating Supplies	650			
15		1,000		1,000		4429 Other Consumables	1,000			
37		140		300		4472 Awards and Gifts	300			
<b>111,375</b>	<b>1.00</b>	<b>125,828</b>	<b>1.00</b>	<b>142,267</b>	<b>1.00</b>	<b>Total: Marketing</b>	<b>148,369</b>			

# Clatsop Community College

## Detail Budget Report

11566460 College Foundation						<i>Manager</i> Dir College Foundation	<i>Director</i> Dir College Foundation			
20-21 Actual	FTE	21-22 Actual	BDG FTE	22-23 Adopted	FTE	Object	23-24 Proposed	23-24 Approved	23-24 Adopted	FTE
76,273	1.00	77,798	1.00	77,798	1.00	114 Service/Supervisory (FT)	86,590			
		12,454		19,650	0.50	1217 Classified (PT)	18,710			
12,208	0.33		0.25	1		1227 Classified (Temp)	1			
-65,000	-0.85	-69,233	-1.00	-65,000	-0.84	1516 Salary Reimburse	-65,000			
				773		1600 *****Fringe Benefits	773			
71		71		71		1612 Life Insurance	71			
241		247		249		1613 Long Term Disability	277			
11,152		15,214		15,912		1614 Medical Insurance	16,775			
177		181		195		1621 Unemployment Insurance	368			
250		242		410		1622 Worker's Compensation	443			
18,347		18,289		20,465		1631 Oregon PERS	23,166			
				195		1632 OR Paid Family Leave	421			
5,486		5,596		6,041		1641 Social Security	6,529			
1,283		1,309		1,413		1642 Medicare	1,527			
				340		2221 In-state Travel	340			
120		193		340		4422 Operating Supplies	340			
<b>60,608</b>	<b>0.48</b>	<b>62,361</b>	<b>0.25</b>	<b>78,853</b>	<b>0.66</b>	<b>Total: College Foundation</b>	<b>91,331</b>			

# Clatsop Community College

## Detail Budget Report

11567300 Safety & Security						<i>Manager</i> Dir Physical Plant	<i>Director</i> VP Finance & Operations			
20-21 Actual	FTE	21-22 Actual	BDG FTE	22-23 Adopted	FTE	Object	23-24 Proposed	23-24 Approved	23-24 Adopted	FTE
				1,500	2221	In-state Travel				
3,405		3,245		3,700	3044	Security Services	3,700			
		194			3311	Telephone charges	660			
2,215		1,925		2,300	3454	Maint/Svc Contracts	3,500			
903		1,383		1,200	4422	Operating Supplies	1,200			
				1	4441	Fuel, Oil, & Tires	1			
<b>6,523</b>		<b>6,747</b>		<b>8,701</b>		<b>Total: Safety &amp; Security</b>	<b>9,061</b>			

# Clatsop Community College

## Detail Budget Report

11569300 Transfers						<i>Manager</i> Dir Accounting Svcs	<i>Director</i> VP Finance & Operations			
<b>20-21</b>		<b>21-22</b>	<b>BDG</b>	<b>22-23</b>			<b>23-24</b>	<b>23-24</b>	<b>23-24</b>	
<b>Actual</b>	<b>FTE</b>	<b>Actual</b>	<b>FTE</b>	<b>Adopted</b>	<b>FTE</b>	<b>Object</b>	<b>Proposed</b>	<b>Approved</b>	<b>Adopted</b>	<b>FTE</b>
1,214		1,191		2,500	7131	Transfer to FWS	2,500			
6,116		18,186			7132	Transfer to SEOG				
		491,222			7317	Transfer to Auxiliary				
35,000		35,000		35,000	7318	Transfer to Grant (PLUS)	35,000			
33,841		29,781		20,000	7319	Transfer FTE to SBM	20,000			
1,390		2,191		3,000	7321	Transfer to ASG	3,000			
50,000		151,348			7341	Transfer to Cafeteria				
		-212,935			7416	Transfer from Auxiliary				
<b>127,561</b>		<b>515,984</b>		<b>60,500</b>		<b>Total: Transfers</b>	<b>60,500</b>			



# Clatsop Community College

## Detail Budget Report

11617100 Plant Operations						<i>Manager</i> Dir Physical Plant	<i>Director</i> VP Finance & Operations			
20-21 Actual	FTE	21-22 Actual	BDG FTE	22-23 Adopted	FTE	Object	23-24 Proposed	23-24 Approved	23-24 Adopted	FTE
87,438	1.00	75,302	1.00	106,861	1.00	1114 Service/Supervisory (FT)	83,482			
		764				1117 Classified (FT)				
71		39		89		1612 Life Insurance	71			
280		160		342		1613 Long Term Disability	267			
14,430		8,185		19,890		1614 Medical Insurance	16,775			
176		152		214		1621 Unemployment Insurance	292			
238		192		2,739		1622 Worker's Compensation	2,755			
20,276		15,183		22,440		1631 Oregon PERS	18,366			
				214		1632 OR Paid Family Leave	334			
5,448		4,714		6,625		1641 Social Security	5,176			
1,274		1,103		1,550		1642 Medicare	1,210			
185		185		750		2221 In-state Travel	750			
48,000		71,000		55,570		3054 Space rent or lease	51,500			
397		308		1,000		3311 Telephone charges	700			
		219		236		3521 Taxes, Licenses, Permits	236			
866				500		4422 Operating Supplies	50			
<b>179,079</b>	<b>1.00</b>	<b>177,506</b>	<b>1.00</b>	<b>219,020</b>	<b>1.00</b>	<b>Total: Plant Operations</b>	<b>181,964</b>			

# Clatsop Community College

## Detail Budget Report

11617110 Custodial Operations						<i>Manager</i> Dir Physical Plant	<i>Director</i> VP Finance & Operations			
20-21 Actual	FTE	21-22 Actual	BDG FTE	22-23 Adopted	FTE	Object	23-24 Proposed	23-24 Approved	23-24 Adopted	FTE
234,904	6.67	242,552	6.86	255,586	7.00	1117 Classified (FT)	265,132			
9,714	0.33	12,016	0.70	21,644	0.70	1217 Classified (PT)	13,196			
576	0.02					1227 Classified (Temp)				
476		458		497		1612 Life Insurance	497			
689		678		818		1613 Long Term Disability	848			
96,374		97,552		111,384		1614 Medical Insurance	117,425			
500		509		555		1621 Unemployment Insurance	973			
3,764		4,401		9,148		1622 Worker's Compensation	9,184			
52,818		48,916		58,218		1631 Oregon PERS	61,233			
				555		1632 OR Paid Family Leave	1,115			
15,409		15,772		17,188		1641 Social Security	17,256			
3,617		3,689		4,020		1642 Medicare	4,036			
969						3042 Janitorial, Custodial Svcs				
2,519		2,897		3,083		3044 Security Services	3,083			
15,728		18,297		25,000		4422 Operating Supplies	20,000			
<b>438,057</b>	<b>7.02</b>	<b>447,737</b>	<b>7.56</b>	<b>507,696</b>	<b>7.70</b>	<b>Total: Custodial Operations</b>	<b>513,978</b>			

# Clatsop Community College

## Detail Budget Report

11617120 Plant Maintenance						<i>Manager</i> Dir Physical Plant	<i>Director</i> VP Finance & Operations			
20-21 Actual	FTE	21-22 Actual	BDG FTE	22-23 Adopted	FTE	Object	23-24 Proposed	23-24 Approved	23-24 Adopted	FTE
130,842	3.00	140,751	3.00	143,320	3.00	117 Classified (FT)	145,240			
			0.36			1227 Classified (Temp)				
208		214		213		1612 Life Insurance	213			
403		436		459		1613 Long Term Disability	465			
40,604		45,642		47,736		1614 Medical Insurance	50,325			
267		281		287		1621 Unemployment Insurance	509			
2,477		2,575		4,729		1622 Worker's Compensation	4,793			
30,627		32,369		30,096		1631 Oregon PERS	31,953			
				287		1632 OR Paid Family Leave	581			
8,104		8,716		8,886		1641 Social Security	9,006			
1,931		2,038		2,078		1642 Medicare	2,106			
696		5,855		1,600		3011 Professional Fees	1,000			
5,665		8,527		8,200		3051 Equipment rent or lease	9,800			
928		645		876		3161 Property Insurance Prem.	876			
263		340		360		3311 Telephone charges	360			
435		876		2,180		3451 Vehicle, Boat Repairs	900			
56,431		67,706		69,836		3454 Maint/Svc Contracts	70,000			
33,606		68,753		27,026		3455 Other Repair Parts/Svcs	35,000			
3,276		1,849		3,425		3521 Taxes, Licenses, Permits	3,425			
12,322		15,669		28,732		4422 Operating Supplies	18,600			
2,933		5,177		10,000		4441 Fuel, Oil, & Tires	5,000			
<b>332,018</b>	<b>3.00</b>	<b>408,419</b>	<b>3.36</b>	<b>390,326</b>	<b>3.00</b>	<b>Total: Plant Maintenance</b>	<b>390,152</b>			

# Clatsop Community College

## *Detail Budget Report*

11617150 Grounds Maintenance						<i>Manager</i> Dir Physical Plant	<i>Director</i> VP Finance & Operations			
20-21 Actual	FTE	21-22 Actual	BDG FTE	22-23 Adopted	FTE	Object	23-24 Proposed	23-24 Approved	23-24 Adopted	FTE
25,595		22,734		22,250	3454	Maint/Svc Contracts	24,600			
159		159		159	3521	Taxes, Licenses, Permits	159			
169				500	4422	Operating Supplies	300			
511					4451	Tools				
<b>26,434</b>		<b>22,893</b>		<b>22,909</b>		<b>Total: Grounds Maintenance</b>	<b>25,059</b>			

# Clatsop Community College

## Detail Budget Report

11617500 Utilities		<i>Manager</i> Dir Physical Plant				<i>Director</i> VP Finance & Operations				
20-21 Actual	FTE	21-22 Actual	BDG FTE	22-23 Adopted	FTE	Object	23-24 Proposed	23-24 Approved	23-24 Adopted	FTE
98,905		115,816		135,398	3331	Gas	180,145			
77,027		94,461		94,700	3341	Water, Garbage, Sewer	94,700			
129,332		138,424		173,000	3351	Electricity	173,000			
4,385		3,118		5,160	3352	Solar Array	4,400			
<b>309,649</b>		<b>351,819</b>		<b>408,258</b>		<b>Total: Utilities</b>	<b>452,245</b>			

# Clatsop Community College

## *Detail Budget Report*

11666380 Property Insurance						<i>Manager</i> Dir Accounting Svcs	<i>Director</i> VP Finance & Operations		
<b>20-21</b>	<b>21-22</b>	<b>BDG</b>	<b>22-23</b>	<b>Object</b>		<b>23-24</b>	<b>23-24</b>	<b>23-24</b>	<b>FTE</b>
<b>Actual</b>	<b>FTE</b>	<b>Actual</b>	<b>FTE</b>	<b>Adopted</b>	<b>FTE</b>	<b>Proposed</b>	<b>Approved</b>	<b>Adopted</b>	<b>FTE</b>
104,030		138,357		142,510	3161	Property Insurance Prem.	148,327		
1,000		-1,273		3,000	3163	Insurance Deductible	3,000		
<b>105,030</b>		<b>137,084</b>		<b>145,510</b>	<b>Total: Property Insurance</b>		<b>151,327</b>		

# Clatsop Community College

## Detail Budget Report

11765450 Financial Aid Administration						<i>Manager</i> Dir Financial Aid	<i>Director</i> Dean Student Success			
20-21 Actual	FTE	21-22 Actual	BDG FTE	22-23 Adopted	FTE	Object	23-24 Proposed	23-24 Approved	23-24 Adopted	FTE
8,400		7,455		6,300	4628	ASG Officer Voucher	16,800			
55,965		26,917		48,000	6181	Tuition Waiver - Emp/Dep	48,000			
8,485		7,189		12,000	6182	Tuition Waiver - Sr Citizen	12,000			
461		2,415		3,000	6189	Tuition Waiver-Fallen Service Mem here	3,000			
101,550		122,219		105,000	6199	Other Student Aid	105,000			
<b>174,861</b>		<b>166,195</b>		<b>174,300</b>		<b>Total: Financial Aid Administration</b>	<b>184,800</b>			

# Clatsop Community College

## *Detail Budget Report*

11966400 Non-Departmental						<i>Manager</i> VP Finance & Operations	<i>Director</i> VP Finance & Operations			
20-21 Actual	FTE	21-22 Actual	BDG FTE	22-23 Adopted	FTE	Object	23-24 Proposed	23-24 Approved	23-24 Adopted	FTE
2,443,978		1,359,934				6969 ENDING CASH - UNRESTRICTED				
				626,113		6999 Contingency	469,016			
<b>2,443,978</b>		<b>1,359,934</b>		<b>626,113</b>		<b>Total: Non-Departmental</b>	<b>469,016</b>			



# Auxiliary Fund

## Pages

### Summary by Object:

Revenues	ORS 294.361 .....	137
Transfers	.....	138

### Expenditures:

Summarized by object code (sorted by object code)	ORS 294.356 .....	139 - 140
Summarized by function (sorted by function) ***Summary includes Expenditures, Revenues, & Transfers	ORS 294.356 .....	141
Summarized by organization code (sorted by organization code by location within function)	ORS 294.356 .....	142

Detail by organization codes (sorted by organization code by location within function)	ORS 294.356 .....	143 - 152
---	-------------------	-----------



# Clatsop Community College

## Summary by Object Code

### Revenues

12 Auxiliary Enterprises Fund

20-21 Actual	FTE	21-22 Actual	BDG FTE	22-23 Adopted	FTE	Object	23-24 Proposed	23-24 Approved	23-24 Adopted	FTE
						8000 ****Revenues				
-2,150						8156 Fees - Testing/Assess				
-15,061						8191 Other Student Fees				
-620						8652 Art Gallery Sales				
-1,131						8815 Miscellaneous Revenue				
239						8816 Cash Over/Short				
423,419		429,635				8899 Beginning Working Capital				
-70,000						8901 Lost Sales				
-6,890						8932 Food Sales				
-6,949						8941 Clothing Sales				
-67,622						8942 Textbook Sales				
-15,893						8943 Supply Sales				
-45,173						8944 Used Textbook Sales				
-702						8946 Sundry Sales				
-4,432						8948 Rental Income-New Books				
-11,775						8949 Rental Income-Used Books				
-24,948						8972 Forerunner Rental Income				
<b>150,312</b>		<b>429,635</b>				<b>Total: Revenues</b>				
						<b>Auxiliary</b>				
						<b>Enterprises Fund</b>				

# Clatsop Community College

## Summary by Object Code

### Transfers

12 Auxiliary Enterprises Fund

20-21 Actual	FTE	21-22 Actual	BDG FTE	22-23 Adopted	FTE	Object	23-24 Proposed	23-24 Approved	23-24 Adopted	FTE
						7000 ****Transfers				
		68,120				7313 Transfers to General Fund				
-50,000		-497,755				7411 Transfer from G/F				
<b>-50,000</b>		<b>-429,635</b>				<b>Total: Transfers</b>				
						<i>Auxiliary Enterprises Fund</i>				

# Clatsop Community College

## Summary by Object Code

### Expenditures

12 Auxiliary Enterprises Fund

20-21 Actual	FTE	21-22 Actual	BDG FTE	22-23 Adopted	FTE	Object	23-24 Proposed	23-24 Approved	23-24 Adopted	FTE
						1000 ****Salaries and Fringes				
58,277	0.97					1114 Service/Supervisory (FT)				
5,601	0.16					1117 Classified (FT)				
11,313	0.42					1217 Classified (PT)				
14,738	0.21					1222 Faculty (Extra Duty)				
12,758	0.55					1227 Classified (Temp)				
62						1612 Life Insurance				
149						1613 Long Term Disability				
13,605						1614 Medical Insurance				
193						1621 Unemployment Insurance				
396						1622 Worker's Compensation				
16,669						1631 Oregon PERS				
6,051						1641 Social Security				
1,415						1642 Medicare				
3,055						3054 Space rent or lease				
465						3061 Dues and Memberships				
21,320						3161 Property Insurance Prem.				
8,473						3321 Postage				
20,890						3451 Vehicle, Boat Repairs				
3,488						3521 Taxes, Licenses, Permits				
4,970						4421 Instructional Supplies				
904						4422 Operating Supplies				
6,297						4441 Fuel, Oil, & Tires				
1,000						4472 Awards and Gifts				
3,646						4511 Food for Resale				
64,272						4512 Books for Resale				
10,378						4513 Supplies for Resale				
-194						4514 Sundry Items for Resale				

# Clatsop Community College

## Summary by Object Code

### Expenditures

12 Auxiliary Enterprises Fund

20-21 Actual	FTE	21-22 Actual	BDG FTE	22-23 Adopted	FTE	Object	23-24 Proposed	23-24 Approved	23-24 Adopted	FTE
3,891						4515 Clothing for Resale				
34,835						4519 Used Textbooks for Resale				
403						6954 Art Gallery Commissions				
1						6968 Adjustment Audit Balance/Roundin ~				
-429,633						6969 ENDING CASH - UNRESTRICTED				
						<b>Total: Expenditures Auxiliary Enterprises Fund</b>				<b>0.00</b>
<b>-100,312</b>	<b>2.31</b>									

# Clatsop Community College

## Summary by Function

### 12 Auxiliary Enterprises Fund

#### Revenues

20-21 Actual	FTE	21-22 Actual	BDG FTE	22-23 Adopted	FTE	Function	23-24 Proposed	23-24 Approved	23-24 Adopted	FTE
						0 Undistributed				
191,927		268,579				1 Instruction				
-19,212		-17,811				3 Public Service				
-194,737		6,533				4 Student Service				
172,334		172,334				6 Plant Operation & Maintenance				
<b>150,312</b>		<b>429,635</b>				<b>Total: Revenues</b>				

#### Expenditures

20-21 Actual	FTE	21-22 Actual	BDG FTE	22-23 Adopted	FTE	Function	23-24 Proposed	23-24 Approved	23-24 Adopted	FTE
						0 Undistributed				
-191,927	0.22					1 Instruction				
19,212						3 Public Service				
244,737	2.09					4 Student Service				
-172,334						6 Plant Operation & Maintenance				
<b>-100,312</b>	<b>2.31</b>					<b>Total: Expenditures</b>				<b>0.00</b>

#### Transfers

20-21 Actual	FTE	21-22 Actual	BDG FTE	22-23 Adopted	FTE	Function	23-24 Proposed	23-24 Approved	23-24 Adopted	FTE
						0 Undistributed				
		-268,579				1 Instruction				
		17,811				3 Public Service				
-50,000		-6,533				4 Student Service				
		-172,334				6 Plant Operation & Maintenance				
<b>-50,000</b>		<b>-429,635</b>				<b>Total: Transfers</b>				

# Clatsop Community College

## Summary by Organization

### Expenditures

12 Auxiliary Enterprises Fund

20-21 Actual	FTE	21-22 Actual	BDG FTE	22-23 Adopted	FTE	Organization	23-24 Proposed	23-24 Approved	23-24 Adopted	FTE
12000000 AUXILIARY FUND										
<b>Total: Undistributed</b>										<b>0.00</b>
28,240						12171253 Marine Science-Self Support				
-245,478	0.22					12175245 M/V Forerunner				
25,311						12175265 Coast Guard Testing				
<b>-191,927</b>	<b>0.22</b>					<b>Total: Instruction</b>				
5,849						12312125 Art Gallery Commissions				
9,790						12312126 Au Naturel				
3,573						12312140 Events/Conferences/Tourna				
<b>19,212</b>						<b>Total: Public Service</b>				
-151,348						12415230 Cafeteria				
396,085	2.09					12415240 Bookstore				
<b>244,737</b>	<b>2.09</b>					<b>Total: Student Service</b>				
-172,334						12666360 Vehicles				
<b>-172,334</b>						<b>Total: Plant Operation &amp; Maintenance</b>				
<b>-100,312</b>	<b>2.31</b>					<b>Total: Expenditures Auxiliary Enterprises Fund</b>				<b>0.00</b>



# Clatsop Community College

## Detail Budget Report

12171253 Marine Science-Self Support						<i>Manager</i> NOT IN USE	<i>Director</i> NOT IN USE			
20-21 Actual	FTE	21-22 Actual	BDG FTE	22-23 Adopted	FTE	Object	23-24 Proposed	23-24 Approved	23-24 Adopted	FTE
28,240						6969 ENDING CASH - UNRESTRICTED				
		28,239				7313 Transfers to General Fund				
-28,240		-28,239				8899 Beginning Working Capital				
<b>0</b>		<b>0</b>				<b>Total: Marine Science-Self Support</b>				

# Clatsop Community College

## Detail Budget Report

12175245 M/V Forerunner						<i>Manager</i> NOT IN USE	<i>Director</i> NOT IN USE			
20-21 Actual	FTE	21-22 Actual	BDG FTE	22-23 Adopted	FTE	Object	23-24 Proposed	23-24 Approved	23-24 Adopted	FTE
14,738	0.21					1222 Faculty (Extra Duty)				
464	0.01					1227 Classified (Temp)				
30						1621 Unemployment Insurance				
43						1622 Worker's Compensation				
3,390						1631 Oregon PERS				
933						1641 Social Security				
218						1642 Medicare				
3,055						3054 Space rent or lease				
21,320						3161 Property Insurance Prem.				
20,890						3451 Vehicle, Boat Repairs				
300						3521 Taxes, Licenses, Permits				
1,730						4421 Instructional Supplies				
6,297						4441 Fuel, Oil, & Tires				
2						6968 Adjustment Audit Balance/Roundin				
-318,888						6969 ENDING CASH - UNRESTRICTED				
		-318,888				7411 Transfer from G/F				
-15,061						8191 Other Student Fees				
285,487		318,888				8899 Beginning Working Capital				
-24,948						8972 Forerunner Rental Income				
<b>0</b>	<b>0.22</b>	<b>0</b>				<b>Total: M/V Forerunner</b>				

# Clatsop Community College

## Detail Budget Report

12175265 Coast Guard Testing						<i>Manager</i> NOT IN USE	<i>Director</i> NOT IN USE			
20-21 Actual	FTE	21-22 Actual	BDG FTE	22-23 Adopted	FTE	Object	23-24 Proposed	23-24 Approved	23-24 Adopted	FTE
3,240						4421 Instructional Supplies				
1						6968 Adjustment Audit Balance/Roundin				
22,070						6969 ENDING CASH - UNRESTRICTED				
		22,070				7313 Transfers to General Fund				
-2,150						8156 Fees - Testing/Assess				
-23,161		-22,070				8899 Beginning Working Capital				
<b>0</b>		<b>0</b>				<b>Total: Coast Guard Testing</b>				

# Clatsop Community College

## Detail Budget Report

12312125 Art Gallery Commissions						<i>Manager</i> NOT IN USE	<i>Director</i> NOT IN USE			
20-21 Actual	FTE	21-22 Actual	BDG FTE	22-23 Adopted	FTE	Object	23-24 Proposed	23-24 Approved	23-24 Adopted	FTE
403						6954 Art Gallery Commissions				
5,446						6969 ENDING CASH - UNRESTRICTED				
		5,446				7313 Transfers to General Fund				
-620						8652 Art Gallery Sales				
-5,229		-5,446				8899 Beginning Working Capital				
<b>0</b>		<b>0</b>				<b>Total: Art Gallery Commissions</b>				

# Clatsop Community College

## Detail Budget Report

12312126 Au Naturel						<i>Manager</i> NOT IN USE	<i>Director</i> NOT IN USE			
20-21 Actual	FTE	21-22 Actual	BDG FTE	22-23 Adopted	FTE	<i>Object</i>	23-24 Proposed	23-24 Approved	23-24 Adopted	FTE
1,000						4472 Awards and Gifts				
-2						6968 Adjustment Audit Balance/Roundin				
8,792						6969 ENDING CASH - UNRESTRICTED				
		8,792				7313 Transfers to General Fund				
-9,790		-8,792				8899 Beginning Working Capital				
<b>0</b>		<b>0</b>				<b>Total: Au Naturel</b>				

# Clatsop Community College

## Detail Budget Report

12312140 Events/Conferences/Tournaments						<i>Manager</i> NOT IN USE	<i>Director</i> NOT IN USE			
20-21 Actual	FTE	21-22 Actual	BDG FTE	22-23 Adopted	FTE	Object	23-24 Proposed	23-24 Approved	23-24 Adopted	FTE
3,573						6969 ENDING CASH - UNRESTRICTED				
		3,573				7313 Transfers to General Fund				
-3,573		-3,573				8899 Beginning Working Capital				
<b>0</b>		<b>0</b>		<b>Total: Events/Conferences/Tournaments</b>						

# Clatsop Community College

## Detail Budget Report

12415230 Cafeteria						<i>Manager</i> NOT IN USE	<i>Director</i> NOT IN USE			
20-21 Actual	FTE	21-22 Actual	BDG FTE	22-23 Adopted	FTE	Object	23-24 Proposed	23-24 Approved	23-24 Adopted	FTE
-151,348						6969 ENDING CASH - UNRESTRICTED				
-50,000		-151,348				7411 Transfer from G/F				
201,348		151,348				8899 Beginning Working Capital				
<b>0</b>		<b>0</b>				<b>Total: Cafeteria</b>				

# Clatsop Community College

## Detail Budget Report

12415240 Bookstore		<i>Manager</i> NOT IN USE				<i>Director</i> NOT IN USE				
20-21 Actual	FTE	21-22 Actual	BDG FTE	22-23 Adopted	FTE	Object	23-24 Proposed	23-24 Approved	23-24 Adopted	FTE
58,277	0.97					1114 Service/Supervisory (FT)				
5,601	0.16					1117 Classified (FT)				
11,313	0.42					1217 Classified (PT)				
12,294	0.54					1227 Classified (Temp)				
62						1612 Life Insurance				
149						1613 Long Term Disability				
13,605						1614 Medical Insurance				
163						1621 Unemployment Insurance				
353						1622 Worker's Compensation				
13,279						1631 Oregon PERS				
5,118						1641 Social Security				
1,197						1642 Medicare				
465						3061 Dues and Memberships				
8,473						3321 Postage				
3,188						3521 Taxes, Licenses, Permits				
904						4422 Operating Supplies				
3,646						4511 Food for Resale				
64,272						4512 Books for Resale				
10,378						4513 Supplies for Resale				
-194						4514 Sundry Items for Resale				
3,891						4515 Clothing for Resale				
34,835						4519 Used Textbooks for Resale				
144,816						6969 ENDING CASH - UNRESTRICTED				
		144,815				7411 Transfer from G/F				
-1,131						8815 Miscellaneous Revenue				
239						8816 Cash Over/Short				
-165,757		-144,815				8899 Beginning Working Capital				
-70,000						8901 Lost Sales				
-6,890						8932 Food Sales				
-6,949						8941 Clothing Sales				
-67,622						8942 Textbook Sales				



# Clatsop Community College

## *Detail Budget Report*

12415240 Bookstore						<i>Manager</i> NOT IN USE	<i>Director</i> NOT IN USE			
20-21 Actual	FTE	21-22 Actual	BDG FTE	22-23 Adopted	FTE	<i>Object</i>	23-24 Proposed	23-24 Approved	23-24 Adopted	FTE
-15,893						8943 Supply Sales				
-45,173						8944 Used Textbook Sales				
-702						8946 Sundry Sales				
-4,432						8948 Rental Income-New Books				
-11,775						8949 Rental Income-Used Books				
<b>0</b>	<b>2.09</b>	<b>0</b>				<b>Total: Bookstore</b>				

# Clatsop Community College

## Detail Budget Report

12666360 Vehicles						<i>Manager</i> NOT IN USE	<i>Director</i> NOT IN USE			
20-21 Actual	FTE	21-22 Actual	BDG FTE	22-23 Adopted	FTE	Object	23-24 Proposed	23-24 Approved	23-24 Adopted	FTE
-172,334						6969 ENDING CASH - UNRESTRICTED				
		-172,334				7411 Transfer from G/F				
172,334		172,334				8899 Beginning Working Capital				
<i>0</i>		<i>0</i>				<i>Total: Vehicles</i>				

# Grants / Financial Aid Fund

## Pages

### Summary by Object:

Revenues	ORS 294.361 .....	155
Transfers .....		156

### Expenditures:

Summarized by object code (sorted by object code)	ORS 294.356 .....	157 - 160
Summarized by function Summary includes Expenditures, Revenues, & Transfers	ORS 294.356 .....	161
Summarized by organization code (sorted by organization code by location within function)	ORS 294.356 .....	162 - 165

Detail by organization codes (sorted by organization code by location within function)	ORS 294.356 .....	167 - 242
---	-------------------	-----------



# Clatsop Community College

## Summary by Object Code

### Revenues

21 Restricted Fund

20-21 Actual	FTE	21-22 Actual	BDG FTE	22-23 Adopted	FTE	Object	23-24 Proposed	23-24 Approved	23-24 Adopted	FTE
-6,243		-11,713		-20,000		8153 Fees - Self support	-20,000			
-189,369		-294,931		-288,450		8228 State Need Grant	-288,450			
-155,248		-120,234		-169,500		8229 Oregon Promise Revenue	-169,500			
-582,092		-185,379		-339,911		8276 State Grants/Contracts	-410,710			
-4,330,891		-4,505,920		-4,171,606		8376 Federal Grants/Contracts	-3,536,985			
-237,320		-287,201		-292,617		8476 Local Grants/Contracts	-325,274			
-220,091		-389,832		-295,944		8511 Private Gifts/Contracts	-287,552			
-6,633		-1,272		-250,000		8815 Miscellaneous Revenue	-250,000			
-146,195		-80,995		-83,628		8825 Overhead Recovery	-86,879			
		-7,693				8841 Sponsorship				
-280,330		-318,280		-206,380		8899 Beginning Working Capital	-123,883			
<b>-6,154,412</b>		<b>-6,203,450</b>		<b>-6,118,036</b>		<b>Total: Revenues</b>				
						<b>Restricted Fund</b>	<b>-5,499,233</b>			

# Clatsop Community College

## Summary by Object Code

### Transfers

21 Restricted Fund

20-21 Actual	FTE	21-22 Actual	BDG FTE	22-23 Adopted	FTE	Object	23-24 Proposed	23-24 Approved	23-24 Adopted	FTE
-7,330		-19,377		-2,500		7231 Transfer From GF	-2,500			
71,639						7325 Intrafund Transfers Out				
-68,841		-64,781		-55,000		7411 Transfer from G/F	-55,000			
-19,641						7413 Intrafund Transfer In				
		-900				7417 Transfer Software Plant				
-51,998						7419 Transfer from Grant Support				
<b>-76,171</b>		<b>-85,058</b>		<b>-57,500</b>		<b>Total: Transfers</b>				
						<b>Restricted Fund</b>	<b>-57,500</b>			

# Clatsop Community College

## Summary by Object Code

### Expenditures

21 Restricted Fund

20-21 Actual	FTE	21-22 Actual	BDG FTE	22-23 Adopted	FTE	Object	23-24 Proposed	23-24 Approved	23-24 Adopted	FTE
7,268						1112 Faculty (FT)				
5,240	0.50	10,686	0.10			1113 Administrative (FT)				
796,558	12.24	831,522	12.19	906,831	14.00	1114 Service/Supervisory (FT)	1,049,222			
440						1116 Confident Classified (FT)				
123,695	2.92	145,412	2.89	150,904	3.22	1117 Classified (FT)	131,261			
12,550	0.16	18,560	0.25	21,681	0.25	1212 Faculty (PT)	31,706			
39,131	1.17	38,503	1.16	45,141	1.27	1217 Classified (PT)	43,907			
3,083	0.04	9,795	0.01	12,420	0.18	1222 Faculty (Extra Duty)	5,581			
11,700	0.40	37,890	0.20	11,500	0.20	1224 Service/Supervisory (Temp)	11,500			
101,542	3.56	101,609	5.52	136,045	4.58	1227 Classified (Temp)	143,812			
25,512	1.10	56,158				1311 FWS - On Campus				
5,514	0.25	18,858				1312 FWS - On Campus/Community Svc				
3,644	0.13					1314 FWS - Off Campus/Community Svc				
58		1,696				1315 FWS - On/Tutors				
			0.12			1319 CWS Students	184			
		-40				1514 Jury Duty reimbursement				
		-84		35,580		1600 *****Fringe Benefits	37,078			
1,087		1,153		1,223		1612 Life Insurance	1,264			
2,800		3,976		3,171		1613 Long Term Disability	3,548			
219,973		239,212		272,411		1614 Medical Insurance	297,153			
2,161		2,397		2,206		1621 Unemployment Insurance	4,279			
3,563		3,980		4,626		1622 Worker's Compensation	5,137			
229,030		231,467		231,315		1631 Oregon PERS	269,057			
				2,206		1632 OR Paid Family Leave	4,890			
64,756		73,392		68,295		1641 Social Security	75,828			
15,293		17,135		15,974		1642 Medicare	17,735			
23,093		25,500		69,203		2221 In-state Travel	52,048			
6,042		18,454		24,456		2231 Out-of-state Travel	29,001			

# Clatsop Community College

## Summary by Object Code

### Expenditures

21 Restricted Fund

20-21 Actual	FTE	21-22 Actual	BDG FTE	22-23 Adopted	FTE	Object	23-24 Proposed	23-24 Approved	23-24 Adopted	FTE
2,723		19,082		14,200		2241 Student Travel	13,500			
1,232		7,046		9,250		2242 Student Transportation	12,050			
				100		2315 Miscellaneous	100			
9,275		7,261		4,850		2317 Registration	5,100			
11,455		8,000				3011 Professional Fees				
26,976		51,114		2,001		3012 Contracted Services	2,000			
600				5,082		3014 Artistic & Graphic	4,782			
1,500				440		3021 Honoraria, Speakers	2,939			
7,020		17,420		25,324		3022 Non-employee Wages	25,324			
273		1,294		4,815		3023 Non-employee Benefits	4,815			
				500		3031 Contracted Food Service	500			
3,180		3,180		5,090		3041 Computer Services	3,185			
9,000		9,000		9,000		3054 Space rent or lease	9,000			
6,095		7,216		10,891		3061 Dues and Memberships	9,791			
32		150		267		3161 Property Insurance Prem.	800			
267		208		100		3162 Casualty Insurance Prem.	800			
1,080		976		710		3311 Telephone charges	1,060			
693						3313 Leased Lines				
157		160		134		3321 Postage	189			
				350		3392 Newspaper Services	350			
3,913		793		4,000		3393 Other Communication Svcs	2,500			
		225		1		3451 Vehicle, Boat Repairs	1			
4,788		-1,256				3454 Maint/Svc Contracts				
344		2,045				3521 Taxes, Licenses, Permits				
-300						4222 Textbook Replacement				
		14		200		4401 Copying or Duplicating	200			
266		1,061		16,017		4402 Printing	9,172			
282		762		3,651		4411 Food for Public Events	4,941			



# Clatsop Community College

## Summary by Object Code

### Expenditures

21 Restricted Fund

20-21 Actual	FTE	21-22 Actual	BDG FTE	22-23 Adopted	FTE	Object	23-24 Proposed	23-24 Approved	23-24 Adopted	FTE
98,682		64,893		48,187		4421 Instructional Supplies	85,826			
102,906		89,577		366,856		4422 Operating Supplies	95,473			
33,284		33,025				4427 Non-Taxable Employee Stipend				
1,200						4428 Stipend Online Course Dev				
582,613		56,814				4430 M/S HEERF Conveyance				
21,983		30,876		5,010		4431 PC Software	5,460			
994		979		1,600		4432 PC Supplies	1,452			
		2,875				4441 Fuel, Oil, & Tires				
		15,454		6,500		4451 Tools	6,500			
3,446		2,279		3,186		4461 Subscriptions/Periodicals	3,925			
589		1,064		1,803		4472 Awards and Gifts	1,803			
405,055		19,376		15,000		4474 Grants	15,000			
8,906		18,724		10,900		4610 Student Summer Meals	21,000			
20		43		3,482		4611 Student Testing Fees	3,617			
14,448		13,038		7,000		4612 Student Stipends	7,000			
		1,134		201		4613 Student Books	201			
2,045		6,367		4,501		4614 Student Tuition	2,501			
9,436		8,572		40,335		4615 Student Supplies	44,593			
3,375		5,958		1		4616 Student Special Events	1,001			
				1,500		4617 Child Care	1,500			
1,806,966		2,662,494		2,228,834		4619 F/A Awards to Students	1,738,834			
162,135		140,373		225,654		4620 Subsidized Loans	225,654			
225,742		230,412		233,605		4622 Unsubsidized Loans	233,605			
157,632		120,234		169,500		4627 Oregon Promise Reward	169,500			
		54,068		1		4630 Biking for Books	1			
						4631 Student Emergency Relief	10,000			
		51,765		1		5511 Instructional Equipment	1			
		12,266				5512 Operating Equipment				

# Clatsop Community College

## Summary by Object Code

### Expenditures

21 Restricted Fund

20-21 Actual	FTE	21-22 Actual	BDG FTE	22-23 Adopted	FTE	Object	23-24 Proposed	23-24 Approved	23-24 Adopted	FTE
54,366						5515 Computer Equipment				
		4,720				5522 Building Alterations				
51,239						5551 Network Software				
18,958						5552 PC Software - Administrative				
		4,700				5561 Library Books				
52,675		81,438		58,068		5571 Non-capitalized Equip	85,116			
119,632		143,676		1		5575 Non-Cap Computer Equip	2,626			
				102,454		6161 FWS Awards	102,454			
		9,340		15,500		6199 Other Student Aid	14,648			
				250,000		6951 Other Miscellaneous	250,000			
318,280		240,355		117,078		6961 Ending Cash Balance	41,266			
-1		-8				6968 Adjustment Audit Balance/Roundin ^				
179,393		138,645		126,617		6971 Indirect Cost	58,886			
<b>6,230,583</b>	<b>22.46</b>	<b>6,288,508</b>	<b>22.44</b>	<b>6,175,536</b>	<b>23.70</b>	<b>Total: Expenditures Restricted Fund</b>	<b>5,556,733</b>			

# Clatsop Community College

## Summary by Function

### 21 Restricted Fund

#### Revenues

20-21 Actual	FTE	21-22 Actual	BDG FTE	22-23 Adopted	FTE	Function	23-24 Proposed	23-24 Approved	23-24 Adopted	FTE
-167,376		-174,342		-157,109		1 Instruction	-222,522			
-208,385		-288,949		-261,664		2 Academic Support	-501,501			
-926,352		-586,445		-454,438		3 Public Service	-543,084			
-1,125,617		-1,202,998		-1,480,296		4 Student Service	-1,407,376			
-1,243,536		-831,124		-572,266		5 Institutional Support	-86,879			
-2,483,146		-3,119,592		-2,942,263		7 Scholarships & Fellowships	-2,487,871			
				-250,000		9 Reserves	-250,000			
<b>-6,154,412</b>		<b>-6,203,450</b>		<b>-6,118,036</b>		<b>Total: Revenues</b>	<b>-5,499,233</b>			

#### Expenditures

20-21 Actual	FTE	21-22 Actual	BDG FTE	22-23 Adopted	FTE	Function	23-24 Proposed	23-24 Approved	23-24 Adopted	FTE
172,016	1.59	174,342	1.59	157,109	1.59	1 Instruction	222,522			
210,313	1.77	288,949	1.73	261,664	1.69	2 Academic Support	501,501			
971,307	4.72	626,226	5.17	484,438	5.17	3 Public Service	573,084			
1,202,615	10.57	1,228,898	11.78	1,505,296	12.25	4 Student Service	1,432,376			
1,176,379	1.56	831,124	1.28	572,266	2.33	5 Institutional Support	86,879			
2,497,953	2.24	3,138,969	0.89	2,944,763	0.67	7 Scholarships & Fellowships	2,490,371			
				250,000		9 Reserves	250,000			
<b>6,230,583</b>	<b>22.46</b>	<b>6,288,508</b>	<b>22.44</b>	<b>6,175,536</b>	<b>23.70</b>	<b>Total: Expenditures</b>	<b>5,556,733</b>			

#### Transfers

20-21 Actual	FTE	21-22 Actual	BDG FTE	22-23 Adopted	FTE	Function	23-24 Proposed	23-24 Approved	23-24 Adopted	FTE
-4,640						1 Instruction				
-1,928						2 Academic Support				
-44,955		-39,781		-30,000		3 Public Service	-30,000			
-76,998		-25,900		-25,000		4 Student Service	-25,000			
67,157						5 Institutional Support				
-14,807		-19,377		-2,500		7 Scholarships & Fellowships	-2,500			
<b>-76,171</b>		<b>-85,058</b>		<b>-57,500</b>		<b>Total: Transfers</b>	<b>-57,500</b>			

# Clatsop Community College

## Summary by Organization

### Expenditures

21 Restricted Fund

20-21 Actual	FTE	21-22 Actual	BDG FTE	22-23 Adopted	FTE	Organization	23-24 Proposed	23-24 Approved	23-24 Adopted	FTE
		1,868				21111309 NWRES Diverse Educator	12,000			
4,500		3,189		3,500		21111312 Program Improvement Proje	3,500			
123,174	1.03	142,776	1.08	117,062	1.08	21111314 ABE - Comprehensive Grant	147,054			
648		1,740		3,018		21111317 Literacy Donations	3,018			
19,115	0.37					21111318 ABG WIOA Professional De				
22,580	0.17	5,684	0.43	17,546	0.43	21111319 ABE Accountability	17,546			
166		116	0.08	7,973	0.08	21111320 ABE Learning Standards	7,973			
1,833	0.02	262				21115572 OER Workshop Faculty				
						21178862 CCCF NW Oregon Works M	23,420			
		7,102		8,010		21178881 CCCF World of Speed	8,010			
		11,605				21178882 CCCF Roundhouse Grant	1			
<b>172,016</b>	<b>1.59</b>	<b>174,342</b>	<b>1.59</b>	<b>157,109</b>	<b>1.59</b>	<b>Total: Instruction</b>	<b>222,522</b>			
3,824	0.07			3,300		21214503 Pathways Initiative	3,300			
38,451	0.73	31,458	0.89	38,158	0.50	21214524 State Career Pathway	38,158			
390		24,610	0.01			21214529 Guided Pathways Cohort 3				
1,812	0.02					21214536 OR Dev Ed Workgroup				
2,471		24,171				21214537 Perkins - Special Population				
125,453	0.65	134,627	0.50	135,534	0.42	21214540 Perkins Schools (& 4546)	135,534			
25,042	0.23	39,885	0.33	71,672	0.60	21214542 Perkins Reserve (& 4547)	71,672			
						21214556 Future Ready OR Career Pa	109,921			
3,000		8,126		2,000	0.06	21214574 Western Oregon University	2,000			
1,000		1,272		11,000	0.11	21214899 OCCA Mini Grants	3			
						21214900 84.25U ESSER ARPA CCL	94,913			
2,989		19,800				21215571 Library Student Laptop Expa				

# Clatsop Community College

## Summary by Organization

### Expenditures

21 Restricted Fund

20-21 Actual	FTE	21-22 Actual	BDG FTE	22-23 Adopted	FTE	Organization	23-24 Proposed	23-24 Approved	23-24 Adopted	FTE
		5,000				21215573 Enhancing Academic Library				
5,881	0.07					21271210 Heritage Technical Assist Pr				
						21278883 CCCF Ed Reed Welding Sup	46,000			
<b>210,313</b>	<b>1.77</b>	<b>288,949</b>	<b>1.73</b>	<b>261,664</b>	<b>1.69</b>	<b>Total: Academic Support</b>	<b>501,501</b>			
410,962		24,869		16,078		21312124 Clatsop Cultural Coalition	16,078			
1,050		45,050				21321280 So Cty COL PAC EDA				
82,935	0.64	119,159	0.89	119,149	0.90	21321281 CEDR-Clatsop Economic De	124,525			
70,358	0.76	21,069	0.29	32,610	0.28	21321282 SBDC-Federal	35,002			
84,321	0.73	83,266	0.62	74,122	0.62	21321284 SBDC-State Lottery	75,000			
183,187	1.00	160,312	1.27	120,979	1.27	21321287 Clatsop County Internship Pr	120,979			
93,925	0.41	119,269	0.88	65,500	0.88	21321288 SBDC-Self Support Program	65,500			
11,662	0.44					21321290 Ford Family Foundation SB				
32,068	0.74	52,993	1.22	40,000	1.22	21321292 SBA CARES Act				
						21321293 SBDC-Clatsop Cty ARPA	120,000			
500				15,500		21328861 SBDC Donations/Sponsorshi	15,500			
339		239		500		21362122 Lecture Series	500			
<b>971,307</b>	<b>4.72</b>	<b>626,226</b>	<b>5.17</b>	<b>484,438</b>	<b>5.17</b>	<b>Total: Public Service</b>	<b>573,084</b>			
2,573						21411351 NOW Student Success Coa				
316,216	2.82	315,173	3.15	429,564	3.25	21415215 TRiO Student Support Svc e	349,564			
71,661	0.42	75,297	0.64	68,848	0.64	21415221 Puertas Student Assistance	68,848			
75,334	0.66	62,858	0.80	72,489	0.70	21415225 Pathways to Opportunity (&	72,849			
4,637		4,245		2,700		21415712 Lives in Transition	2,700			
17,499		21,123		17,000		21415719 Lives in Transition Donation	17,000			
359,480	3.57	390,190	3.63	368,878	3.26	21455115 Education Talent Search en	372,238			

# Clatsop Community College

## Summary by Organization

### Expenditures

21 Restricted Fund

20-21 Actual	FTE	21-22 Actual	BDG FTE	22-23 Adopted	FTE	Organization	23-24 Proposed	23-24 Approved	23-24 Adopted	FTE
1,559	0.01					21455119 Talent Search STEM Project				
343,662	3.09	334,883	3.56	349,699	3.40	21455125 Upward Bound odd year	353,059			
		20,937		169,233	1.00	21465237 Benefits Navigator Funding	169,233			
857		4,184		7,000		21468851 CCCF-Food Pantry	7,000			
9,022		8				21468853 CCCF-Ford Fam Rural CC C				
115				19,885		21468859 CCCF-Olive Bridge Fund	19,885			
<b>1,202,615</b>	<b>10.57</b>	<b>1,228,898</b>	<b>11.78</b>	<b>1,505,296</b>	<b>12.25</b>	<b>Total: Student Service</b>	<b>1,432,376</b>			
76,583	1.00	80,995	1.00	83,628	1.00	21516265 Grant Support	86,879			
995,244	0.56	750,129	0.28	398,638	1.33	21516267 CARES Act Institution Share				
59,496				90,000		21516268 SIP 84.425M HEERF SIP 18				
32,701						21516269 FIPSE 84.425N HEERF FIP				
12,355						21566194 Exec Leadership Suppt (IGA				
<b>1,176,379</b>	<b>1.56</b>	<b>831,124</b>	<b>1.28</b>	<b>572,266</b>	<b>2.33</b>	<b>Total: Institutional Support</b>	<b>86,879</b>			
102,454	1.47	102,453		102,454		21768822 FWS Federal Share	102,454			
1,214		1,191	0.12	2,500		21768825 FWS College Share	2,500			
96,216		96,216		96,216		21768828 SEOG Fed Share	96,216			
6,116		18,187				21768831 SEOG College Share				
1,080,744		971,466		1,171,000		21768834 Pell Grant	1,171,000			
387,877		370,785		459,260		21768837 Direct Loan	459,260			
219,021		750,114		400,000		21768839 Higher Ed Emer Relief Fund				
130,381		277,724		173,167		21768850 CCCF Scholarships	173,167			
106,868	0.77	45,980	0.77	54,392	0.67	21768852 CCCF - Meyer Memorial A4				
4,493		1,444		6,501		21768854 CCCF Historic Preservation	6,501			
4,071		74,412		5		21768855 CCCF Special Appeal Projec	5			

# Clatsop Community College Summary by Organization

## Expenditures

21 Restricted Fund

20-21 Actual	FTE	21-22 Actual	BDG FTE	22-23 Adopted	FTE	Organization	23-24 Proposed	23-24 Approved	23-24 Adopted	FTE
352,094		415,165		457,950		21768860 Need Based-State	457,950			
				2		21768874 CCCF Swenson Fund	2			
2,012		3,349		3,770		21768875 Syvanen Estate (CCCF)	3,770			
3,792		10,483		12,965		21768876 Rochester (CCCF) Meteorol	12,965			
600				4,581		21768880 Sather	4,581			
<b>2,497,953</b>	<b>2.24</b>	<b>3,138,969</b>	<b>0.89</b>	<b>2,944,763</b>	<b>0.67</b>	<b>Total: Scholarships &amp; Fellowships</b>	<b>2,490,371</b>			
				250,000		21966600 College-wide Projects	250,000			
				<b>250,000</b>		<b>Total: Reserves</b>	<b>250,000</b>			
<b>6,230,583</b>	<b>22.46</b>	<b>6,288,508</b>	<b>22.44</b>	<b>6,175,536</b>	<b>23.70</b>	<b>Total: Expenditures Restricted Fund</b>	<b>5,556,733</b>			





# Clatsop Community College

## Detail Budget Report

**Manager**
**Director**  
 21111309 NWRES Diverse Educator Pathway    Dir Lives in Transition & DEI    VP Academic Affairs

20-21 Actual	FTE	21-22 Actual	BDG FTE	22-23 Adopted	FTE	Object	23-24 Proposed	23-24 Approved	23-24 Adopted	FTE
						1212 Faculty (PT)	4,000			
		1,702				1227 Classified (Temp)	2,000			
						1600 *****Fringe Benefits	1,500			
		3				1621 Unemployment Insurance				
		33				1622 Worker's Compensation				
		106				1641 Social Security				
		25				1642 Medicare				
						3021 Honoraria, Speakers	2,500			
						4421 Instructional Supplies	2,000			
		-1				6968 Adjustment Audit Balance/Roundin ~				
		-1,868				8476 Local Grants/Contracts	-3,500			
						8899 Beginning Working Capital	-8,500			
		<b>0</b>				<b>Total: NWRES Diverse Educator Pathway</b>				<b>0</b>

# Clatsop Community College

## *Detail Budget Report*

21111312 Program Improvement Project						<i>Manager</i> Coord Adult Basic Skills	<i>Director</i> Dean Transfer Ed			
20-21 Actual	FTE	21-22 Actual	BDG FTE	22-23 Adopted	FTE	<i>Object</i>	23-24 Proposed	23-24 Approved	23-24 Adopted	FTE
4,500		3,189		3,500	2221	In-state Travel	3,500			
-4,500		-3,189		-3,500	8376	Federal Grants/Contracts	-3,500			
<i>0</i>		<i>0</i>		<i>0</i>	<i>Total: Program Improvement Project</i>		<i>0</i>			

# Clatsop Community College

## Detail Budget Report

21111314 ABE - Comprehensive Grant						<i>Manager</i> Coord Adult Basic Skills	<i>Director</i> Dean Transfer Ed			
20-21 Actual	FTE	21-22 Actual	BDG FTE	22-23 Adopted	FTE	Object	23-24 Proposed	23-24 Approved	23-24 Adopted	FTE
62,113	0.98	63,977	0.98	63,977	0.98	114 Service/Supervisory (FT)	67,176			
		12,410	0.10	8,497	0.10	1212 Faculty (PT)	11,521			
2,032	0.05					1227 Classified (Temp)	11,687			
				1,223		1600 *****Fringe Benefits	3,419			
84		83		84		1612 Life Insurance	84			
196		197		205		1613 Long Term Disability	215			
17,027		17,514		18,776		1614 Medical Insurance	19,795			
128		151		128		1621 Unemployment Insurance	235			
174		203		268		1622 Worker's Compensation	282			
14,709		15,943		13,436		1631 Oregon PERS	14,779			
				128		1632 OR Paid Family Leave	268			
3,977		4,663		3,967		1641 Social Security	4,165			
930		1,091		928		1642 Medicare	974			
				200		4411 Food for Public Events	200			
8,961		7,464		2,530		4421 Instructional Supplies	5,143			
281		1,833		115		4422 Operating Supplies	1,800			
9,931		14,947				5575 Non-Cap Computer Equip	2,625			
2						6968 Adjustment Audit Balance/Roundin				
2,629		2,300		2,600		6971 Indirect Cost	2,686			
-123,174		-142,776		-117,062		8376 Federal Grants/Contracts	-147,054			
<b>0</b>	<b>1.03</b>	<b>0</b>	<b>1.08</b>	<b>0</b>	<b>1.08</b>	<b>Total: ABE - Comprehensive Grant</b>	<b>0</b>			

# Clatsop Community College

## *Detail Budget Report*

21111317 Literacy Donations						<i><b>Manager</b></i> Coord Outreach Literacy Tutor	<i><b>Director</b></i> Dir College Foundation			
20-21 Actual	FTE	21-22 Actual	BDG FTE	22-23 Adopted	FTE	<i>Object</i>	23-24 Proposed	23-24 Approved	23-24 Adopted	FTE
648		1,740		1		4421 Instructional Supplies		1		
				3,017		4611 Student Testing Fees		3,017		
-648		-1,740		-3,018		8511 Private Gifts/Contracts		-3,018		
<i>0</i>		<i>0</i>		<i>0</i>		<i>Total: Literacy Donations</i>		<i>0</i>		

# Clatsop Community College

## Detail Budget Report

21111318 ABG WIOA Professional Dev						<i>Manager</i> NOT IN USE	<i>Director</i> NOT IN USE			
20-21 Actual	FTE	21-22 Actual	BDG FTE	22-23 Adopted	FTE	Object	23-24 Proposed	23-24 Approved	23-24 Adopted	FTE
1,164	0.03					1212 Faculty (PT)				
11,071	0.34					1227 Classified (Temp)				
24						1621 Unemployment Insurance				
38						1622 Worker's Compensation				
1,493						1631 Oregon PERS				
759						1641 Social Security				
177						1642 Medicare				
4,037						2221 In-state Travel				
129						2231 Out-of-state Travel				
223						6971 Indirect Cost				
-4,640						7413 Intrafund Transfer In				
-14,475						8376 Federal Grants/Contracts				
<b>0</b>						<b>Total: ABG WIOA Professional Dev</b>				

# Clatsop Community College

## Detail Budget Report

21111319 ABE Accountability						<i>Manager</i> Coord Adult Basic Skills	<i>Director</i> Dean Transfer Ed				
20-21 Actual	FTE	21-22 Actual	BDG FTE	22-23 Adopted	FTE	Object	23-24 Proposed	23-24 Approved	23-24 Adopted	FTE	
5,190	0.17	3,954	0.43	13,302	0.43	1227 Classified (Temp)	13,302				
				2,500	1600	*****Fringe Benefits	2,500				
10		12				1621 Unemployment Insurance					
15		19				1622 Worker's Compensation					
1,218		1,222				1631 Oregon PERS					
327		359				1641 Social Security					
76		84				1642 Medicare					
1,995		35		1,744		4422 Operating Supplies	1,744				
13,749						5575 Non-Cap Computer Equip					
		-1				6968 Adjustment Audit Balance/Roundin					
-22,580		-5,684		-17,546		8376 Federal Grants/Contracts	-17,546				
<b>0</b>	<b>0.17</b>	<b>0</b>	<b>0.43</b>	<b>0</b>	<b>0.43</b>	<b>Total: ABE Accountability</b>	<b>0</b>				

# Clatsop Community College

## Detail Budget Report

21111320 ABE Learning Standards						<i>Manager</i> Coord Adult Basic Skills	<i>Director</i> Dean Transfer Ed			
20-21 Actual	FTE	21-22 Actual	BDG FTE	22-23 Adopted	FTE	Object	23-24 Proposed	23-24 Approved	23-24 Adopted	FTE
126		106	0.08	7,184	0.08	1212 Faculty (PT)	7,184			
25						1227 Classified (Temp)				
				594		1600 *****Fringe Benefits	594			
9		7				1641 Social Security				
2		2				1642 Medicare				
1		-1				6968 Adjustment Audit Balance/Roundin				
3		2		195		6971 Indirect Cost	195			
-166		-116		-7,973		8376 Federal Grants/Contracts	-7,973			
<b>0</b>	<b>0.00</b>	<b>0</b>	<b>0.08</b>	<b>0</b>	<b>0.08</b>	<b>Total: ABE Learning Standards</b>	<b>0</b>			

# Clatsop Community College

## *Detail Budget Report*

21115572 OER Workshop Faculty						<i>Manager</i> Dir Library	<i>Director</i> VP Academic Affairs			
20-21 Actual	FTE	21-22 Actual	BDG FTE	22-23 Adopted	FTE	Object	23-24 Proposed	23-24 Approved	23-24 Adopted	FTE
1,700	0.02	200				1222 Faculty (Extra Duty)				
1		1				1622 Worker's Compensation				
						1631 Oregon PERS				
107		12				1641 Social Security				
25		3				1642 Medicare				
-1,833		-262				8815 Miscellaneous Revenue				
<b>0</b>	<b>0.02</b>	<b>0</b>				<b>Total: OER Workshop Faculty</b>				



# Clatsop Community College

## *Detail Budget Report*

**Manager**
**Director**  
 21178862 CCCF NW Oregon Works MERTS/CTE Dean Workforce Ed & Training      Dir College Foundation

20-21 Actual	21-22 FTE	21-22 Actual	BDG FTE	22-23 Adopted	22-23 FTE	Object	23-24 Proposed	23-24 Approved	23-24 Adopted	23-24 FTE
						4421 Instructional Supplies	16,620			
						5571 Non-capitalized Equip	6,800			
						8476 Local Grants/Contracts	-23,420			
<b>Total: CCCF NW Oregon Works MERTS/CTE</b>								<b>0</b>		

# Clatsop Community College

## *Detail Budget Report*

21178881 CCCF World of Speed **Manager**  
Dean Workforce Ed & Training **Director**  
Dir College Foundation

20-21 Actual	FTE	21-22 Actual	BDG FTE	22-23 Adopted	FTE	Object	23-24 Proposed	23-24 Approved	23-24 Adopted	FTE
		1,468		1,510	4421	Instructional Supplies	1,510			
		5,634		6,500	4451	Tools	6,500			
		-7,102		-8,010	8511	Private Gifts/Contracts	-8,010			
		<b>0</b>		<b>0</b>		<b>Total: CCCF World of Speed</b>	<b>0</b>			

# Clatsop Community College

## *Detail Budget Report*

21178882 CCCF Roundhouse Grant						<i>Manager</i> Dir College Foundation	<i>Director</i> Dean Workforce Ed & Training			
20-21 Actual	FTE	21-22 Actual	BDG FTE	22-23 Adopted	FTE	Object	23-24 Proposed	23-24 Approved	23-24 Adopted	FTE
		1,955				4421 Instructional Supplies		1		
		4,930				4451 Tools				
		4,720				5522 Building Alterations				
		-11,605				8476 Local Grants/Contracts		-1		
		<b>0</b>				<b>Total: CCCF Roundhouse Grant</b>		<b>0</b>		

# Clatsop Community College

## Detail Budget Report

21214503 Pathways Initiative						<i>Manager</i> Coord Perkins/Pathways	<i>Director</i> Dean Workforce Ed & Training			
20-21 Actual	FTE	21-22 Actual	BDG FTE	22-23 Adopted	FTE	Object	23-24 Proposed	23-24 Approved	23-24 Adopted	FTE
1,638	0.07					1227 Classified (Temp)				
4						1621 Unemployment Insurance				
6						1622 Worker's Compensation				
84						1631 Oregon PERS				
121						1641 Social Security				
28						1642 Medicare				
				1,000		4411 Food for Public Events	3,141			
1,781				2,142		4421 Instructional Supplies	1			
-1						6968 Adjustment Audit Balance/Roundin				
163				158		6971 Indirect Cost	158			
-477						7413 Intrafund Transfer In				
-3,347				-3,300		8276 State Grants/Contracts	-3,300			
<b>0</b>	<b>0.07</b>			<b>0</b>		<b>Total: Pathways Initiative</b>	<b>0</b>			

# Clatsop Community College

## Detail Budget Report

21214524 State Career Pathway						<i>Manager</i> Coord Perkins/Pathways	<i>Director</i> Dean Workforce Ed & Training			
20-21 Actual	FTE	21-22 Actual	BDG FTE	22-23 Adopted	FTE	Object	23-24 Proposed	23-24 Approved	23-24 Adopted	FTE
						1112 Faculty (FT)				
7,127	0.14	5,921	0.25	5,264	0.10	1114 Service/Supervisory (FT)	9,775			
2,628	0.07	2,751	0.08	2,876	0.08	1117 Classified (FT)	2,948			
12,008	0.52	9,802	0.56	7,349	0.32	1227 Classified (Temp)	7,349			
		-20				1514 Jury Duty reimbursement				
				2,385		1600 *****Fringe Benefits	2,385			
17		15		14		1612 Life Insurance	16			
31		27		26		1613 Long Term Disability	40			
3,434		3,227		3,182		1614 Medical Insurance	3,859			
44		37		17		1621 Unemployment Insurance	44			
82		35		34		1622 Worker's Compensation	53			
2,420		4,874		1,709		1631 Oregon PERS	2,798			
				17		1632 OR Paid Family Leave	51			
1,239		1,054		504		1641 Social Security	789			
290		247		118		1642 Medicare	185			
39		1,843		3,000		2221 In-state Travel	1,779			
3,709				4,000		3393 Other Communication Svcs	2,000			
282				1,150		4411 Food for Public Events				
2,562				2,931		4421 Instructional Supplies	1,252			
389		145		2,000		4422 Operating Supplies	1,253			
-1		2				6968 Adjustment Audit Balance/Roundin				
1,831		1,498		1,582		6971 Indirect Cost	1,582			
-38,451		-31,458		-38,158		8276 State Grants/Contracts	-38,158			
<b>0</b>	<b>0.73</b>	<b>0</b>	<b>0.89</b>	<b>0</b>	<b>0.50</b>	<b>Total: State Career Pathway</b>	<b>0</b>			

# Clatsop Community College

## Detail Budget Report

21214529 Guided Pathways Cohort 3						<i>Manager</i> NOT IN USE	<i>Director</i> NOT IN USE			
20-21 Actual	FTE	21-22 Actual	BDG FTE	22-23 Adopted	FTE	Object	23-24 Proposed	23-24 Approved	23-24 Adopted	FTE
			0.01			1222 Faculty (Extra Duty)				
390						4422 Operating Supplies				
		24,610				4431 PC Software				
-390		-24,610				8276 State Grants/Contracts				
<b>0</b>		<b>0</b>	<b>0.01</b>	<b>Total: Guided Pathways Cohort 3</b>						

# Clatsop Community College

## Detail Budget Report

21214536 OR Dev Ed Workgroup						<i>Manager</i> NOT IN USE	<i>Director</i> NOT IN USE			
20-21 Actual	FTE	21-22 Actual	BDG FTE	22-23 Adopted	FTE	Object	23-24 Proposed	23-24 Approved	23-24 Adopted	FTE
1,383	0.02					1222 Faculty (Extra Duty)				
3						1621 Unemployment Insurance				
4						1622 Worker's Compensation				
318						1631 Oregon PERS				
85						1641 Social Security				
20						1642 Medicare				
-1						6968 Adjustment Audit Balance/Roundin				
-312						7413 Intrafund Transfer In				
-1,500						8815 Miscellaneous Revenue				
<b>0</b>						<b>Total: OR Dev Ed Workgroup</b>				

# Clatsop Community College

## Detail Budget Report

21214537 Perkins - Special Populations						<b>Manager</b> Coord Perkins/Pathways	<b>Director</b> Dean Workforce Ed & Training			
20-21 Actual	FTE	21-22 Actual	BDG FTE	22-23 Adopted	FTE	Object	23-24 Proposed	23-24 Approved	23-24 Adopted	FTE
2,353						2231	Out-of-state Travel			
		11,600				3022	Non-employee Wages			
		11,420				4421	Instructional Supplies			
118		1,151				6971	Indirect Cost			
-2,471		-24,171				8376	Federal Grants/Contracts			
<b>0</b>		<b>0</b>				<b>Total: Perkins - Special Populations</b>				



# Clatsop Community College

## Detail Budget Report

21214540 Perkins Schools (& 4546)						<i>Manager</i> Coord Perkins/Pathways	<i>Director</i> Dean Workforce Ed & Training			
20-21 Actual	FTE	21-22 Actual	BDG FTE	22-23 Adopted	FTE	Object	23-24 Proposed	23-24 Approved	23-24 Adopted	FTE
23,306	0.45	17,107	0.30	15,791	0.30	1114 Service/Supervisory (FT)	17,294			
658	0.02					1117 Classified (FT)				
		3,986		2,500	0.03	1222 Faculty (Extra Duty)	2,500			
5,662	0.18	3,606	0.20	2,900	0.09	1227 Classified (Temp)	2,900			
				1,076		1600 *****Fringe Benefits	1,076			
33		24		21		1612 Life Insurance	16			
75		57		51		1613 Long Term Disability	55			
6,815		5,098		4,774		1614 Medical Insurance	3,858			
60		49		32		1621 Unemployment Insurance	61			
86		70		66		1622 Worker's Compensation	73			
6,179		4,964		3,316		1631 Oregon PERS	3,805			
				32		1632 OR Paid Family Leave	69			
1,682		1,431		979		1641 Social Security	1,072			
393		335		229		1642 Medicare	251			
3,954		4,130		2,500		2221 In-state Travel	2,500			
3,560		17,637		14,356		2231 Out-of-state Travel	14,356			
4,520		5,635		15,800		3022 Non-employee Wages	15,800			
273		1,232		2,940		3023 Non-employee Benefits	2,940			
10,037		4,509		2,987		4421 Instructional Supplies	2,987			
4,814		1,764		3,410		4431 PC Software	3,410			
47,387		56,568		55,028		5571 Non-capitalized Equip	53,765			
		-1				6968 Adjustment Audit Balance/Roundin				
5,959		6,426		6,746		6971 Indirect Cost	6,746			
-125,453		-134,627		-135,534		8376 Federal Grants/Contracts	-135,534			
<b>0</b>	<b>0.65</b>	<b>0</b>	<b>0.50</b>	<b>0</b>	<b>0.42</b>	<b>Total: Perkins Schools (&amp; 4546)</b>	<b>0</b>			

# Clatsop Community College

## Detail Budget Report

21214542 Perkins Reserve (& 4547)						<i>Manager</i> Coord Perkins/Pathways	<i>Director</i> Dean Workforce Ed & Training			
20-21 Actual	FTE	21-22 Actual	BDG FTE	22-23 Adopted	FTE	Object	23-24 Proposed	23-24 Approved	23-24 Adopted	FTE
11,018	0.21	19,081	0.25	21,054	0.40	114 Service/Supervisory (FT)	23,310			
1,970	0.06	2,751	0.08	2,876	0.08	117 Classified (FT)	2,948			
		1,513		3,080	0.04	222 Faculty (Extra Duty)	3,080			
-1,835	-0.04			4,078	0.08	227 Classified (Temp)	4,078			
		-20				1514 Jury Duty reimbursement				
				1,310		1600 *****Fringe Benefits	1,310			
21		33		36		1612 Life Insurance	29			
41		69		76		1613 Long Term Disability	84			
4,182		7,050		7,956		1614 Medical Insurance	6,878			
22		47		48		1621 Unemployment Insurance	92			
32		66		100		1622 Worker's Compensation	110			
2,988		5,370		5,025		1631 Oregon PERS	5,776			
				48		1632 OR Paid Family Leave	105			
577		1,277		1,483		1641 Social Security	1,628			
135		297		347		1642 Medicare	381			
		206		7,815		2221 In-state Travel	5,762			
2,500		185		9,524		3022 Non-employee Wages	9,524			
		62		1,875		3023 Non-employee Benefits	1,875			
2,200				1,500		4421 Instructional Supplies	1,261			
-2		-1				6968 Adjustment Audit Balance/Roundin				
1,193		1,899		3,441		6971 Indirect Cost	3,441			
-25,042		-39,885		-71,672		8376 Federal Grants/Contracts	-71,672			
<b>0</b>	<b>0.23</b>	<b>0</b>	<b>0.33</b>	<b>0</b>	<b>0.60</b>	<b>Total: Perkins Reserve (&amp; 4547)</b>	<b>0</b>			

# Clatsop Community College

## Detail Budget Report

21214556 Future Ready OR Career Pathway						<i>Manager</i> Coord Perkins/Pathways	<i>Director</i> Dean Workforce Ed & Training			
20-21 Actual	FTE	21-22 Actual	BDG FTE	22-23 Adopted	FTE	Object	23-24 Proposed	23-24 Approved	23-24 Adopted	FTE
						1114 Service/Supervisory (FT)	69,305			
						1612 Life Insurance	80			
						1613 Long Term Disability	221			
						1614 Medical Insurance	18,956			
						1621 Unemployment Insurance	242			
						1622 Worker's Compensation	291			
						1631 Oregon PERS	15,247			
						1632 OR Paid Family Leave	277			
						1641 Social Security	4,297			
						1642 Medicare	1,005			
						8276 State Grants/Contracts	-109,921			
<b>Total: Future Ready OR Career Pathway</b>								<b>0</b>		

# Clatsop Community College

## Detail Budget Report

21214574 Western Oregon University						<b>Manager</b> Dir TRiO Student Support Svc	<b>Director</b> VP Academic Affairs			
20-21 Actual	FTE	21-22 Actual	BDG FTE	22-23 Adopted	FTE	Object	23-24 Proposed	23-24 Approved	23-24 Adopted	FTE
		1,763				1114 Service/Supervisory (FT)				
		2,096				1222 Faculty (Extra Duty)				
				1,847	0.00	1227 Classified (Temp)	1,847			
				153		1600 *****Fringe Benefits	153			
		7				1621 Unemployment Insurance				
		11				1622 Worker's Compensation				
		839				1631 Oregon PERS				
		357				1641 Social Security				
		53				1642 Medicare				
3,000		3,000				6961 Ending Cash Balance				
		-5,126		-2,000		8476 Local Grants/Contracts	-2,000			
-3,000		-3,000				8899 Beginning Working Capital				
<b>0</b>		<b>0</b>		<b>0</b>	<b>0.06</b>	<b>Total: Western Oregon University</b>	<b>0</b>			

# Clatsop Community College

## Detail Budget Report

21214899 OCCA Mini Grants						<i>Manager</i> NOT IN USE	<i>Director</i> NOT IN USE			
20-21 Actual	FTE	21-22 Actual	BDG FTE	22-23 Adopted	FTE	<i>Object</i>	23-24 Proposed	23-24 Approved	23-24 Adopted	FTE
				6,840	0.111222	Faculty (Extra Duty)		1		
				2,160	1600	*****Fringe Benefits		1		
		272		2,000	2221	In-state Travel		1		
1,000		1,000				6961 Ending Cash Balance				
		-272				8476 Local Grants/Contracts				
-1,000		-1,000		-11,000		8899 Beginning Working Capital		-3		
<b>0</b>		<b>0</b>		<b>0</b>	<b>0.11</b>	<b>Total: OCCA Mini Grants</b>		<b>0</b>		

# Clatsop Community College

## Detail Budget Report

21214900 84.25U ESSER ARPA CCL Navigator **Manager** Grant Specialist **Director** Dir Accounting Svcs

20-21 Actual	FTE	21-22 Actual	BDG FTE	22-23 Adopted	FTE	Object	23-24 Proposed	23-24 Approved	23-24 Adopted	FTE
						1114 Service/Supervisory (FT)	59,530			
						1612 Life Insurance	71			
						1613 Long Term Disability	190			
						1614 Medical Insurance	16,775			
						1621 Unemployment Insurance	208			
						1622 Worker's Compensation	250			
						1631 Oregon PERS	13,097			
						1632 OR Paid Family Leave	238			
						1641 Social Security	3,691			
						1642 Medicare	863			
						8376 Federal Grants/Contracts	-94,913			
<b>Total: 84.25U ESSER ARPA CCL Navigator</b>								<b>0</b>		

# Clatsop Community College

## *Detail Budget Report*

21215571 Library Student Laptop Expansion						<b>Manager</b> NOT IN USE	<b>Director</b> NOT IN USE			
20-21 Actual	FTE	21-22 Actual	BDG FTE	22-23 Adopted	FTE	Object	23-24 Proposed	23-24 Approved	23-24 Adopted	FTE
		2,900				4422 Operating Supplies				
2,989						5571 Non-capitalized Equip				
		15,100				5575 Non-Cap Computer Equip				
		1,800				6971 Indirect Cost				
-2,989		-19,800				8476 Local Grants/Contracts				
<b>0</b>		<b>0</b>		<b>Total: Library Student Laptop Expansion</b>						

# Clatsop Community College

## *Detail Budget Report*

<i>Manager</i>						<i>Director</i>				
21215573 Enhancing Academic Library Collection						NOT IN USE				
20-21 Actual	FTE	21-22 Actual	BDG FTE	22-23 Adopted	FTE	Object	23-24 Proposed	23-24 Approved	23-24 Adopted	FTE
		4,700				5561 Library Books				
		300				6971 Indirect Cost				
		-5,000				8276 State Grants/Contracts				
		<b>0</b>	<b>Total: Enhancing Academic Library Collections</b>							



# Clatsop Community College

## Detail Budget Report

21271210 Heritage Technical Assist Project						<i>Manager</i> NOT IN USE	<i>Director</i> NOT IN USE			
20-21 Actual	FTE	21-22 Actual	BDG FTE	22-23 Adopted	FTE	Object	23-24 Proposed	23-24 Approved	23-24 Adopted	FTE
2,291	0.07					1227 Classified (Temp)				
5						1621 Unemployment Insurance				
8						1622 Worker's Compensation				
142						1641 Social Security				
33						1642 Medicare				
2,819						4421 Instructional Supplies				
583						6971 Indirect Cost				
-1,139						7413 Intrafund Transfer In				
-4,742						8276 State Grants/Contracts				
<b>0</b>						<b>Total: Heritage Technical Assist Project</b>				

# Clatsop Community College

## *Detail Budget Report*

21278883 CCCF Ed Reed Welding Support      **Manager** Dir College Foundation      **Director** Dir Accounting Srvcs

20-21 Actual	FTE	21-22 Actual	BDG FTE	22-23 Adopted	FTE	Object	23-24 Proposed	23-24 Approved	23-24 Adopted	FTE	
						4421 Instructional Supplies	23,000				
						5571 Non-capitalized Equip	23,000				
						8511 Private Gifts/Contracts	-46,000				
<b>Total: CCCF Ed Reed Welding Support</b>								<b>0</b>			

# Clatsop Community College

## *Detail Budget Report*

21312124 Clatsop Cultural Coalition						<i>Manager</i> Grant Specialist	<i>Director</i> Dir Accounting Svcs				
<b>20-21</b>		<b>21-22</b>	<b>BDG</b>	<b>22-23</b>				<b>23-24</b>	<b>23-24</b>	<b>23-24</b>	
<b>Actual</b>	<b>FTE</b>	<b>Actual</b>	<b>FTE</b>	<b>Adopted</b>	<b>FTE</b>	<b>Object</b>		<b>Proposed</b>	<b>Approved</b>	<b>Adopted</b>	<b>FTE</b>
118		146		124		3321 Postage		124			
		45				3521 Taxes, Licenses, Permits					
				200		4401 Copying or Duplicating		200			
				25		4402 Printing		25			
36				400		4422 Operating Supplies		400			
405,055		19,376		15,000		4474 Grants		15,000			
4,761						6961 Ending Cash Balance					
992		5,302		329		6971 Indirect Cost		329			
-409,982		-20,108		-15,098		8276 State Grants/Contracts		-15,098			
-980		-4,761		-980		8899 Beginning Working Capital		-980			
<b>0</b>		<b>0</b>		<b>0</b>		<b>Total: Clatsop Cultural Coalition</b>		<b>0</b>			

# Clatsop Community College

## Detail Budget Report

21321280 So Cty COL PAC EDA						<i>Manager</i> NOT IN USE	<i>Director</i> NOT IN USE			
20-21 Actual	FTE	21-22 Actual	BDG FTE	22-23 Adopted	FTE	Object	23-24 Proposed	23-24 Approved	23-24 Adopted	FTE
		553				1212 Faculty (PT)				
		9,292				1224 Service/Supervisory (Temp)				
		25,493				1227 Classified (Temp)				
		70				1621 Unemployment Insurance				
		105				1622 Worker's Compensation				
		3,112				1631 Oregon PERS				
		2,179				1641 Social Security				
		510				1642 Medicare				
1,000		1,550				3012 Contracted Services				
50		2,186				6971 Indirect Cost				
-1,050		-44,850				8476 Local Grants/Contracts				
		-200				8511 Private Gifts/Contracts				
<b>0</b>		<b>0</b>				<b>Total: So Cty COL PAC EDA</b>				

# Clatsop Community College

## Detail Budget Report

21321281 CEDR-Clatsop Economic Develop						<i>Manager</i>	<i>Director</i>	
						Assoc VP Ctr for Busns, Comty &	Assoc VP Ctr for Busns, Comty	
20-21		21-22	BDG	22-23				
Actual	FTE	Actual	FTE	Adopted	FTE	Object	23-24	
							Proposed	
							Approved	
							Adopted	
							FTE	
32,761	0.37	56,182	0.64	59,959	0.69	114 Service/Supervisory (FT)	65,825	
12,571	0.27	12,915	0.25	13,170	0.25	117 Classified (FT)	9,125	
42		62		65		1612 Life Insurance	66	
139		213		234		1613 Long Term Disability	239	
8,553		13,136		14,398		1614 Medical Insurance	15,442	
95		144		146		1621 Unemployment Insurance	263	
125		190		307		1622 Worker's Compensation	315	
10,037		15,892		15,357		1631 Oregon PERS	16,490	
				146		1632 OR Paid Family Leave	300	
2,928		4,396		4,535		1641 Social Security	4,648	
685		1,028		1,060		1642 Medicare	1,086	
6,000		6,000		72		2221 In-state Travel	1,026	
9,000		9,000		9,000		3054 Space rent or lease	9,000	
				100		3392 Newspaper Services	100	
				500		4422 Operating Supplies	500	
				100		4461 Subscriptions/Periodicals	100	
-1		1				6968 Adjustment Audit Balance/Roundin		
-82,935		-119,159		-119,149		8476 Local Grants/Contracts	-124,525	
<b>0</b>	<b>0.64</b>	<b>0</b>	<b>0.89</b>	<b>0</b>	<b>0.90</b>	<b>Total: CEDR-Clatsop Economic</b>	<b>0</b>	

# Clatsop Community College

## Detail Budget Report

21321282 SBDC-Federal						<i>Manager</i> Assoc VP Ctr for Busns, Comty &	<i>Director</i> Assoc VP Ctr for Busns, Comty			
20-21 Actual	FTE	21-22 Actual	BDG FTE	22-23 Adopted	FTE	Object	23-24 Proposed	23-24 Approved	23-24 Adopted	FTE
39,838	0.45	13,974	0.29	21,675	0.28	114 Service/Supervisory (FT)	23,595			
9,784	0.31					1227 Classified (Temp)				
				3		1600 *****Fringe Benefits				
34		13		20		1612 Life Insurance	18			
118		44		69		1613 Long Term Disability	75			
6,683		2,741		4,455		1614 Medical Insurance	4,043			
103		29		44		1621 Unemployment Insurance	82			
138		38		91		1622 Worker's Compensation	99			
9,768		3,214		4,551		1631 Oregon PERS	5,191			
				44		1632 OR Paid Family Leave	94			
3,154		824		1,344		1641 Social Security	1,463			
738		193		314		1642 Medicare	342			
		-1				6968 Adjustment Audit Balance/Roundin				
-70,358		-21,069		-32,610		8376 Federal Grants/Contracts	-35,002			
<b>0</b>	<b>0.76</b>	<b>0</b>	<b>0.29</b>	<b>0</b>	<b>0.28</b>	<b>Total: SBDC-Federal</b>	<b>0</b>			

# Clatsop Community College

## Detail Budget Report

21321284 SBDC-State Lottery						<i>Manager</i> Assoc VP Ctr for Busns, Comty &	<i>Director</i> Assoc VP Ctr for Busns, Comty			
20-21 Actual	FTE	21-22 Actual	BDG FTE	22-23 Adopted	FTE	Object	23-24 Proposed	23-24 Approved	23-24 Adopted	FTE
55,938	0.73	55,572	0.62	48,751	0.62	114 Service/Supervisory (FT)	50,529			
						1600 *****Fringe Benefits	2			
52		48		44		1612 Life Insurance	37			
172		167		156		1613 Long Term Disability	162			
10,977		10,334		9,786		1614 Medical Insurance	8,698			
115		114		97		1621 Unemployment Insurance	176			
151		150		205		1622 Worker's Compensation	212			
12,588		12,782		10,238		1631 Oregon PERS	11,116			
				97		1632 OR Paid Family Leave	202			
3,507		3,322		3,023		1641 Social Security	3,133			
820		777		707		1642 Medicare	733			
				1,018		2221 In-state Travel				
1						6968 Adjustment Audit Balance/Roundin				
-84,321		-83,266		-74,122		8276 State Grants/Contracts	-75,000			
<b>0</b>	<b>0.73</b>	<b>0</b>	<b>0.62</b>	<b>0</b>	<b>0.62</b>	<b>Total: SBDC-State Lottery</b>	<b>0</b>			

# Clatsop Community College

## Detail Budget Report

21321287 Clatsop County Internship Program
**Manager**  
Assoc VP Ctr for Busns, Comty &
**Director**  
Assoc VP Ctr for Busns, Comty

20-21 Actual	FTE	21-22 Actual	BDG FTE	22-23 Adopted	FTE	Object	23-24 Proposed	23-24 Approved	23-24 Adopted	FTE
55,356	1.00	47,582	1.00	56,695	1.00	114 Service/Supervisory (FT)	58,748			
			0.27	5,500	0.27	1227 Classified (Temp)	5,500			
				455	1600	*****Fringe Benefits	455			
72		48		71	1612	Life Insurance	59			
176		150		181	1613	Long Term Disability	188			
14,430		10,102		15,912	1614	Medical Insurance	13,900			
111		95		113	1621	Unemployment Insurance	206			
157		130		238	1622	Worker's Compensation	247			
12,784		5,705		11,906	1631	Oregon PERS	12,925			
				113	1632	OR Paid Family Leave	235			
3,210		2,950		3,515	1641	Social Security	3,642			
806		690		822	1642	Medicare	852			
		117		1,725	2221	In-state Travel	1,500			
					2231	Out-of-state Travel	3,205			
				500	3014	Artistic & Graphic	200			
				500	3031	Contracted Food Service	500			
				250	3392	Newspaper Services	250			
		643			3393	Other Communication Svcs	500			
		390		2,000	4402	Printing	1,500			
				500	4411	Food for Public Events	500			
		28		3,000	4421	Instructional Supplies	64			
7,213		3,071		9,180	4422	Operating Supplies	6,500			
589				1,803	4472	Awards and Gifts	1,803			
					4615	Student Supplies	1,500			
85,683		85,681			6961	Ending Cash Balance				
2,600		2,930		6,000	6971	Indirect Cost	6,000			
-10,000		-10,000		-10,000	7411	Transfer from G/F	-10,000			
-101,000		-64,629		-110,979	8476	Local Grants/Contracts	-110,979			
-72,187		-85,683			8899	Beginning Working Capital				
<b>0</b>	<b>1.00</b>	<b>0</b>	<b>1.27</b>	<b>0</b>	<b>1.27</b>	<b>Total: Clatsop County Internship Program</b>	<b>0</b>			



# Clatsop Community College

## Detail Budget Report

21321288 SBDC-Self Support Program						<i>Manager</i> Assoc VP Ctr for Busns, Comty &	<i>Director</i> Assoc VP Ctr for Busns, Comty			
20-21 Actual	FTE	21-22 Actual	BDG FTE	22-23 Adopted	FTE	Object	23-24 Proposed	23-24 Approved	23-24 Adopted	FTE
11,260	0.13	3,207	0.07	6,000	0.07	1212 Faculty (PT)	6,000			
336	0.07	7,763				1224 Service/Supervisory (Temp)				
6,451	0.21	7,939	0.81	25,000	0.81	1227 Classified (Temp)	25,000			
				5,614		1600 *****Fringe Benefits	5,614			
36		43				1621 Unemployment Insurance				
51		65				1622 Worker's Compensation				
3,969		3,066				1631 Oregon PERS				
1,109		1,343				1641 Social Security				
259		314				1642 Medicare				
				1,500		2221 In-state Travel	1,500			
				2,500		2231 Out-of-state Travel	2,500			
900				2,000		3012 Contracted Services	2,000			
				500		4411 Food for Public Events	500			
156		130		1,500		4421 Instructional Supplies	1,500			
326		751		1,500		4422 Operating Supplies	1,500			
				1		4614 Student Tuition	1			
69,072		94,648		19,385		6961 Ending Cash Balance	19,385			
-33,841		-29,781		-20,000		7411 Transfer from G/F	-20,000			
-6,243		-11,713		-20,000		8153 Fees - Self support	-20,000			
-3,300		-1,010				8815 Miscellaneous Revenue				
		-7,693				8841 Sponsorship				
-50,541		-69,072		-25,500		8899 Beginning Working Capital	-25,500			
<b>0</b>	<b>0.41</b>	<b>0</b>	<b>0.88</b>	<b>0</b>	<b>0.88</b>	<b>Total: SBDC-Self Support Program</b>	<b>0</b>			

# Clatsop Community College

## Detail Budget Report

**Manager**
**Director**  
 21321290 Ford Family Foundation SBM Training Assoc VP Ctr for Busns, Comty & Assoc VP Ctr for Busns, Comty

20-21 Actual	FTE	21-22 Actual	BDG FTE	22-23 Adopted	FTE	Object	23-24 Proposed	23-24 Approved	23-24 Adopted	FTE
9,424	0.44					1227 Classified (Temp)				
19						1621 Unemployment Insurance				
27						1622 Worker's Compensation				
642						1631 Oregon PERS				
584						1641 Social Security				
137						1642 Medicare				
829						6971 Indirect Cost				
-5						7413 Intrafund Transfer In				
-11,657						8899 Beginning Working Capital				
<b>0</b>	<b>0.44</b>					<b>Total: Ford Family Foundation SBM Training</b>				

# Clatsop Community College

## Detail Budget Report

21321292 SBA CARES Act						<i>Manager</i> Dir Accounting Svcs	<i>Director</i> President			
20-21 Actual	FTE	21-22 Actual	BDG FTE	22-23 Adopted	FTE	Object	23-24 Proposed	23-24 Approved	23-24 Adopted	FTE
		2,284				1212 Faculty (PT)				
11,364	0.33	20,835				1224 Service/Supervisory (Temp)				
12,454	0.41	20,674	1.22	36,946	1.22	1227 Classified (Temp)				
				3,054		1600 *****Fringe Benefits				
48		83				1621 Unemployment Insurance				
71		123				1622 Worker's Compensation				
4,909		5,841				1631 Oregon PERS				
1,477		2,556				1641 Social Security				
345		598				1642 Medicare				
1,400						3012 Contracted Services				
		-1				6968 Adjustment Audit Balance/Roundin				
-1,109						7413 Intrafund Transfer In				
-30,959				-40,000		8276 State Grants/Contracts				
		-52,993				8376 Federal Grants/Contracts				
<b>0</b>	<b>0.74</b>	<b>0</b>	<b>1.22</b>	<b>0</b>	<b>1.22</b>	<b>Total: SBA CARES Act</b>				

# Clatsop Community College

## Detail Budget Report

21321293 SBDC-Clatsop Cty ARPA						<i>Manager</i>	<i>Director</i>				
						Assoc VP Ctr for Busns, Comty &	Assoc VP Ctr for Busns, Comty				
20-21	21-22	BDG	22-23			23-24	23-24	23-24			
Actual	FTE	Actual	FTE	Adopted	FTE	Object	Proposed	Approved	Adopted	FTE	
						1114 Service/Supervisory (FT)	45,849				
						1212 Faculty (PT)	3,001				
						1227 Classified (Temp)	31,026				
						1600 *****Fringe Benefits	3,000				
						1612 Life Insurance	71				
						1613 Long Term Disability	147				
						1614 Medical Insurance	16,775				
						1621 Unemployment Insurance	160				
						1622 Worker's Compensation	193				
						1631 Oregon PERS	10,087				
						1632 OR Paid Family Leave	183				
						1641 Social Security	2,843				
						1642 Medicare	665				
						6971 Indirect Cost	6,000				
						8376 Federal Grants/Contracts	-120,000				
<b>Total: SBDC-Clatsop Cty ARPA</b>								<b>0</b>			

# Clatsop Community College

## Detail Budget Report

21328861 SBDC Donations/Sponsorships						<b>Manager</b> Assoc VP Ctr for Busns, Comty &	<b>Director</b> Assoc VP Ctr for Busns, Comty			
20-21 Actual	FTE	21-22 Actual	BDG FTE	22-23 Adopted	FTE	Object	23-24 Proposed	23-24 Approved	23-24 Adopted	FTE
				15,500		4422 Operating Supplies	15,500			
500						4616 Student Special Events				
-500				-5,500		8511 Private Gifts/Contracts	-5,500			
				-10,000		8899 Beginning Working Capital	-10,000			
<b>0</b>				<b>0</b>		<b>Total: SBDC Donations/Sponsorships</b>	<b>0</b>			

# Clatsop Community College

## *Detail Budget Report*

21362122 Lecture Series						<i>Manager</i> Advisor	<i>Director</i> Dean Transfer Ed			
20-21 Actual	FTE	21-22 Actual	BDG FTE	22-23 Adopted	FTE	<i>Object</i>	23-24 Proposed	23-24 Approved	23-24 Adopted	FTE
100				239	3021	Honoraria, Speakers	239			
				261	4422	Operating Supplies	261			
239		239				6961 Ending Cash Balance				
-339		-239		-500	8899	Beginning Working Capital	-500			
<i>0</i>		<i>0</i>		<i>0</i>		<b>Total: Lecture Series</b>	<i>0</i>			

# Clatsop Community College

## *Detail Budget Report*

21411351 NOW Student Success Coach						<b>Manager</b> NOT IN USE	<b>Director</b> NOT IN USE			
20-21 Actual	FTE	21-22 Actual	BDG FTE	22-23 Adopted	FTE	Object	23-24 Proposed	23-24 Approved	23-24 Adopted	FTE
1,000						4422 Operating Supplies				
1,573						6971 Indirect Cost				
-2,573						8476 Local Grants/Contracts				
<b>0</b>						<b>Total: NOW Student Success Coach</b>				

# Clatsop Community College

## Detail Budget Report

**Manager**
**Director**  
 21415215 TRiO Student Support Svc ends 0825    Dir TRiO Student Support Svc    VP Academic Affairs

20-21 Actual	FTE	21-22 Actual	BDG FTE	22-23 Adopted	FTE	Object	23-24 Proposed	23-24 Approved	23-24 Adopted	FTE
150,769	2.11	150,506	2.12	156,864	2.11	114 Service/Supervisory (FT)	165,796			
22,862	0.66	23,764	0.60	25,989	0.71	1217 Classified (PT)	26,644			
1,740	0.06	2,549	0.43	13,000	0.43	1227 Classified (Temp)	13,000			
				1,993	1600	*****Fringe Benefits	1,993			
147		179		171	1612	Life Insurance	171			
432		1,442		502	1613	Long Term Disability	531			
29,857		35,545		38,190	1614	Medical Insurance	40,260			
351		353		366	1621	Unemployment Insurance	673			
493		479		768	1622	Worker's Compensation	808			
35,521		40,046		38,400	1631	Oregon PERS	42,338			
				366	1632	OR Paid Family Leave	770			
10,792		10,929		11,337	1641	Social Security	11,931			
2,524		2,556		2,652	1642	Medicare	2,790			
		164		6,186	2221	In-state Travel	2,940			
		817		1,000	2231	Out-of-state Travel	2,940			
		1,575		6,600	2242	Student Transportation	6,600			
6,955		5,473		1,200	2317	Registration	1,500			
1,567		2,806		4,541	3061	Dues and Memberships	4,541			
13,704		1,184		6,000	4422	Operating Supplies	6,000			
3,086		2,099		3,086	4461	Subscriptions/Periodicals	3,825			
659					4615	Student Supplies				
		100		1	4616	Student Special Events	1			
12,240		10,000		10,000	4619	F/A Awards to Students	10,000			
				75,812	6961	Ending Cash Balance				
		2			6968	Adjustment Audit Balance/Roundin				
22,517		22,605		24,540	6971	Indirect Cost	3,512			
-51,998					7419	Transfer from Grant Support				
-264,218		-315,173		-349,564	8376	Federal Grants/Contracts	-349,564			
				-80,000	8899	Beginning Working Capital				
<b>0</b>	<b>2.82</b>	<b>0</b>	<b>3.15</b>	<b>0</b>	<b>3.25</b>	<b>Total: TRiO Student Support Svc ends 0825</b>	<b>0</b>			



# Clatsop Community College

## Detail Budget Report

21415221 Puertas Student Assistance *Manager*  
Coord Outreach Literacy Tutor *Director*  
Dean Transfer Ed

20-21 Actual	FTE	21-22 Actual	BDG FTE	22-23 Adopted	FTE	Object	23-24 Proposed	23-24 Approved	23-24 Adopted	FTE
8,263	0.11	7,873	0.11	8,420	0.11	114 Service/Supervisory (FT)	8,875			
1,203	0.04	1,250	0.04	1,368	0.04	1217 Classified (PT)	1,403			
8,272	0.28	15,543	0.49	14,623	0.49	227 Classified (Temp)	14,623			
				5,099		1600 *****Fringe Benefits	5,099			
9		9		9		1612 Life Insurance	9			
24		25		27		1613 Long Term Disability	28			
1,804		1,902		1,989		1614 Medical Insurance	2,097			
36		49		17		1621 Unemployment Insurance	31			
52		72		36		1622 Worker's Compensation	37			
2,177		2,475		1,768		1631 Oregon PERS	1,952			
				17		1632 OR Paid Family Leave	36			
1,097		1,528		522		1641 Social Security	550			
257		357		122		1642 Medicare	129			
427		866		2,200		2221 In-state Travel	2,200			
232				300		3061 Dues and Memberships	300			
8						3321 Postage				
				1,250		4421 Instructional Supplies	1,250			
2				1,500		4615 Student Supplies	1,500			
		9,340		15,000		6199 Other Student Aid	14,148			
47,297		32,209		12,281		6961 Ending Cash Balance	12,281			
501		1,799		2,300		6971 Indirect Cost	2,300			
-25,000		-25,000		-25,000		7411 Transfer from G/F	-25,000			
-2,500		-3,000		-3,848		8511 Private Gifts/Contracts	-3,848			
-44,161		-47,297		-40,000		8899 Beginning Working Capital	-40,000			
<b>0</b>	<b>0.42</b>	<b>0</b>	<b>0.64</b>	<b>0</b>	<b>0.64</b>	<b>Total: Puertas Student Assistance</b>	<b>0</b>			

# Clatsop Community College

## Detail Budget Report

<i>Manager</i>						<i>Director</i>				
21415225 Pathways to Opportunity (& 5235) 17-1 Registrar						Dean Student Success				
20-21 Actual	FTE	21-22 Actual	BDG FTE	22-23 Adopted	FTE	Object	23-24 Proposed	23-24 Approved	23-24 Adopted	FTE
5,240	0.50	10,686	0.10			1113	Administrative (FT)			
6,841	0.16	21,457	0.50	22,110	0.50	1117	22,660	Classified (FT)		
			0.20	11,500	0.20	1224	11,500	Service/Supervisory (Temp)		
				3,500		1600	3,500	*****Fringe Benefits		
6		35		36		1612	36	Life Insurance		
33		82		71		1613	73	Long Term Disability		
1,220		7,594		7,956		1614	8,388	Medical Insurance		
21		61		44		1621	79	Unemployment Insurance		
38		82		93		1622	95	Worker's Compensation		
2,454		6,692		4,643		1631	4,985	Oregon PERS		
				44		1632	91	OR Paid Family Leave		
644		1,870		1,371		1641	1,405	Social Security		
151		437		321		1642	329	Medicare		
				5,000		2221	5,000	In-state Travel		
		1,200				2242	Student Transportation			
		1,134				4613	Student Books			
3,037		1,935		15,800		4615	14,708	Student Supplies		
2,875		3,644				4616	Student Special Events			
46,946						6961	Ending Cash Balance			
1		1				6968	Adjustment Audit Balance/Roundin			
5,827		5,948				6971	Indirect Cost			
2,027						7325	Intrafund Transfers Out			
-2,027						7413	Intrafund Transfer In			
-40,373		-15,912		-52,489		8476	-52,849	Local Grants/Contracts		
-34,961		-46,946		-20,000		8899	-20,000	Beginning Working Capital		
<b>0</b>	<b>0.66</b>	<b>0</b>	<b>0.80</b>	<b>0</b>	<b>0.70</b>	<b>Total: Pathways to Opportunity (&amp; 5235) 17-193-05</b>		<b>0</b>		

# Clatsop Community College

## *Detail Budget Report*

21415712 Lives in Transition						<i>Manager</i> Dir Lives in Transition & DEI	<i>Director</i> VP Academic Affairs			
20-21 Actual	FTE	21-22 Actual	BDG FTE	22-23 Adopted	FTE	Object	23-24 Proposed	23-24 Approved	23-24 Adopted	FTE
				600	2221	In-state Travel	600			
				200	3021	Honoraria, Speakers	200			
				100	3311	Telephone charges	100			
				300	4411	Food for Public Events	300			
59				500	4421	Instructional Supplies	500			
333		22		1,000	4422	Operating Supplies	1,000			
4,245		4,223			6961	Ending Cash Balance				
				-1,000	8476	Local Grants/Contracts	-1,000			
				-300	8511	Private Gifts/Contracts	-300			
-4,637		-4,245		-1,400	8899	Beginning Working Capital	-1,400			
<b>0</b>		<b>0</b>		<b>0</b>	<b>Total: Lives in Transition</b>		<b>0</b>			

# Clatsop Community College

## *Detail Budget Report*

21415719 Lives in Transition Donation      **Manager** Dir Lives in Transition & DEI      **Director** VP Academic Affairs

20-21 Actual	FTE	21-22 Actual	BDG FTE	22-23 Adopted	FTE	Object	23-24 Proposed	23-24 Approved	23-24 Adopted	FTE
				1,500	2242	Student Transportation	1,500			
				100	2315	Miscellaneous	100			
				300	2317	Registration	300			
				1,500	4421	Instructional Supplies	1,500			
				500	4422	Operating Supplies	500			
				300	4611	Student Testing Fees	300			
				200	4613	Student Books	200			
356		1,768		1,000	4614	Student Tuition	1,000			
				1,500	4617	Child Care	1,500			
				500	6199	Other Student Aid	500			
17,143		19,355		9,600	6961	Ending Cash Balance	9,600			
-6,400		-3,980		-7,000	8476	Local Grants/Contracts	-7,000			
-11,099		-17,143		-10,000	8899	Beginning Working Capital	-10,000			
<b>0</b>		<b>0</b>		<b>0</b>	<b>Total: Lives in Transition Donation</b>		<b>0</b>			

# Clatsop Community College

## Detail Budget Report

21455115 Education Talent Search ends 2021      **Manager** Dir TRiO Pre-College      **Director** VP Academic Affairs

20-21 Actual	FTE	21-22 Actual	BDG FTE	22-23 Adopted	FTE	Object	23-24 Proposed	23-24 Approved	23-24 Adopted	FTE
171,852	2.76	175,825	2.76	156,453	2.39	114 Service/Supervisory (FT)	190,348			
18,249	0.57	21,458	0.49	21,414	0.49	117 Classified (FT)	20,870			
6,768	0.23	8,277	0.26	8,892	0.26	1217 Classified (PT)	7,930			
291	0.01	439	0.12	3,500	0.12	227 Classified (Temp)	3,500			
				961	1600	*****Fringe Benefits	961			
238		232		180	1612	Life Insurance	215			
606		596		463	1613	Long Term Disability	562			
47,971		47,537		39,780	1614	Medical Insurance	50,327			
410		415		375	1621	Unemployment Insurance	768			
568		524		785	1622	Worker's Compensation	921			
47,069		43,389		39,219	1631	Oregon PERS	48,212			
				375	1632	OR Paid Family Leave	876			
11,892		12,770		11,580	1641	Social Security	13,588			
2,871		2,990		2,708	1642	Medicare	3,178			
2,441		5,386		8,000	2221	In-state Travel	6,000			
				6,000	2231	Out-of-state Travel	3,000			
900		11,018		11,000	2241	Student Travel	5,000			
				150	2242	Student Transportation	150			
1,580		1,088		3,000	2317	Registration	1,500			
1,590		1,590		3,500	3041	Computer Services	1,595			
1,679		1,736		4,500	3061	Dues and Memberships	2,200			
630		578		510	3311	Telephone charges	510			
2		4			3321	Postage				
240		600			4402	Printing				
4,566		964		3,500	4421	Instructional Supplies	500			
867		2,878		5,310	4422	Operating Supplies	3,500			
5,818		200		1,500	4431	PC Software	50			
651		292		1,500	4432	PC Supplies	50			
180		180			4461	Subscriptions/Periodicals				
5		20		150	4611	Student Testing Fees	150			
620		1,574			4612	Student Stipends				

# Clatsop Community College

## Detail Budget Report

21455115 Education Talent Search ends 2021						<i>Manager</i> Dir TRiO Pre-College	<i>Director</i> VP Academic Affairs			
20-21 Actual	FTE	21-22 Actual	BDG FTE	22-23 Adopted	FTE	Object	23-24 Proposed	23-24 Approved	23-24 Adopted	FTE
1,195		3,533		3,000	4615	Student Supplies	3,500			
1,150		15,194		3,000	5571	Non-capitalized Equip	50			
-1					6968	Adjustment Audit Balance/Roundin				
26,582		28,903		27,573	6971	Indirect Cost	2,227			
-359,480		-390,190		-368,878	8376	Federal Grants/Contracts	-372,238			
					8899	Beginning Working Capital				
<b>0</b>	<b>3.57</b>	<b>0</b>	<b>3.63</b>	<b>0</b>	<b>3.26</b>	<b>Total: Education Talent Search ends 2021</b>	<b>0</b>			

# Clatsop Community College

## Detail Budget Report

21455119 Talent Search STEM Project						<i>Manager</i> NOT IN USE	<i>Director</i> NOT IN USE			
20-21 Actual	FTE	21-22 Actual	BDG FTE	22-23 Adopted	FTE	Object	23-24 Proposed	23-24 Approved	23-24 Adopted	FTE
966	0.01					1114 Service/Supervisory (FT)				
1						1612 Life Insurance				
3						1613 Long Term Disability				
174						1614 Medical Insurance				
2						1621 Unemployment Insurance				
3						1622 Worker's Compensation				
222						1631 Oregon PERS				
59						1641 Social Security				
14						1642 Medicare				
115						6971 Indirect Cost				
-1,559						8376 Federal Grants/Contracts				
<b>0 0.01</b>						<b>Total: Talent Search STEM Project</b>				

# Clatsop Community College

## Detail Budget Report

21455125 Upward Bound odd year						<i>Manager</i> Dir TRiO Pre-College	<i>Director</i> VP Academic Affairs			
20-21 Actual	FTE	21-22 Actual	BDG FTE	22-23 Adopted	FTE	Object	23-24 Proposed	23-24 Approved	23-24 Adopted	FTE
135,836	2.08	130,924	2.10	156,453	2.39	114 Service/Supervisory (FT)	136,774			
23,178	0.55	22,382	0.49	21,414	0.49	117 Classified (FT)	20,870			
7,503	0.23	5,212	0.26	8,892	0.29	217 Classified (PT)	7,930			
7,079	0.23	8,605	0.71	8,000	0.29	227 Classified (Temp)	8,000			
				1,000	1600	*****Fringe Benefits	1,000			
189		173		180	1612	Life Insurance	144			
492		458		463	1613	Long Term Disability	391			
37,986		36,080		39,780	1614	Medical Insurance	33,552			
331		334		375	1621	Unemployment Insurance	580			
454		401		785	1622	Worker's Compensation	696			
37,307		32,667		39,219	1631	Oregon PERS	36,426			
				375	1632	OR Paid Family Leave	662			
9,379		9,891		11,580	1641	Social Security	10,266			
2,148		2,309		2,708	1642	Medicare	2,401			
1,664		3,309		2,500	2221	In-state Travel	2,500			
				600	2231	Out-of-state Travel	3,000			
1,823		8,064		3,200	2241	Student Travel	8,500			
1,232		4,271		1,000	2242	Student Transportation	3,800			
740		700		350	2317	Registration	1,800			
1,590		1,590		1,590	3041	Computer Services	1,590			
1,679		1,736		600	3061	Dues and Memberships	1,800			
32		150		267	3161	Property Insurance Prem.	800			
267		208		100	3162	Casualty Insurance Prem.	800			
450		398		100	3311	Telephone charges	450			
2				10	3321	Postage	65			
		225			3451	Vehicle, Boat Repairs				
26		49		1	4402	Printing	500			
14,475		1,754		100	4421	Instructional Supplies	3,500			
927		2,167		100	4422	Operating Supplies	2,500			
3,915				100	4431	PC Software	2,000			
343		687		100	4432	PC Supplies	1,402			



# Clatsop Community College

## Detail Budget Report

21455125 Upward Bound odd year						<i>Manager</i> Dir TRiO Pre-College	<i>Director</i> VP Academic Affairs			
20-21 Actual	FTE	21-22 Actual	BDG FTE	22-23 Adopted	FTE	Object	23-24 Proposed	23-24 Approved	23-24 Adopted	FTE
180						4461 Subscriptions/Periodicals				
8,906		18,724		10,900		4610 Student Summer Meals	21,000			
15		23		15		4611 Student Testing Fees	150			
13,828		11,464		7,000		4612 Student Stipends	7,000			
1,689		4,599		3,500		4614 Student Tuition	1,500			
3,200		3,104		150		4615 Student Supplies	3,500			
1,149				39		5571 Non-capitalized Equip	1,500			
1		-4				6968 Adjustment Audit Balance/Roundin				
23,647		22,229		26,153		6971 Indirect Cost	23,710			
-343,662		-334,883		-349,699		8376 Federal Grants/Contracts	-353,059			
<b>0</b>	<b>3.09</b>	<b>0</b>	<b>3.56</b>	<b>0</b>	<b>3.40</b>	<b>Total: Upward Bound odd year</b>	<b>0</b>			

# Clatsop Community College

## Detail Budget Report

21465237 Benefits Navigator Funding HB2835						<i>Manager</i> Dean Student Success	<i>Director</i> Dean Student Success			
20-21 Actual	FTE	21-22 Actual	BDG FTE	22-23 Adopted	FTE	Object	23-24 Proposed	23-24 Approved	23-24 Adopted	FTE
		13,451		42,619	1.001114	Service/Supervisory (FT)	56,493			
		18		71	1612	Life Insurance	71			
		43		136	1613	Long Term Disability	181			
		3,834		15,912	1614	Medical Insurance	16,775			
		27		85	1621	Unemployment Insurance	198			
		6		179	1622	Worker's Compensation	237			
		1,031		8,950	1631	Oregon PERS	12,428			
				85	1632	OR Paid Family Leave	226			
		822		2,642	1641	Social Security	3,503			
		192		618	1642	Medicare	819			
				20,986	2221	In-state Travel	14,440			
		22		13,991	4402	Printing	7,147			
					4411	Food for Public Events	300			
		1,492		62,959	4422	Operating Supplies	45,415			
					4616	Student Special Events	1,000			
					4631	Student Emergency Relief	10,000			
		-1			6968	Adjustment Audit Balance/Roundin				
		-20,937		-169,233	8276	State Grants/Contracts	-169,233			
		<b>0</b>		<b>0</b>	<b>1.00</b>	<b>Total: Benefits Navigator Funding HB2835</b>		<b>0</b>		

# Clatsop Community College

## *Detail Budget Report*

21468851 CCCF-Food Pantry						<i>Manager</i> VP Academic Affairs	<i>Director</i> VP Academic Affairs			
20-21 Actual	FTE	21-22 Actual	BDG FTE	22-23 Adopted	FTE	Object	23-24 Proposed	23-24 Approved	23-24 Adopted	FTE
						1319 CWS Students	184			
						1600 *****Fringe Benefits	16			
		18				2221 In-state Travel	200			
857		4,167		7,000		4422 Operating Supplies	6,600			
		-1				6968 Adjustment Audit Balance/Roundin				
		-900				7417 Transfer Software Plant				
-857		-3,284				8511 Private Gifts/Contracts				
				-7,000		8899 Beginning Working Capital	-7,000			
<b>0</b>		<b>0</b>		<b>0</b>		<b>Total: CCCF-Food Pantry</b>	<b>0</b>			

# Clatsop Community College

## *Detail Budget Report*

21468853 CCCF-Ford Fam Rural CC COVID						<b>Manager</b> NOT IN USE	<b>Director</b> NOT IN USE			
20-21 Actual	FTE	21-22 Actual	BDG FTE	22-23 Adopted	FTE	Object	23-24 Proposed	23-24 Approved	23-24 Adopted	FTE
9,022		8				4422 Operating Supplies				
-9,022		-8				8511 Private Gifts/Contracts				
<b>0</b>		<b>0</b>		<b>Total: CCCF-Ford Fam Rural CC COVID</b>						

# Clatsop Community College

## *Detail Budget Report*

21468859 CCCF-Olive Bridge Fund						<b>Manager</b> Dir College Foundation	<b>Director</b> Dean Student Success			
20-21 Actual	FTE	21-22 Actual	BDG FTE	22-23 Adopted	FTE	Object	23-24 Proposed	23-24 Approved	23-24 Adopted	FTE
115				19,885	4615	Student Supplies	19,885			
-115				-19,885	8511	Private Gifts/Contracts	-19,885			
<b>0</b>				<b>0</b>		<b>Total: CCCF-Olive Bridge Fund</b>			<b>0</b>	

# Clatsop Community College

## Detail Budget Report

21516265 Grant Support						<i>Manager</i> Grant Specialist	<i>Director</i> Dir Accounting Svcs			
20-21 Actual	FTE	21-22 Actual	BDG FTE	22-23 Adopted	FTE	Object	23-24 Proposed	23-24 Approved	23-24 Adopted	FTE
46,417	1.00	48,340	1.00	50,540	1.00	117 Classified (FT)	51,840			
		-84				1600 *****Fringe Benefits				
71		71		71		1612 Life Insurance	71			
144		153		162		1613 Long Term Disability	166			
14,430		15,214		15,912		1614 Medical Insurance	16,775			
95		97		101		1621 Unemployment Insurance	181			
147		136		212		1622 Worker's Compensation	218			
10,931		11,118		10,613		1631 Oregon PERS	11,405			
				101		1632 OR Paid Family Leave	207			
2,923		2,965		3,133		1641 Social Security	3,214			
683		695		733		1642 Medicare	752			
				600		2221 In-state Travel	600			
938		938		950		3061 Dues and Memberships	950			
-300						4222 Textbook Replacement				
104		484		500		4422 Operating Supplies	500			
		868				5571 Non-capitalized Equip				
69,612						7325 Intrafund Transfers Out				
-146,195		-80,995		-83,628		8825 Overhead Recovery	-86,879			
<b>0</b>	<b>1.00</b>	<b>0</b>	<b>1.00</b>	<b>0</b>	<b>1.00</b>	<b>Total: Grant Support</b>	<b>0</b>			

# Clatsop Community College

## Detail Budget Report

21516267 CARES Act Institution Share

**Manager**  
Dir Accounting Svcs

**Director**  
President

20-21 Actual	FTE	21-22 Actual	BDG FTE	22-23 Adopted	FTE	Object	23-24 Proposed	23-24 Approved	23-24 Adopted	FTE
6,948						1112 Faculty (FT)				
4,140	0.07	44,355		59,140	1.00	1114 Service/Supervisory (FT)				
440						1116 Confident Classified (FT)				
11,183	0.22	13,358		16,504	0.33	1117 Classified (FT)				
795	0.02					1217 Classified (PT)				
		2,000				1222 Faculty (Extra Duty)				
7,965	0.25	1,303	0.28			1227 Classified (Temp)				
		71		103		1612 Life Insurance				
		171		241		1613 Long Term Disability				
		14,058		23,072		1614 Medical Insurance				
13		122		151		1621 Unemployment Insurance				
120		177		317		1622 Worker's Compensation				
645		5,923		15,885		1631 Oregon PERS				
				151		1632 OR Paid Family Leave				
425		3,783		4,690		1641 Social Security				
100		885		1,098		1642 Medicare				
		8,000				3011 Professional Fees				
		47,939				3012 Contracted Services				
27		10				3321 Postage				
199		150				3393 Other Communication Svcs				
4,788		-2,394				3454 Maint/Svc Contracts				
344		2,000				3521 Taxes, Licenses, Permits				
		14				4401 Copying or Duplicating				
25,606		16,226				4421 Instructional Supplies				
45,650		68,090		252,286		4422 Operating Supplies				
33,284		33,025				4427 Non-Taxable Employee Stipend				
1,200						4428 Stipend Online Course Dev				
582,613		56,814				4430 M/S HEERF Conveyance				
7,225		4,302				4431 PC Software				
1,228						4615 Student Supplies				
		300				4616 Student Special Events				

# Clatsop Community College

## Detail Budget Report

21516267 CARES Act Institution Share						<i>Manager</i> Dir Accounting Svcs	<i>Director</i> President			
20-21 Actual	FTE	21-22 Actual	BDG FTE	22-23 Adopted	FTE	Object	23-24 Proposed	23-24 Approved	23-24 Adopted	FTE
		272,184				4619 F/A Awards to Students				
		12,266				5512 Operating Equipment				
54,366						5515 Computer Equipment				
51,239						5551 Network Software				
18,958						5552 PC Software - Administrative				
62,014		113,629				5575 Non-Cap Computer Equip				
		1				6968 Adjustment Audit Balance/Roundin				
73,729		31,367		25,000		6971 Indirect Cost				
-995,244		-750,129		-398,638		8376 Federal Grants/Contracts				
<b>0</b>	<b>0.56</b>	<b>0</b>	<b>0.28</b>	<b>0</b>	<b>1.33</b>	<b>Total: CARES Act Institution Share</b>				



# Clatsop Community College

## Detail Budget Report

21516268 SIP 84.425M HEERF SIP 18004(A)(2) **Manager** Dir Accounting Svcs **Director** VP Finance & Operations

20-21 Actual	FTE	21-22 Actual	BDG FTE	22-23 Adopted	FTE	Object	23-24 Proposed	23-24 Approved	23-24 Adopted	FTE
10,444						4421 Instructional Supplies				
18,331						4422 Operating Supplies				
				90,000		4619 F/A Awards to Students				
26,315						5575 Non-Cap Computer Equip				
-1						6968 Adjustment Audit Balance/Roundin				
4,407						6971 Indirect Cost				
-59,496				-90,000		8376 Federal Grants/Contracts				
<b>0</b>				<b>0</b>		<b>Total: SIP 84.425M HEERF SIP 18004(A)(2)</b>				

# Clatsop Community College

## Detail Budget Report

<i>Manager</i>						<i>Director</i>				
21516269 FIPSE 84.425N HEERF FIPSE 18004( NOT IN USE						NOT IN USE				
20-21 Actual	FTE	21-22 Actual	BDG FTE	22-23 Adopted	FTE	Object	23-24 Proposed	23-24 Approved	23-24 Adopted	FTE
20,676						3012 Contracted Services				
693						3313 Leased Lines				
1,287						4422 Operating Supplies				
7,623						5575 Non-Cap Computer Equip				
2,422						6971 Indirect Cost				
-32,701						8376 Federal Grants/Contracts				
<b>0</b>						<b>Total: FIPSE 84.425N HEERF FIPSE 18004(A)(3</b>				

# Clatsop Community College

## Detail Budget Report

21566194 Exec Leadership Suppt (IGA 18-06)		<i>Manager</i> VP Finance & Operations				<i>Director</i> VP Finance & Operations				
20-21 Actual	FTE	21-22 Actual	BDG FTE	22-23 Adopted	FTE	Object	23-24 Proposed	23-24 Approved	23-24 Adopted	FTE
11,455						3011 Professional Fees				
900						6971 Indirect Cost				
-2,455						7413 Intrafund Transfer In				
-9,900						8276 State Grants/Contracts				
<b>0</b>		<b>Total: Exec Leadership Suppt (IGA 18-06)</b>								

# Clatsop Community College

## Detail Budget Report

21768822 FWS Federal Share						<i>Manager</i> Dir Financial Aid	<i>Director</i> Dean Student Success			
20-21 Actual	FTE	21-22 Actual	BDG FTE	22-23 Adopted	FTE	Object	23-24 Proposed	23-24 Approved	23-24 Adopted	FTE
25,512	1.10	56,158				1311 FWS - On Campus				
5,454	0.25	18,858				1312 FWS - On Campus/Community Svc				
3,644	0.13					1314 FWS - Off Campus/Community Svc				
58		1,696				1315 FWS - On/Tutors				
				102,454		6161 FWS Awards	102,454			
67,786		25,741				6961 Ending Cash Balance				
-102,454		-102,454		-102,454		8376 Federal Grants/Contracts	-102,454			
-16,014		-67,786				8899 Beginning Working Capital				
<b>-16,014</b>	<b>1.47</b>	<b>-67,787</b>		<b>0</b>		<b>Total: FWS Federal Share</b>	<b>0</b>			

# Clatsop Community College

## Detail Budget Report

21768825 FWS College Share						<i>Manager</i> Dir Accounting Svcs	<i>Director</i> VP Finance & Operations			
20-21 Actual	FTE	21-22 Actual	BDG FTE	22-23 Adopted	FTE	Object	23-24 Proposed	23-24 Approved	23-24 Adopted	FTE
60						1312 FWS - On Campus/Community Svc				
			0.12			1319 CWS Students				
				2,500		1600 *****Fringe Benefits	2,500			
416		787				1622 Worker's Compensation				
25						1631 Oregon PERS				
537		328				1641 Social Security				
175		77				1642 Medicare				
1		-1				6968 Adjustment Audit Balance/Roundin ~				
-1,214		-1,191		-2,500		7231 Transfer From GF	-2,500			
<b>0</b>	<b>0.00</b>	<b>0</b>	<b>0.12</b>	<b>0</b>		<b>Total: FWS College Share</b>	<b>0</b>			

# Clatsop Community College

## Detail Budget Report

21768828 SEOG Fed Share				<i>Manager</i> Dir Financial Aid		<i>Director</i> Dean Student Success				
20-21 Actual	FTE	21-22 Actual	BDG FTE	22-23 Adopted	FTE	Object	23-24 Proposed	23-24 Approved	23-24 Adopted	FTE
170,118		140,143		96,216	4619	F/A Awards to Students	96,216			
-73,902		-43,927				6961 Ending Cash Balance				
-96,216		-96,216		-96,216	8376	Federal Grants/Contracts	-96,216			
16,014		73,902			8899	Beginning Working Capital				
<b>16,014</b>		<b>73,902</b>		<b>0</b>		<b>Total: SEOG Fed Share</b>	<b>0</b>			

# Clatsop Community College

## Detail Budget Report

21768831 SEOG College Share						<i>Manager</i> NOT IN USE	<i>Director</i> NOT IN USE			
20-21 Actual	FTE	21-22 Actual	BDG FTE	22-23 Adopted	FTE	Object	23-24 Proposed	23-24 Approved	23-24 Adopted	FTE
6,116		18,186				6961 Ending Cash Balance				
			1			6968 Adjustment Audit Balance/Roundin				
-6,116		-18,186				7231 Transfer From GF				
		-6,116				8899 Beginning Working Capital				
<b>0</b>		<b>-6,115</b>				<b>Total: SEOG College Share</b>				

# Clatsop Community College

## Detail Budget Report

21768834 Pell Grant		<i>Manager</i> Dir Financial Aid				<i>Director</i> Dean Student Success				
20-21 Actual	FTE	21-22 Actual	BDG FTE	22-23 Adopted	FTE	Object	23-24 Proposed	23-24 Approved	23-24 Adopted	FTE
1,080,744		971,466		1,171,000	4619	F/A Awards to Students	1,171,000			
-1,080,744		-971,466		-1,171,000	8376	Federal Grants/Contracts	-1,171,000			
<i>0</i>		<i>0</i>		<i>0</i>		<i>Total: Pell Grant</i>	<i>0</i>			



# Clatsop Community College

## Detail Budget Report

21768837 Direct Loan		<i>Manager</i> Dir Financial Aid				<i>Director</i> Dean Student Success				
20-21 Actual	FTE	21-22 Actual	BDG FTE	22-23 Adopted	FTE	Object	23-24 Proposed	23-24 Approved	23-24 Adopted	FTE
				1	4619	F/A Awards to Students		1		
162,135		140,373		225,654	4620	Subsidized Loans		225,654		
225,742		230,412		233,605	4622	Unsubsidized Loans		233,605		
-387,877		-370,785		-459,260	8376	Federal Grants/Contracts		-459,260		
<b>0</b>		<b>0</b>		<b>0</b>		<b>Total: Direct Loan</b>		<b>0</b>		

# Clatsop Community College

## Detail Budget Report

21768839 Higher Ed Emer Relief Fund				<b>Manager</b> Dir Accounting Srvcs		<b>Director</b> VP Finance & Operations				
20-21 Actual	FTE	21-22 Actual	BDG FTE	22-23 Adopted	FTE	Object	23-24 Proposed	23-24 Approved	23-24 Adopted	FTE
219,021		750,114		400,000	4619	F/A Awards to Students				
-219,021		-750,114		-400,000	8376	Federal Grants/Contracts				
0		0		0	<b>Total: Higher Ed Emer Relief Fund</b>					

# Clatsop Community College

## *Detail Budget Report*

21768850 CCCF Scholarships						<i>Manager</i> Dir Accounting Srvcs	<i>Director</i> Dir College Foundation			
20-21 Actual	FTE	21-22 Actual	BDG FTE	22-23 Adopted	FTE	Object	23-24 Proposed	23-24 Approved	23-24 Adopted	FTE
130,381		223,656		173,166	4619	F/A Awards to Students	173,166			
		54,068		1	4630	Biking for Books		1		
-130,381		-277,724		-173,167	8511	Private Gifts/Contracts	-173,167			
<i>0</i>		<i>0</i>		<i>0</i>		<i>Total: CCCF Scholarships</i>	<i>0</i>			

# Clatsop Community College

## Detail Budget Report

21768852 CCCF - Meyer Memorial A4EE      **Manager** Proj Coord, Alliance for Equity in      **Director** Dir Lives in Transition & DEI

20-21 Actual	FTE	21-22 Actual	BDG FTE	22-23 Adopted	FTE	Object	23-24 Proposed	23-24 Approved	23-24 Adopted	FTE
37,275	0.77	27,429	0.77	33,716	0.67	114 Service/Supervisory (FT)				
71		39		47		1612 Life Insurance				
118		82		108		1613 Long Term Disability				
14,430		8,246		10,581		1614 Medical Insurance				
75		55		67		1621 Unemployment Insurance				
106		77		142		1622 Worker's Compensation				
8,573		5,256		7,080		1631 Oregon PERS				
				67		1632 OR Paid Family Leave				
2,014		1,670		2,090		1641 Social Security				
471		390		489		1642 Medicare				
31				1		2221 In-state Travel				
3,000		1,625		1		3012 Contracted Services				
1,400				1		3021 Honoraria, Speakers				
5						3393 Other Communication Svcs				
		762		1		4411 Food for Public Events				
194		350		1		4422 Operating Supplies				
211						4431 PC Software				
38,894						6961 Ending Cash Balance				
		-1				6968 Adjustment Audit Balance/Roundin				
-61,100		-7,086		-54,392		8511 Private Gifts/Contracts				
-45,768		-38,894				8899 Beginning Working Capital				
<b>0</b>	<b>0.77</b>	<b>0</b>	<b>0.77</b>	<b>0</b>	<b>0.67</b>	<b>Total: CCCF - Meyer Memorial A4EE</b>				

# Clatsop Community College

## *Detail Budget Report*

21768854 CCCF Historic Preservation				<i>Manager</i> Prochaska		<i>Director</i> Dir College Foundation				
20-21 Actual	FTE	21-22 Actual	BDG FTE	22-23 Adopted	FTE	Object	23-24 Proposed	23-24 Approved	23-24 Adopted	FTE
4,493		1,444		6,500	4421	Instructional Supplies	6,500			
				1	4619	F/A Awards to Students		1		
-4,493		-1,444		-6,501	8511	Private Gifts/Contracts	-6,501			
<b>0</b>		<b>0</b>		<b>0</b>	<b>Total: CCCF Historic Preservation</b>		<b>0</b>			

# Clatsop Community College

## Detail Budget Report

21768855 CCCF Special Appeal Project						<i>Manager</i> Dir College Foundation	<i>Director</i> Dir College Foundation			
20-21 Actual	FTE	21-22 Actual	BDG FTE	22-23 Adopted	FTE	Object	23-24 Proposed	23-24 Approved	23-24 Adopted	FTE
				1	3014	Artistic & Graphic		1		
				1	3451	Vehicle, Boat Repairs		1		
		1,138			3454	Maint/Svc Contracts				
4,071		1,959		1	4421	Instructional Supplies		1		
		2,875			4441	Fuel, Oil, & Tires				
		4,890			4451	Tools				
		1,064			4472	Awards and Gifts				
		1,914			4616	Student Special Events				
		51,765		1	5511	Instructional Equipment		1		
		8,808		1	5571	Non-capitalized Equip		1		
		-1			6968	Adjustment Audit Balance/Roundin				
-4,071		-74,412		-5	8511	Private Gifts/Contracts		-5		
<b>0</b>		<b>0</b>		<b>0</b>	<b>Total: CCCF Special Appeal Project</b>			<b>0</b>		

# Clatsop Community College

## Detail Budget Report

21768860 Need Based-State						<i>Manager</i> Dir Financial Aid	<i>Director</i> Dean Student Success			
20-21 Actual	FTE	21-22 Actual	BDG FTE	22-23 Adopted	FTE	Object	23-24 Proposed	23-24 Approved	23-24 Adopted	FTE
194,462		294,931		288,450	4619	F/A Awards to Students	288,450			
157,632		120,234		169,500	4627	Oregon Promise Reward	169,500			
-7,477					7413	Intrafund Transfer In				
-189,369		-294,931		-288,450	8228	State Need Grant	-288,450			
-155,248		-120,234		-169,500	8229	Oregon Promise Revenue	-169,500			
<b>0</b>						<b>Total: Need Based-State</b>	<b>0</b>			

# Clatsop Community College

## *Detail Budget Report*

21768874 CCCF Swenson Fund						<b>Manager</b> NOT IN USE	<b>Director</b> NOT IN USE			
20-21 Actual	FTE	21-22 Actual	BDG FTE	22-23 Adopted	FTE	Object	23-24 Proposed	23-24 Approved	23-24 Adopted	FTE
				1	4613	Student Books	1			
				1	5575	Non-Cap Computer Equip	1			
				-2	8511	Private Gifts/Contracts	-2			
				<b>0</b>		<b>Total: CCCF Swenson Fund</b>	<b>0</b>			



# Clatsop Community College

## Detail Budget Report

21768875 Syvanen Estate (CCCF)						<i><b>Manager</b></i> Dir Accounting Svcs	<i><b>Director</b></i> Dir College Foundation			
20-21 Actual	FTE	21-22 Actual	BDG FTE	22-23 Adopted	FTE	Object	23-24 Proposed	23-24 Approved	23-24 Adopted	FTE
2,012		3,349		3,770	4421	Instructional Supplies	3,770			
-2,012		-3,349		-3,770	8511	Private Gifts/Contracts	-3,770			
<i>0</i>		<i>0</i>		<i>0</i>	<i>Total: Syvanen Estate (CCCF)</i>		<i>0</i>			

# Clatsop Community College

## Detail Budget Report

21768876 Rochester (CCCF) Meteorology						<i><b>Manager</b></i> Dir Accounting Svcs	<i><b>Director</b></i> Dir College Foundation			
20-21 Actual	FTE	21-22 Actual	BDG FTE	22-23 Adopted	FTE	Object	23-24 Proposed	23-24 Approved	23-24 Adopted	FTE
3,792		10,483		12,965	4421	Instructional Supplies	12,965			
-3,792		-10,483		-12,965	8511	Private Gifts/Contracts	-12,965			
<b>0</b>		<b>0</b>		<b>0</b>	<b>Total: Rochester (CCCF) Meteorology</b>				<b>0</b>	

# Clatsop Community College

## Detail Budget Report

21768880 Sather		<i>Manager</i> Dir Accounting Svcs				<i>Director</i> Dir College Foundation				
20-21 Actual	FTE	21-22 Actual	BDG FTE	22-23 Adopted	FTE	Object	23-24 Proposed	23-24 Approved	23-24 Adopted	FTE
600				4,581	3014	Artistic & Graphic	4,581			
-600				-4,581	8511	Private Gifts/Contracts	-4,581			
<i>0</i>				<i>0</i>		<i>Total: Sather</i>	<i>0</i>			

# Clatsop Community College

## *Detail Budget Report*

21966600 College-wide Projects						<i>Manager</i> VP Finance & Operations	<i>Director</i> VP Finance & Operations			
20-21 Actual	FTE	21-22 Actual	BDG FTE	22-23 Adopted	FTE	<i>Object</i>	23-24 Proposed	23-24 Approved	23-24 Adopted	FTE
				250,000	6951	Other Miscellaneous	250,000			
				-250,000	8815	Miscellaneous Revenue	-250,000			
				<b>0</b>		<b>Total: College-wide Projects</b>				<b>0</b>

# Plant Funds

**Unexpended Plant:** Pages

Summary by Object:

Revenues	ORS 294.361 .....	245
Transfers .....		246

Expenditures:

Summarized by object code (sorted by object code)	ORS 294.356 .....	247 - 250
Summarized by function Summary includes Expenditures, Revenues, & Transfers	ORS 294.356 .....	251
Summarized by organization code (sorted by organization code by location within function)	ORS 294.356 .....	252

Detail by organization codes (sorted by organization code by location within function)	ORS 294.356 .....	253 - 255
---	-------------------	-----------

**Plant Fund Debt Service:**

Summary by Object:

Revenues	ORS 294.361 .....	257
Transfers .....		258

Expenditures:

Summarized by object code	ORS 294.356 .....	259
Summarized by function Summary includes Expenditures, Revenues, & Transfers	ORS 294.356 .....	260
Summarized by organization code (sorted by organization code by location within function)	ORS 294.356 .....	261

Detail by organization codes (sorted by organization code by location within function)	ORS 294.356 .....	263 - 265
---	-------------------	-----------



# Clatsop Community College

## Summary by Object Code

### Revenues

41 Unexpended Plant Fund

20-21 Actual	FTE	21-22 Actual	BDG FTE	22-23 Adopted	FTE	Object	23-24 Proposed	23-24 Approved	23-24 Adopted	FTE
-1,021,591		-612,992		-830,000		8421 Timber Sales	-718,822			
-58,421						8476 Local Grants/Contracts				
-12,600						8511 Private Gifts/Contracts				
				-4,000,000		8710 Migration Loan Proceeds				
-1,900						8815 Miscellaneous Revenue				
-212,808		-178,148				8899 Beginning Working Capital	-2,876,038			
<b>-1,307,320</b>		<b>-791,140</b>		<b>-4,830,000</b>		<b>Total: Revenues</b>	<b>-3,594,860</b>			
						<b>Unexpended Plant Fund</b>				

# Clatsop Community College

## Summary by Object Code

### Transfers

41 Unexpended Plant Fund

20-21 Actual	FTE	21-22 Actual	BDG FTE	22-23 Adopted	FTE	Object	23-24 Proposed	23-24 Approved	23-24 Adopted	FTE
548,500		545,450		551,350		7315 Transfers to Debt Service	690,294			
		430,745				7325 Intrafund Transfers Out				
		-430,745				7413 Intrafund Transfer In				
<b>548,500</b>		<b>545,450</b>		<b>551,350</b>		<b>Total: Transfers</b>	<b>690,294</b>			
						<b>Unexpended Plant Fund</b>				



# Clatsop Community College

## Summary by Object Code

### Expenditures

21 Restricted Fund

20-21 Actual	FTE	21-22 Actual	BDG FTE	22-23 Adopted	FTE	Object	23-24 Proposed	23-24 Approved	23-24 Adopted	FTE
7,268						1112 Faculty (FT)				
5,240	0.50	10,686	0.10			1113 Administrative (FT)				
796,558	12.24	831,522	12.19	906,831	14.00	1114 Service/Supervisory (FT)	1,049,222			
440						1116 Confident Classified (FT)				
123,695	2.92	145,412	2.89	150,904	3.22	1117 Classified (FT)	131,261			
12,550	0.16	18,560	0.25	21,681	0.25	1212 Faculty (PT)	31,706			
39,131	1.17	38,503	1.16	45,141	1.27	1217 Classified (PT)	43,907			
3,083	0.04	9,795	0.01	12,420	0.18	1222 Faculty (Extra Duty)	5,581			
11,700	0.40	37,890	0.20	11,500	0.20	1224 Service/Supervisory (Temp)	11,500			
101,542	3.56	101,609	5.52	136,045	4.58	1227 Classified (Temp)	143,812			
25,512	1.10	56,158				1311 FWS - On Campus				
5,514	0.25	18,858				1312 FWS - On Campus/Community Svc				
3,644	0.13					1314 FWS - Off Campus/Community Svc				
58		1,696				1315 FWS - On/Tutors				
			0.12			1319 CWS Students	184			
		-40				1514 Jury Duty reimbursement				
		-84		35,580		1600 *****Fringe Benefits	37,078			
1,087		1,153		1,223		1612 Life Insurance	1,264			
2,800		3,976		3,171		1613 Long Term Disability	3,548			
219,973		239,212		272,411		1614 Medical Insurance	297,153			
2,161		2,397		2,206		1621 Unemployment Insurance	4,279			
3,563		3,980		4,626		1622 Worker's Compensation	5,137			
229,030		231,467		231,315		1631 Oregon PERS	269,057			
				2,206		1632 OR Paid Family Leave	4,890			
64,756		73,392		68,295		1641 Social Security	75,828			
15,293		17,135		15,974		1642 Medicare	17,735			
23,093		25,500		69,203		2221 In-state Travel	52,048			
6,042		18,454		24,456		2231 Out-of-state Travel	29,001			

# Clatsop Community College

## Summary by Object Code

### Expenditures

21 Restricted Fund

20-21 Actual	FTE	21-22 Actual	BDG FTE	22-23 Adopted	FTE	Object	23-24 Proposed	23-24 Approved	23-24 Adopted	FTE
2,723		19,082		14,200		2241 Student Travel	13,500			
1,232		7,046		9,250		2242 Student Transportation	12,050			
				100		2315 Miscellaneous	100			
9,275		7,261		4,850		2317 Registration	5,100			
11,455		8,000				3011 Professional Fees				
26,976		51,114		2,001		3012 Contracted Services	2,000			
600				5,082		3014 Artistic & Graphic	4,782			
1,500				440		3021 Honoraria, Speakers	2,939			
7,020		17,420		25,324		3022 Non-employee Wages	25,324			
273		1,294		4,815		3023 Non-employee Benefits	4,815			
				500		3031 Contracted Food Service	500			
3,180		3,180		5,090		3041 Computer Services	3,185			
9,000		9,000		9,000		3054 Space rent or lease	9,000			
6,095		7,216		10,891		3061 Dues and Memberships	9,791			
32		150		267		3161 Property Insurance Prem.	800			
267		208		100		3162 Casualty Insurance Prem.	800			
1,080		976		710		3311 Telephone charges	1,060			
693						3313 Leased Lines				
157		160		134		3321 Postage	189			
				350		3392 Newspaper Services	350			
3,913		793		4,000		3393 Other Communication Svcs	2,500			
		225		1		3451 Vehicle, Boat Repairs	1			
4,788		-1,256				3454 Maint/Svc Contracts				
344		2,045				3521 Taxes, Licenses, Permits				
-300						4222 Textbook Replacement				
		14		200		4401 Copying or Duplicating	200			
266		1,061		16,017		4402 Printing	9,172			
282		762		3,651		4411 Food for Public Events	4,941			

# Clatsop Community College

## Summary by Object Code

### Expenditures

21 Restricted Fund

20-21 Actual	FTE	21-22 Actual	BDG FTE	22-23 Adopted	FTE	Object	23-24 Proposed	23-24 Approved	23-24 Adopted	FTE
98,682		64,893		48,187		4421 Instructional Supplies	85,826			
102,906		89,577		366,856		4422 Operating Supplies	95,473			
33,284		33,025				4427 Non-Taxable Employee Stipend				
1,200						4428 Stipend Online Course Dev				
582,613		56,814				4430 M/S HEERF Conveyance				
21,983		30,876		5,010		4431 PC Software	5,460			
994		979		1,600		4432 PC Supplies	1,452			
		2,875				4441 Fuel, Oil, & Tires				
		15,454		6,500		4451 Tools	6,500			
3,446		2,279		3,186		4461 Subscriptions/Periodicals	3,925			
589		1,064		1,803		4472 Awards and Gifts	1,803			
405,055		19,376		15,000		4474 Grants	15,000			
8,906		18,724		10,900		4610 Student Summer Meals	21,000			
20		43		3,482		4611 Student Testing Fees	3,617			
14,448		13,038		7,000		4612 Student Stipends	7,000			
		1,134		201		4613 Student Books	201			
2,045		6,367		4,501		4614 Student Tuition	2,501			
9,436		8,572		40,335		4615 Student Supplies	44,593			
3,375		5,958		1		4616 Student Special Events	1,001			
				1,500		4617 Child Care	1,500			
1,806,966		2,662,494		2,228,834		4619 F/A Awards to Students	1,738,834			
162,135		140,373		225,654		4620 Subsidized Loans	225,654			
225,742		230,412		233,605		4622 Unsubsidized Loans	233,605			
157,632		120,234		169,500		4627 Oregon Promise Reward	169,500			
		54,068		1		4630 Biking for Books	1			
						4631 Student Emergency Relief	10,000			
		51,765		1		5511 Instructional Equipment	1			
		12,266				5512 Operating Equipment				

# Clatsop Community College

## Summary by Object Code

### Expenditures

21 Restricted Fund

20-21 Actual	FTE	21-22 Actual	BDG FTE	22-23 Adopted	FTE	Object	23-24 Proposed	23-24 Approved	23-24 Adopted	FTE
54,366						5515 Computer Equipment				
		4,720				5522 Building Alterations				
51,239						5551 Network Software				
18,958						5552 PC Software - Administrative				
		4,700				5561 Library Books				
52,675		81,438		58,068		5571 Non-capitalized Equip	85,116			
119,632		143,676		1		5575 Non-Cap Computer Equip	2,626			
				102,454		6161 FWS Awards	102,454			
		9,340		15,500		6199 Other Student Aid	14,648			
				250,000		6951 Other Miscellaneous	250,000			
318,280		240,355		117,078		6961 Ending Cash Balance	41,266			
-1		-8				6968 Adjustment Audit Balance/Roundin ^				
179,393		138,645		126,617		6971 Indirect Cost	58,886			
<b>6,230,583</b>	<b>22.46</b>	<b>6,288,508</b>	<b>22.44</b>	<b>6,175,536</b>	<b>23.70</b>	<b>Total: Expenditures Restricted Fund</b>	<b>5,556,733</b>			

# Clatsop Community College

## Summary by Function

### 41 Unexpended Plant Fund

#### Revenues

20-21 Actual	FTE	21-22 Actual	BDG FTE	22-23 Adopted	FTE	Function	23-24 Proposed	23-24 Approved	23-24 Adopted	FTE
429,995		430,745		-4,000,000		0 Undistributed	-1,876,038			
-1,737,315		-1,221,885		-830,000		6 Plant Operation & Maintenance	-1,718,822			
<b>-1,307,320</b>		<b>-791,140</b>		<b>-4,830,000</b>		<b>Total: Revenues</b>	<b>-3,594,860</b>			

#### Expenditures

20-21 Actual	FTE	21-22 Actual	BDG FTE	22-23 Adopted	FTE	Function	23-24 Proposed	23-24 Approved	23-24 Adopted	FTE
-429,995				4,000,000	5.76	0 Undistributed	1,876,038			
1,188,815		245,690		278,650		6 Plant Operation & Maintenance	1,028,528			
<b>758,820</b>	<b>0.00</b>	<b>245,690</b>		<b>4,278,650</b>	<b>5.76</b>	<b>Total: Expenditures</b>	<b>2,904,566</b>			<b>0.00</b>

#### Transfers

20-21 Actual	FTE	21-22 Actual	BDG FTE	22-23 Adopted	FTE	Function	23-24 Proposed	23-24 Approved	23-24 Adopted	FTE
		-430,745				0 Undistributed				
548,500		976,195		551,350		6 Plant Operation & Maintenance	690,294			
<b>548,500</b>		<b>545,450</b>		<b>551,350</b>		<b>Total: Transfers</b>	<b>690,294</b>			

# Clatsop Community College

## Summary by Organization

### Expenditures

41 Unexpended Plant Fund

20-21 Actual	FTE	21-22 Actual	BDG FTE	22-23 Adopted	FTE	Organization	23-24 Proposed	23-24 Approved	23-24 Adopted	FTE
						41000000 UNEXPENDED PLANT FUN				
-429,995						41004025 MERTS - Maritime II				
				4,000,000	5.76	41004026 ERP Project 2022	1,876,038			
<b>-429,995</b>		<b>0</b>		<b>4,000,000</b>	<b>5.76</b>	<b>Total: Undistributed</b>	<b>1,876,038</b>			<b>0.00</b>
1,188,815		245,690		278,650		41669200 Capital Improvements	1,028,528			
<b>1,188,815</b>	<b>0.00</b>	<b>245,690</b>		<b>278,650</b>		<b>Total: Plant Operation &amp; Maintenance</b>	<b>1,028,528</b>			
<b>758,820</b>	<b>0.00</b>	<b>245,690</b>		<b>4,278,650</b>	<b>5.76</b>	<b>Total: Expenditures Unexpended Plant Fund</b>	<b>2,904,566</b>			<b>0.00</b>

# Clatsop Community College

## Detail Budget Report

41004025 MERTS - Maritime II						<i>Manager</i> VP Finance & Operations	<i>Director</i> VP Finance & Operations			
20-21 Actual	FTE	21-22 Actual	BDG FTE	22-23 Adopted	FTE	Object	23-24 Proposed	23-24 Approved	23-24 Adopted	FTE
750						3011 Professional Fees				
-430,745						6969 ENDING CASH - UNRESTRICTED				
		-430,745				7413 Intrafund Transfer In				
429,995		430,745				8899 Beginning Working Capital				
<b>0</b>		<b>0</b>				<b>Total: MERTS - Maritime II</b>				

# Clatsop Community College

## Detail Budget Report

41004026 ERP Project 2022

**Manager**  
Dir Accounting Svcs

**Director**  
President

20-21 Actual	FTE	21-22 Actual	BDG FTE	22-23 Adopted	FTE	Object	23-24 Proposed	23-24 Approved	23-24 Adopted	FTE
						1113 Administrative (FT)	13,683			
						1114 Service/Supervisory (FT)	65,813			
						1116 Confident Classified (FT)	7,194			
						1117 Classified (FT)	52,680			
				180,000	5.76	1227 Classified (Temp)	124,358			
				78,528		1600 *****Fringe Benefits	62,980			
						1612 Life Insurance	106			
						1613 Long Term Disability	347			
						1614 Medical Insurance	23,486			
						1621 Unemployment Insurance	488			
						1622 Worker's Compensation	584			
						1631 Oregon PERS	30,662			
						1632 OR Paid Family Leave	558			
						1641 Social Security	8,640			
						1642 Medicare	2,020			
		9,500		10,000		3012 Contracted Services	10,000			
						3022 Non-employee Wages	1			
				65,000		3041 Computer Services	65,000			
				2,000		3454 Maint/Svc Contracts	2,000			
				30,000		3533 Cost of Borrowing				
				3,634,472		5551 Network Software	1,405,438			
		-9,500				6969 ENDING CASH - UNRESTRICTED				
				-4,000,000		8710 Migration Loan Proceeds				
						8899 Beginning Working Capital	-1,876,038			
		0		0	5.76	<b>Total: ERP Project 2022</b>	0			



# Clatsop Community College

## Detail Budget Report

41669200 Capital Improvements				<i>Manager</i> VP Finance & Operations		<i>Director</i> VP Finance & Operations				
20-21 Actual	FTE	21-22 Actual	BDG FTE	22-23 Adopted	FTE	Object	23-24 Proposed	23-24 Approved	23-24 Adopted	FTE
28						1227 Classified (Temp)				
2						1641 Social Security				
4,433						3012 Contracted Services				
31,000						3454 Maint/Svc Contracts				
				100,000		5511 Instructional Equipment				
45,566						5524 Construction in Progress				
498,893						5551 Network Software				
		32,127				5571 Non-capitalized Equip	28,528			
608,893		213,563				6969 ENDING CASH - UNRESTRICTED				
				178,650		6999 Contingency	1,000,000			
548,500		545,450		551,350		7315 Transfers to Debt Service	690,294			
		430,745				7325 Intrafund Transfers Out				
-1,021,591		-612,992		-830,000		8421 Timber Sales	-718,822			
-58,421						8476 Local Grants/Contracts				
-12,600						8511 Private Gifts/Contracts				
-1,900						8815 Miscellaneous Revenue				
-642,803		-608,893				8899 Beginning Working Capital	-1,000,000			
<b>0</b>	<b>0.00</b>	<b>0</b>		<b>0</b>		<b>Total: Capital Improvements</b>	<b>0</b>			



# Clatsop Community College

## Summary by Object Code

### Revenues

42 Plant Debt Service Fund

20-21 Actual	FTE	21-22 Actual	BDG FTE	22-23 Adopted	FTE	Object	23-24 Proposed	23-24 Approved	23-24 Adopted	FTE
-952,378		-956,258		-965,660		8436 Property Tax - Debt Service	-968,343			
-1,200						8899 Beginning Working Capital				
<b>-953,578</b>		<b>-956,258</b>		<b>-965,660</b>		<b>Total: Revenues</b>	<b>-968,343</b>			
						<i>Plant Debt Service Fund</i>				

# Clatsop Community College

## Summary by Object Code

### Transfers

42 Plant Debt Service Fund

20-21 Actual	FTE	21-22 Actual	BDG FTE	22-23 Adopted	FTE	Object	23-24 Proposed	23-24 Approved	23-24 Adopted	FTE
-548,500		-545,450		-551,350	7415	Transfer Equip Plant	-690,294			
<b>-548,500</b>		<b>-545,450</b>		<b>-551,350</b>		<b>Total: Transfers</b>	<b>-690,294</b>			
						<b>Plant Debt Service</b>				
						<b>Fund</b>				

# Clatsop Community College

## Summary by Object Code

### Expenditures

42 Plant Debt Service Fund

20-21 Actual	FTE	21-22 Actual	BDG FTE	22-23 Adopted	FTE	Object	23-24 Proposed	23-24 Approved	23-24 Adopted	FTE
366,528		336,158		301,460		3561 Interest	404,037			
550		550		550		3591 Other Fees	600			
1,135,000		1,165,000		1,215,000		6998 DEBT SERVICE PRINCIPAL	1,254,000			
<b>1,502,078</b>		<b>1,501,708</b>		<b>1,517,010</b>		<b>Total: Expenditures Plant Debt Service Fund</b>	<b>1,658,637</b>			

# Clatsop Community College

## Summary by Function

### 42 Plant Debt Service Fund

#### Revenues

20-21 Actual	FTE	21-22 Actual	BDG FTE	22-23 Adopted	FTE	Function	23-24 Proposed	23-24 Approved	23-24 Adopted	FTE
-953,578		-956,258		-965,660		6 Plant Operation & Maintenance	-968,343			
<b>-953,578</b>		<b>-956,258</b>		<b>-965,660</b>		<b>Total: Revenues</b>	<b>-968,343</b>			

#### Expenditures

20-21 Actual	FTE	21-22 Actual	BDG FTE	22-23 Adopted	FTE	Function	23-24 Proposed	23-24 Approved	23-24 Adopted	FTE
1,502,078		1,501,708		1,517,010		6 Plant Operation & Maintenance	1,658,637			
<b>1,502,078</b>		<b>1,501,708</b>		<b>1,517,010</b>		<b>Total: Expenditures</b>	<b>1,658,637</b>			

#### Transfers

20-21 Actual	FTE	21-22 Actual	BDG FTE	22-23 Adopted	FTE	Function	23-24 Proposed	23-24 Approved	23-24 Adopted	FTE
-548,500		-545,450		-551,350		6 Plant Operation & Maintenance	-690,294			
<b>-548,500</b>		<b>-545,450</b>		<b>-551,350</b>		<b>Total: Transfers</b>	<b>-690,294</b>			

# Clatsop Community College Summary by Organization

## Expenditures

42 Plant Debt Service Fund

<b>20-21 Actual</b>	<b>FTE</b>	<b>21-22 Actual</b>	<b>BDG FTE</b>	<b>22-23 Adopted</b>	<b>FTE</b>	<b>Organization</b>	<b>23-24 Proposed</b>	<b>23-24 Approved</b>	<b>23-24 Adopted</b>	<b>FTE</b>
549,250		545,450		551,350		42669200 Debt Service Cap. Improv	690,294			
385,028		394,108		407,910		42669205 GO Bonds, Series 2009/201	415,343			
567,800		562,150		557,750		42669206 GO Bonds, Series 2015	553,000			
<b>1,502,078</b>		<b>1,501,708</b>		<b>1,517,010</b>		<b>Total: Plant Operation &amp; Maintenance</b>	<b>1,658,637</b>			
<b>1,502,078</b>		<b>1,501,708</b>		<b>1,517,010</b>		<b>Total: Expenditures Plant Debt Service Fund</b>	<b>1,658,637</b>			





# Clatsop Community College

## Detail Budget Report

42669200 Debt Service Cap. Improv						<i>Manager</i> VP Finance & Operations	<i>Director</i> VP Finance & Operations			
20-21 Actual	FTE	21-22 Actual	BDG FTE	22-23 Adopted	FTE	Object	23-24 Proposed	23-24 Approved	23-24 Adopted	FTE
89,250		75,450		61,350	3561	Interest	185,294			
460,000		470,000		490,000	6998	DEBT SERVICE PRINCIPAL	505,000			
-548,500		-545,450		-551,350	7415	Transfer Equip Plant	-690,294			
-750					8899	Beginning Working Capital				
<b>0</b>		<b>0</b>		<b>0</b>		<b>Total: Debt Service Cap. Improv</b>	<b>0</b>			

# Clatsop Community College

## Detail Budget Report

42669205 GO Bonds, Series 2009/2016						<i>Manager</i> VP Finance & Operations	<i>Director</i> VP Finance & Operations			
20-21 Actual	FTE	21-22 Actual	BDG FTE	22-23 Adopted	FTE	Object	23-24 Proposed	23-24 Approved	23-24 Adopted	FTE
65,028		59,108		52,910	3561	Interest	46,343			
320,000		335,000		355,000	6998	DEBT SERVICE PRINCIPAL	369,000			
-384,528		-394,108		-407,910	8436	Property Tax - Debt Service	-415,343			
-500					8899	Beginning Working Capital				
<b>0</b>		<b>0</b>		<b>0</b>		<b>Total: GO Bonds, Series 2009/2016</b>	<b>0</b>			

# Clatsop Community College

## Detail Budget Report

42669206 GO Bonds, Series 2015						<i>Manager</i> VP Finance & Operations	<i>Director</i> VP Finance & Operations			
20-21 Actual	FTE	21-22 Actual	BDG FTE	22-23 Adopted	FTE	Object	23-24 Proposed	23-24 Approved	23-24 Adopted	FTE
212,250		201,600		187,200	3561	Interest	172,400			
550		550		550	3591	Other Fees	600			
355,000		360,000		370,000	6998	DEBT SERVICE PRINCIPAL	380,000			
-567,850		-562,150		-557,750	8436	Property Tax - Debt Service	-553,000			
50					8899	Beginning Working Capital				
<b>0</b>		<b>0</b>		<b>0</b>		<b>Total: GO Bonds, Series 2015</b>	<b>0</b>			



# Clubs and Organizations Fund

Pages

Summary by Object:

Revenues	ORS 294.361 .....	269
Transfers .....		270

Expenditures:

Summarized by object code (sorted by object code)	ORS 294.356 .....	271
Summarized by function Summary includes Expenditures, Revenues, & Transfers	ORS 294.356 .....	272
Summarized by organization code (sorted by organization code by location within function)	ORS 294.356 .....	273

Detail by organization codes (sorted by organization code by location within function)	ORS 294.356 .....	275 - 290
---	-------------------	-----------



# Clatsop Community College

## Summary by Object Code

### Revenues

54 Clubs and Organizations Fund

20-21 Actual	FTE	21-22 Actual	BDG FTE	22-23 Adopted	FTE	Object	23-24 Proposed	23-24 Approved	23-24 Adopted	FTE
-12,000		-595		-12,453		8511 Private Gifts/Contracts	-12,453			
-1,550						8642 Sales and Services				
				-357		8815 Miscellaneous Revenue	-357			
-10,364		-9,962		-10,415		8821 Special Event Revenue	-10,415			
-369		-160		-2,275		8823 Membership Income	-2,275			
				-50		8824 Locker Rental Income	-50			
-1,110				-1,000		8827 PTK Sponsorships	-1,000			
-4,532		-4,139				8836 Student Activity Fee				
-41,095		-60,459		-37,043		8899 Beginning Working Capital	-38,668			
				-2,000		8932 Food Sales	-2,000			
-342		-448		-2,500		8934 Vending Machine Sales	-2,500			
<b>-71,362</b>		<b>-75,763</b>		<b>-68,093</b>		<b>Total: Revenues</b>				
						<b>Clubs and Organizations Fund</b>	<b>-69,718</b>			

# Clatsop Community College

## Summary by Object Code

### Transfers

54 Clubs and Organizations Fund

20-21 Actual	FTE	21-22 Actual	BDG FTE	22-23 Adopted	FTE	Object	23-24 Proposed	23-24 Approved	23-24 Adopted	FTE
		900				7318	Transfer to Grant (PLUS)			
		50				7321	Transfer to ASG			
-1,390		-2,191		-3,000		7411	-3,000		Transfer from G/F	
		-50				7413	Intrafund Transfer In			
<b>-1,390</b>		<b>-1,291</b>		<b>-3,000</b>		<b>Total: Transfers</b>	<b>-3,000</b>		<b>Clubs and Organizations Fund</b>	



# Clatsop Community College

## Summary by Object Code

### Expenditures

54 Clubs and Organizations Fund

20-21 Actual	FTE	21-22 Actual	BDG FTE	22-23 Adopted	FTE	Object	23-24 Proposed	23-24 Approved	23-24 Adopted	FTE
			0.28	8,784	0.28	1227 Classified (Temp)	8,784			
				723	1600	*****Fringe Benefits	723			
				1,927	2221	In-state Travel	1,927			
		327		3,805	2241	Student Travel	3,805			
				300	2242	Student Transportation	300			
75				400	3014	Artistic & Graphic	400			
				150	3021	Honoraria, Speakers	150			
1,330				2,660	3061	Dues and Memberships	2,660			
				200	3321	Postage	200			
65				250	3392	Newspaper Services	250			
5,618				7,000	4402	Printing	7,000			
		469		1,513	4411	Food for Public Events	2,013			
200				2,160	4421	Instructional Supplies	2,160			
814		1,183		4,185	4422	Operating Supplies	4,185			
				1,500	4472	Awards and Gifts	1,500			
				2,400	4511	Food for Resale	2,400			
				100	4514	Sundry Items for Resale	100			
				1,000	4611	Student Testing Fees	1,000			
		1,239		4,700	4614	Student Tuition	4,700			
4,261		8,679		5,515	4616	Student Special Events	6,300			
				300	4617	Child Care	300			
-70		7,250		5,000	4619	F/A Awards to Students	5,000			
				1,300	6131	Emergency Loans	1,300			
				2,300	6199	Other Student Aid	2,300			
60,459		57,907		12,921	6969	ENDING CASH - UNRESTRICTED	13,261			
<b>72,752</b>		<b>77,054</b>	<b>0.28</b>	<b>71,093</b>	<b>0.28</b>	<b>Total: Expenditures Clubs and Organizations Fund</b>	<b>72,718</b>			

# Clatsop Community College

## Summary by Function

### 54 Clubs and Organizations Fund

#### Revenues

20-21 Actual	FTE	21-22 Actual	BDG FTE	22-23 Adopted	FTE	Function	23-24 Proposed	23-24 Approved	23-24 Adopted	FTE
-16,072		-15,432		-10,810		3 Public Service	-10,810			
-55,076		-60,117		-57,068		4 Student Service	-58,693			
-214		-214		-215		5 Institutional Support	-215			
<b>-71,362</b>		<b>-75,763</b>		<b>-68,093</b>		<b>Total: Revenues</b>	<b>-69,718</b>			

#### Expenditures

20-21 Actual	FTE	21-22 Actual	BDG FTE	22-23 Adopted	FTE	Function	23-24 Proposed	23-24 Approved	23-24 Adopted	FTE
16,072		15,432		10,810		3 Public Service	10,810			
56,466		61,408	0.28	60,068	0.28	4 Student Service	61,693			
214		214		215		5 Institutional Support	215			
<b>72,752</b>		<b>77,054</b>	<b>0.28</b>	<b>71,093</b>	<b>0.28</b>	<b>Total: Expenditures</b>	<b>72,718</b>			

#### Transfers

20-21 Actual	FTE	21-22 Actual	BDG FTE	22-23 Adopted	FTE	Function	23-24 Proposed	23-24 Approved	23-24 Adopted	FTE
-1,390		-1,291		-3,000		4 Student Service	-3,000			
<b>-1,390</b>		<b>-1,291</b>		<b>-3,000</b>		<b>Total: Transfers</b>	<b>-3,000</b>			

# Clatsop Community College

## Summary by Organization

### Expenditures

54 Clubs and Organizations Fund

20-21 Actual	FTE	21-22 Actual	BDG FTE	22-23 Adopted	FTE	Organization	23-24 Proposed	23-24 Approved	23-24 Adopted	FTE
16,072		15,432		10,810		54307770 AAUW/Transitions Conferen	10,810			
<b>16,072</b>		<b>15,432</b>		<b>10,810</b>		<b>Total: Public Service</b>	<b>10,810</b>			
206		206		667		54407711 Art Club	667			
3,336		2,166		4,775		54407720 Phi Theta Kappa	4,775			
6,342		8,292		5,015		54407730 Nursing Club	6,300			
7,477		2,422	0.07	9,851	0.07	54407732 RAIN Magazine	9,851			
7,823		13,190		9,000		54407750 Latino Club	9,000			
1,627		1,627		2,425		54407771 Rising LITes	2,425			
113		113		113		54407790 Medical Assisting Club	113			
24,735		28,635	0.21	18,858	0.21	54415500 Associated Student Gov't	18,858			
474		474		2,700		54415515 Student Sports Club	2,700			
3,460		3,460		3,459		54417752 Historic Preservation Club	3,459			
228		228		2,700		54417754 CCC Library Coffee Club	2,700			
595		595		505		54467745 ARTventure Club	845			
50						54477721 Galley Cooking Club				
<b>56,466</b>		<b>61,408</b>	<b>0.28</b>	<b>60,068</b>	<b>0.28</b>	<b>Total: Student Service</b>	<b>61,693</b>			
47		47		47		54566190 Social Committee	47			
167		167		168		54566195 Wellness Committee	168			
<b>214</b>		<b>214</b>		<b>215</b>		<b>Total: Institutional Support</b>	<b>215</b>			
<b>72,752</b>		<b>77,054</b>	<b>0.28</b>	<b>71,093</b>	<b>0.28</b>	<b>Total: Expenditures Clubs and Organizations Fund</b>	<b>72,718</b>			



# Clatsop Community College

## Detail Budget Report

54307770 AAUW/Transitions Conference      **Manager** Dir Lives in Transition & DEI      **Director** VP Academic Affairs

20-21		21-22		BDG 22-23		Object	23-24		23-24	
Actual	FTE	Actual	FTE	Adopted	FTE		Proposed	Approved	Adopted	FTE
75				400	3014	Artistic & Graphic	400			
				200	3321	Postage	200			
65				250	3392	Newspaper Services	250			
				1,000	4411	Food for Public Events	1,000			
200				660	4421	Instructional Supplies	660			
300				300	4422	Operating Supplies	300			
				1,000	4611	Student Testing Fees	1,000			
		1,239		4,700	4614	Student Tuition	4,700			
				300	4617	Child Care	300			
				2,000	6199	Other Student Aid	2,000			
15,432		14,193			6969	ENDING CASH - UNRESTRICTED				
-8,517				-4,235	8511	Private Gifts/Contracts	-4,235			
-7,555		-15,432		-6,575	8899	Beginning Working Capital	-6,575			
<b>0</b>		<b>0</b>		<b>0</b>	<b>Total: AAUW/Transitions Conference</b>		<b>0</b>			

# Clatsop Community College

## *Detail Budget Report*

54407711 Art Club		<i>Manager</i> Shauck				<i>Director</i> Dean Transfer Ed				
20-21 Actual	FTE	21-22 Actual	BDG FTE	22-23 Adopted	FTE	Object	23-24 Proposed	23-24 Approved	23-24 Adopted	FTE
				227	2221	In-state Travel	227			
				220	4422	Operating Supplies	220			
206		206		220	6969	ENDING CASH - UNRESTRICTED	220			
				-461	8511	Private Gifts/Contracts	-461			
-206		-206		-206	8899	Beginning Working Capital	-206			
<b>0</b>		<b>0</b>		<b>0</b>	<b>Total: Art Club</b>		<b>0</b>			

# Clatsop Community College

## Detail Budget Report

54407720 Phi Theta Kappa						<i>Manager</i> Advisor PTK	<i>Director</i> Dean Student Success			
20-21 Actual	FTE	21-22 Actual	BDG FTE	22-23 Adopted	FTE	Object	23-24 Proposed	23-24 Approved	23-24 Adopted	FTE
1,330				2,660	3061	Dues and Memberships	2,660			
				300	4411	Food for Public Events	300			
				315	4422	Operating Supplies	315			
				200	4472	Awards and Gifts	200			
				300	4616	Student Special Events	300			
2,006		2,166		1,000	6969	ENDING CASH - UNRESTRICTED	1,000			
-100					8511	Private Gifts/Contracts				
				-500	8821	Special Event Revenue	-500			
-369		-160		-2,275	8823	Membership Income	-2,275			
-1,110				-1,000	8827	PTK Sponsorships	-1,000			
-1,757		-2,006		-1,000	8899	Beginning Working Capital	-1,000			
<b>0</b>		<b>0</b>		<b>0</b>	<b>Total: Phi Theta Kappa</b>		<b>0</b>			

# Clatsop Community College

## *Detail Budget Report*

20-21		21-22		BDG 22-23		23-24		23-24		23-24	
Actual	FTE	Actual	FTE	Adopted	FTE	Object	Proposed	Approved	Adopted	FTE	
		327		1,800	2241	Student Travel	1,800				
		126			4411	Food for Public Events	500				
462		577		500	4422	Operating Supplies	500				
1,913		2,518		2,715	4616	Student Special Events	3,500				
3,967		4,744			6969	ENDING CASH - UNRESTRICTED					
-4,395		-4,325		-3,115	8821	Special Event Revenue	-3,115				
-1,947		-3,967		-1,900	8899	Beginning Working Capital	-3,185				
<b>0</b>		<b>0</b>		<b>0</b>	<b>Total: Nursing Club</b>		<b>0</b>				

54407730 Nursing Club

**Manager**  
Weaver

**Director**  
VP Academic Affairs



# Clatsop Community College

## Detail Budget Report

54407732 RAIN Magazine						<i>Manager</i> Hume	<i>Director</i> Dean Transfer Ed			
20-21 Actual	FTE	21-22 Actual	BDG FTE	22-23 Adopted	FTE	Object	23-24 Proposed	23-24 Approved	23-24 Adopted	FTE
			0.07	2,184	0.071227	Classified (Temp)	2,184			
				167	1600	*****Fringe Benefits	167			
				200	2221	In-state Travel	200			
				150	3021	Honoraria, Speakers	150			
5,618				7,000	4402	Printing	7,000			
				100	4411	Food for Public Events	100			
32				50	4422	Operating Supplies	50			
1,827		2,422			6969	ENDING CASH - UNRESTRICTED				
-3,383		-595		-7,307	8511	Private Gifts/Contracts	-7,307			
-1,550					8642	Sales and Services				
-2,544		-1,827		-2,544	8899	Beginning Working Capital	-2,544			
<b>0</b>		<b>0</b>	<b>0.07</b>	<b>0</b>	<b>0.07</b>	<b>Total: RAIN Magazine</b>	<b>0</b>			

# Clatsop Community College

## Detail Budget Report

54407750 Latino Club **Manager**  
Coord Outreach Literacy Tutor **Director**  
Dean Transfer Ed

20-21 Actual	FTE	21-22 Actual	BDG FTE	22-23 Adopted	FTE	Object	23-24 Proposed	23-24 Approved	23-24 Adopted	FTE
		343				4411 Food for Public Events				
				100		4422 Operating Supplies	100			
340				500		4616 Student Special Events	500			
-70		7,250		5,000		4619 F/A Awards to Students	5,000			
7,553		5,597		3,400		6969 ENDING CASH - UNRESTRICTED	3,400			
-5,969		-5,637		-3,000		8821 Special Event Revenue	-3,000			
-1,854		-7,553		-6,000		8899 Beginning Working Capital	-6,000			
<b>0</b>		<b>0</b>		<b>0</b>		<b>Total: Latino Club</b>	<b>0</b>			

# Clatsop Community College

## *Detail Budget Report*

54407771 Rising LITes						<i>Manager</i> Dir Lives in Transition & DEI	<i>Director</i> VP Academic Affairs			
20-21 Actual	FTE	21-22 Actual	BDG FTE	22-23 Adopted	FTE	Object	23-24 Proposed	23-24 Approved	23-24 Adopted	FTE
				500	2241	Student Travel	500			
				100	4514	Sundry Items for Resale	100			
				500	6131	Emergency Loans	500			
				300	6199	Other Student Aid	300			
1,627		1,627		1,025	6969	ENDING CASH - UNRESTRICTED	1,025			
				-200	8511	Private Gifts/Contracts	-200			
				-600	8821	Special Event Revenue	-600			
-1,627		-1,627		-1,625	8899	Beginning Working Capital	-1,625			
<b>0</b>		<b>0</b>		<b>0</b>		<b>Total: Rising LITes</b>	<b>0</b>			

# Clatsop Community College

## *Detail Budget Report*

54407790 Medical Assisting Club		<i>Manager</i> Dir Nursing & Allied Health				<i>Director</i> VP Academic Affairs				
20-21 Actual	FTE	21-22 Actual	BDG FTE	22-23 Adopted	FTE	Object	23-24 Proposed	23-24 Approved	23-24 Adopted	FTE
				113	4411	Food for Public Events	113			
113		113				6969 ENDING CASH - UNRESTRICTED				
-113		-113		-113		8899 Beginning Working Capital	-113			
<b>0</b>		<b>0</b>		<b>0</b>		<b>Total: Medical Assisting Club</b>	<b>0</b>			

# Clatsop Community College

## Detail Budget Report

54415500 Associated Student Gov't		<i>Manager</i> Dean Student Success				<i>Director</i> Dean Student Success				
20-21 Actual	FTE	21-22 Actual	BDG FTE	22-23 Adopted	FTE	Object	23-24 Proposed	23-24 Approved	23-24 Adopted	FTE
			0.21	6,600	0.21	1227 Classified (Temp)	6,600			
				556	1600	*****Fringe Benefits	556			
				1,000	2241	Student Travel	1,000			
20		606		2,000	4422	Operating Supplies	2,000			
2,008		6,161		2,000	4616	Student Special Events	2,000			
				800	6131	Emergency Loans	800			
22,707		21,868		5,902	6969	ENDING CASH - UNRESTRICTED	5,902			
		900			7318	Transfer to Grant (PLUS)				
-1,390		-2,191		-3,000	7411	Transfer from G/F	-3,000			
		-50			7413	Intrafund Transfer In				
				-357	8815	Miscellaneous Revenue	-357			
				-500	8821	Special Event Revenue	-500			
				-50	8824	Locker Rental Income	-50			
-4,532		-4,139			8836	Student Activity Fee				
-18,471		-22,707		-12,451	8899	Beginning Working Capital	-12,451			
-342		-448		-2,500	8934	Vending Machine Sales	-2,500			
<b>0</b>		<b>0</b>	<b>0.21</b>	<b>0</b>	<b>0.21</b>	<b>Total: Associated Student Gov't</b>	<b>0</b>			

# Clatsop Community College

## *Detail Budget Report*

54415515 Student Sports Club		<i>Manager</i> Advisor PTK		<i>Director</i> Dean Transfer Ed						
20-21 Actual	FTE	21-22 Actual	BDG FTE	22-23 Adopted	FTE	Object	23-24 Proposed	23-24 Approved	23-24 Adopted	FTE
				300	2242	Student Transportation	300			
				700	4422	Operating Supplies	700			
				300	4472	Awards and Gifts	300			
				1,400	4511	Food for Resale	1,400			
474		474				6969 ENDING CASH - UNRESTRICTED				
				-2,700	8821	Special Event Revenue	-2,700			
-474		-474				8899 Beginning Working Capital				
<b>0</b>		<b>0</b>		<b>0</b>		<b>Total: Student Sports Club</b>	<b>0</b>			

# Clatsop Community College

## *Detail Budget Report*

54417752 Historic Preservation Club						<i>Manager</i> Prochaska	<i>Director</i> Dean Workforce Ed & Training			
20-21 Actual	FTE	21-22 Actual	BDG FTE	22-23 Adopted	FTE	Object	23-24 Proposed	23-24 Approved	23-24 Adopted	FTE
				1,500	2221	In-state Travel	1,500			
				1,500	4421	Instructional Supplies	1,500			
3,460		3,460		459	6969	ENDING CASH - UNRESTRICTED	459			
-3,460		-3,460		-3,459	8899	Beginning Working Capital	-3,459			
<b>0</b>		<b>0</b>		<b>0</b>		<b>Total: Historic Preservation Club</b>		<b>0</b>		

# Clatsop Community College

## Detail Budget Report

54417754 CCC Library Coffee Club						<i><b>Manager</b></i> Dir Library	<i><b>Director</b></i> VP Academic Affairs			
20-21 Actual	FTE	21-22 Actual	BDG FTE	22-23 Adopted	FTE	Object	23-24 Proposed	23-24 Approved	23-24 Adopted	FTE
				1,000	4472	Awards and Gifts	1,000			
				1,000	4511	Food for Resale	1,000			
228		228		700	6969	ENDING CASH - UNRESTRICTED	700			
-228		-228		-700	8899	Beginning Working Capital	-700			
				-2,000	8932	Food Sales	-2,000			
<b>0</b>		<b>0</b>		<b>0</b>	<b>Total: CCC Library Coffee Club</b>		<b>0</b>			



# Clatsop Community College

## *Detail Budget Report*

54467745 ARTventure Club				<b>Manager</b> Shauck			<b>Director</b> Dean Transfer Ed			
20-21 Actual	FTE	21-22 Actual	BDG FTE	22-23 Adopted	FTE	Object	23-24 Proposed	23-24 Approved	23-24 Adopted	FTE
				505	2241	Student Travel	505			
595		595				6969 ENDING CASH - UNRESTRICTED	340			
				-250		8511 Private Gifts/Contracts	-250			
-595		-595		-255		8899 Beginning Working Capital	-595			
<b>0</b>		<b>0</b>		<b>0</b>		<b>Total: ARTventure Club</b>	<b>0</b>			

# Clatsop Community College

## *Detail Budget Report*

54477721 Galley Cooking Club						<b>Manager</b> NOT IN USE	<b>Director</b> NOT IN USE			
20-21 Actual	FTE	21-22 Actual	BDG FTE	22-23 Adopted	FTE	Object	23-24 Proposed	23-24 Approved	23-24 Adopted	FTE
50						6969 ENDING CASH - UNRESTRICTED				
		50				7321 Transfer to ASG				
-50		-50				8899 Beginning Working Capital				
<b>0</b>		<b>0</b>				<b>Total: Galley Cooking Club</b>				

# Clatsop Community College

## *Detail Budget Report*

54566190 Social Committee		<i>Manager</i>				<i>Director</i>				
		Admin Spec Finance & Operation				VP Finance & Operations				
20-21 Actual	FTE	21-22 Actual	BDG FTE	22-23 Adopted	FTE	Object	23-24 Proposed	23-24 Approved	23-24 Adopted	FTE
47		47		47	6969	ENDING CASH - UNRESTRICTED	47			
-47		-47		-47	8899	Beginning Working Capital	-47			
<b>0</b>		<b>0</b>		<b>0</b>	<b>Total: Social Committee</b>				<b>0</b>	

# Clatsop Community College

## *Detail Budget Report*

54566195 Wellness Committee				<i>Manager</i> Dean Transfer Ed		<i>Director</i> Dean Transfer Ed				
20-21 Actual	FTE	21-22 Actual	BDG FTE	22-23 Adopted	FTE	Object	23-24 Proposed	23-24 Approved	23-24 Adopted	FTE
167		167		168	6969	ENDING CASH - UNRESTRICTED	168			
-167		-167		-168	8899	Beginning Working Capital	-168			
<i>0</i>		<i>0</i>		<i>0</i>	<i>Total: Wellness Committee</i>		<i>0</i>			

# Debt Service Fund

## Pages

### Summary by Object:

Revenues ORS 294.361 ..... 293

### Expenditures:

Summarized by object code ORS 294.356 ..... 294  
(sorted by object code)

Detail by organization codes ORS 294.356 ..... 295  
(sorted by organization code by location within function)



# Clatsop Community College

## Summary by Object Code

### Revenues

60 PERS Bond Debt Service Fund

20-21 Actual	FTE	21-22 Actual	BDG FTE	22-23 Adopted	FTE	Object	23-24 Proposed	23-24 Approved	23-24 Adopted	FTE
-877,875		-685,269		-750,000		8476 Local Grants/Contracts	-520,000			
-3,073		-2,459		-5,000		8881 Interest Income	-5,000			
-968,326		-1,157,072		-935,000		8899 Beginning Working Capital	-647,000			
<b>-1,849,274</b>		<b>-1,844,800</b>		<b>-1,690,000</b>		<b>Total: Revenues</b>				
						<b>PERS Bond Debt Service Fund</b>	<b>-1,172,000</b>			

# Clatsop Community College

## Summary by Object Code

### Expenditures

60 PERS Bond Debt Service Fund

20-21 Actual	FTE	21-22 Actual	BDG FTE	22-23 Adopted	FTE	Object	23-24 Proposed	23-24 Approved	23-24 Adopted	FTE
				20	3532	Bank Service Fees	20			
237,202		215,221		190,342	3561	Interest	162,564			
1,157,072		1,114,579		924,638	6970	Reserved for Future Expenditures	369,416			
455,000		515,000		575,000	6998	DEBT SERVICE PRINCIPAL	640,000			
<b>1,849,274</b>		<b>1,844,800</b>		<b>1,690,000</b>		<b>Total: Expenditures PERS Bond Debt Service Fund</b>	<b>1,172,000</b>			



# Clatsop Community College

## Detail Budget Report

60563001 PERS Bonds, Debt Service						<i>Manager</i> VP Finance & Operations	<i>Director</i> VP Finance & Operations			
20-21 Actual	FTE	21-22 Actual	BDG FTE	22-23 Adopted	FTE	Object	23-24 Proposed	23-24 Approved	23-24 Adopted	FTE
				20	3532	Bank Service Fees	20			
237,202		215,221		190,342	3561	Interest	162,564			
1,157,072		1,114,579		924,638	6970	Reserved for Future Expenditures	369,416			
455,000		515,000		575,000	6998	DEBT SERVICE PRINCIPAL	640,000			
-877,875		-685,269		-750,000	8476	Local Grants/Contracts	-520,000			
-3,073		-2,459		-5,000	8881	Interest Income	-5,000			
-968,326		-1,157,072		-935,000	8899	Beginning Working Capital	-647,000			
<b>0</b>		<b>0</b>		<b>0</b>		<b>Total: PERS Bonds, Debt Service</b>	<b>0</b>			