

# CLATSOP COMMUNITY COLLEGE

2015-2016 ADOPTED BUDGET

Office of Finance & Operations  
1651 Lexington Ave.  
Astoria, OR 97103

Clatsop Community College is accredited by the Northwest Commission on Colleges and Universities.

**Non-Discrimination**

It is the policy of Clatsop Community College that there will be no discrimination or harassment on the grounds of race, color, gender, marital status, religion, national origin, age, sexual orientation, gender identity or expression or disability in any educational programs, activities, or employment. Questions or complaints should be directed to Leslie Lipe, Affirmative Action/Gender Equity (Title IX) Officer in Towler Hall, Suite 110, 503-338-2450; TDD 503-338-2468. The Title II/Section 504 Coordinator, Christine Riehl, is located in Columbia Hall Room 304, 503-338-2474.

**Declaración de no-discriminación**

Es la política de Clatsop Community College que no habrá ningún tipo de discriminación o acoso por razón de raza, color, género, estado civil, religión, origen nacional, edad, orientación sexual, identidad de género o expresión discapacidad en los programas educativos, actividades o en la contratación. Preguntas o quejas deben ser dirigidas al Leslie Lipe, Oficial de Acción Afirmativa / Título IX localizado en la Towler Hall número 110, número de teléfono 503-338-2450, TDD (discapacidad auditiva) 503-338-2468. El Coordinador de la Titulo II/Sección 504, Christine Riehl, se encuentra en Columbia Hall numero 304, número de teléfono 503-338-2474. Para ADA y otras peticiones de servicios llame al 503-338-2474 o para TDD (discapacidad auditiva) 503-338-2468.

# Adopted Budget

FY 15-16

## Budget Committee

### Appointed Members

Al Arp	
Rachel Jensen	
David Oser	
Larry Popkin	Secretary
Robert Friedman	
Robert Stricklin	
Kim Shillinger	Chair

### Board of Directors                      Zone

Tessa James Scheller	3
Paul Gillum	2
Esther Moberg	3
Rosemary Baker-Monaghan	3
Karen Burke	1
Patrick Wingard	2
Robert Duehmig	2

### Executive Officer

Dr. Lawrence Galizio

### Budget Officer

JoAnn Zahn

Budget Calendar  
Page 3

Executive Summary  
Pages 5 - 13

Legal Documents  
Pages 15 - 25

Summary All Funds  
Pages 27 - 29

General Fund  
Pages 31 - 133

Auxiliary Fund  
Pages 135 - 159

Grants / Financial Aid Fund  
Pages 161 - 217

Plant Fund  
Pages 219 - 243

Clubs and Organizations Fund  
Pages 245 - 273

Debt Service Fund  
Pages 275 - 282



# Clatsop Community College Budget Calendar for FY1516 Budget

October 2014						
S	M	T	W	T	F	S
		1	2	3	4	
5	6	7	8	9	10	11
12	13	14	15	16	17	18
19	20	21	22	23	24	25
26	27	28	29	30	31	

**OCTOBER**  
 TBD Budget Advisory Committee Meeting - Public meeting  
 14 BOARD: Regular Board Meeting

March 2015						
S	M	T	W	T	F	S
1	2	3	4	5	6	7
8	9	10	11	12	13	14
15	16	17	18	19	20	21
22	23	24	25	26	27	28
29	30	31				

**MARCH**  
 THURS Budget Advisory Committee Meeting - Public meeting  
 10 BOARD: Regular Board Meeting  
 10 PC: Distribute 2nd Draft Proposed Budget for review/changes (4/1)  
 11 ALL CAMPUS: Budget Forum  
 11 Last day for Board candidates to file declaration of candidacy  
 16-20 Winter Finals  
 20 ALL CAMPUS: Budget Forum (@ MERTS)  
 23-27 Spring Break  
 30 First day of Spring term

November 2014						
S	M	T	W	T	F	S
						1
2	3	4	5	6	7	8
9	10	11	12	13	14	15
16	17	18	19	20	21	22
23	24	25	26	27	28	29
30						

**NOVEMBER**  
 10 PC: Distribute Annual Renewals for department review  
 10 BOARD: Regular Board Meeting  
 11 Veterans' Day  
 12 Budget Advisory Committee Meeting - Public meeting  
 12-30 Dept meetings to discuss/revise Annual Renewal List (11/12-12/12)  
 27-28 Thanksgiving Holiday

December 2014						
S	M	T	W	T	F	S
1	2	3	4	5	6	
7	8	9	10	11	12	13
14	15	16	17	18	19	20
21	22	23	24	25	26	27
28	29	30	31			

**DECEMBER**  
 1-12 Dept meetings to discuss/revise Annual Renewal List (11/12-12/12)  
 8-12 Fall Finals  
 9 BOARD: Regular Board Meeting  
 11 PC: Annual Renewals Due  
 24-31 Winter Closure

January 2015						
S	M	T	W	T	F	S
1	2	3				
4	5	6	7	8	9	10
11	12	13	14	15	16	17
18	19	20	21	22	23	24
25	26	27	28	29	30	31

**JANUARY**  
 1 Winter Closure  
 5 First day of Winter term  
 13 BOARD: Regular Board Meeting  
 15 Budget Advisory Committee Meeting - Public meeting  
 19 Martin Luther King Day  
 27 PC: Distribute Draft Proposed Budget for department review/changes (1/28-2/20)  
 28-30 Dept meetings to discuss/revise Draft Proposed Budget (1/28-2/19)

February 2015						
S	M	T	W	T	F	S
1	2	3	4	5	6	7
8	9	10	11	12	13	14
15	16	17	18	19	20	21
22	23	24	25	26	27	28

**FEBRUARY**  
 Expect State Revenue Forecast  
 THURS Budget Advisory Committee Meeting - Public meeting  
 1-19 Dept meetings to discuss/revise Draft Proposed Budget (1/28-2/19)  
 9 First day for Board candidates to file declaration of candidacy  
 10 BOARD: Regular Board Meeting, Appoint/Reappoint Budget Committee, Appoint Budget Officer  
 11 ALL CAMPUS: Budget Forum  
 16 President's Day  
 11 PC: Draft Proposed Budget Changes Due  
 TBD Local Budget Law Workshop - Location TBA

April 2015						
S	M	T	W	T	F	S
			1	2	3	4
5	6	7	8	9	10	11
12	13	14	15	16	17	18
19	20	21	22	23	24	25
26	27	28	29	30		

**APRIL**  
 Thurs: Budget Advisory Committee Meeting - Public meeting  
 !! 1 PC: 2nd Draft Proposed Budget Changes Due  
 8 ALL CAMPUS: Budget Forum  
 14 BOARD: Regular Board Meeting  
 !! 17 LAST DAY TO MAKE CORRECTIONS

May 2015						
S	M	T	W	T	F	S
3	4	5	6	7	8	9
10	11	12	13	14	15	16
17	18	19	20	21	22	23
24	25	26	27	28	29	30
31						

**MAY**  
 5 BC: First Budget Committee Meeting, Distribute Proposed Budget, Deliver Budget Message  
 5 EVON: Post Proposed Budget to Web Page (after meeting)  
 7 Budget Advisory Committee Meeting - Public meeting  
 12 BOARD: Regular Board Meeting  
 13 ALL CAMPUS: Budget Forum  
 19 Local Special District Election  
 19 BC: Second Budget Committee Meeting, Approve FY14 Budget (Tentative)  
 25 Memorial Day  
 26 BC: Third Budget Committee Meeting (Tentative), Approve FY14 Budget

June 2015						
S	M	T	W	T	F	S
1	2	3	4	5	6	
7	8	9	10	11	12	13
14	15	16	17	18	19	20
21	22	23	24	25	26	27
28	29	30				

**JUNE**  
 8-12 Finals  
 9 BOARD: Budget Hearing, Regular Board Meeting, Adopt FY14 Budget  
 15 To Assessor: ED-50 & Resolution(s)  
 15 TO OCCWD: Budget  
 30 To County Clerk: Budget

July 2015						
S	M	T	W	T	F	S
1	2	3	4	5	6	7
8	9	10	11	12	13	14
15	16	17	18	19	20	21
22	23	24	25	26	27	28
29	30	31				

**JULY**  
 15 To Assessor: ED-50 & Resolution(s)  
 15 TO OCCWD: Budget  
 30 To County Clerk: Budget

August 2015						
S	M	T	W	T	F	S
1	2	3	4	5	6	7
8	9	10	11	12	13	14
15	16	17	18	19	20	21
22	23	24	25	26	27	28
29	30	31				

**AUGUST**  
**SEPTEMBER**

Abbreviations Used: PC - President's Cabinet; BC - Budget Committee

Color Code:  
 Deadline - Info OUT  
 Deadline - Info IN  
 Board Meeting  
 Budget Committee Meeting



# Executive Summary

	<u>Pages</u>
Budget Message    ORS 294.391 .....	7 - 13





**Fiscal Year 2015-2016  
Budget Message  
Clatsop Community College  
May 5, 2015**

**Introduction**

As required by Oregon Local Budget Law, this document presents a balanced budget for approval by the Budget Committee and the Board of Directors. This budget is another step in the College's pursuit of a fiscal strategy that addresses both the current economic realities and future needs. Declining student enrollment and the anticipated changes to an outcome based funding formula for State support are the greatest challenges impacting general fund fiscal sustainability.

**Achievement Compacts**

The Oregon Legislature established in law the goal that by 2025 the State will achieve the following: Forty percent of Oregonians will have earned a bachelor's degree or higher; forty percent will have earned an associate's degree or post-secondary credential; and twenty percent will have earned at least a high school diploma, an extended or modified high school diploma, or the equivalent of a high school diploma as their highest level of educational attainment. To this end, Achievement Compacts have been instituted between the State - as represented by the Oregon Education Investment Board (OEIB) - and the governing boards of all public education institutions.

Specific to the budget committee process, Senate Bill 1581 requires community college boards to enter into Achievement Compacts as part of the statutory budget process outlined in ORS Chapter 294. The intent is that the college's budget committee takes into account the targets and goals set out in the Achievement Compact as they discuss and make recommendations related to the budget. It also provides an opportunity for transparency and public comment as the budget is developed. The budget committee's role is to help align a college's budget with its Compact. The College's 2015-16 Achievement Compact with actual measures for 2013-14 has been completed but not yet adopted by the Board. A draft of the 2015-16 Achievement Compact for the College will be available at the first budget meeting.

We at Clatsop Community College continue the work of aligning our investments with our Mission, Core Themes and the Objectives that we have established as the North Coast's premiere post-secondary institution. We are grateful to the members of the Budget Committee for assisting us in the critical work of student access, success and strengthening the communities that we serve.

## 2014-15 Budget Adjustments and Fund Overview

General Fund 2015-16 budget development reflects continued efforts to increase revenue and decrease expenditures. Major **2014-15** adjustments include:

### Revenue

- Continuation of Performing Arts Center (PAC) Partners facility use agreement
- Oregon Coast Community College sponsorship ended, June 30, 2014 represents lower revenue
- \$45,000 commitment from Healthcare providers
- Rental of Josie Peper Property
- Foundation support of equipment purchases

### Expenditure

- In-house project management team for the Patriot Hall Redevelopment Project has temporarily reduced operational costs
- Oregon Coast Community College sponsorship ended, June 30, 2014 represents reduced positions to offset lower revenue which funded positions
- Administrative reorganization to increase efficiencies in various departments

The education and support of students continues to be the College's primary focus. Development and management of the budget is not possible without the ongoing participation of all College faculty and staff. Their recognition of the College's difficult fiscal situation has been critical. Similarly, the staff's willingness to participate in defining, addressing and resolving fiscal issues is acknowledged and appreciated.

Once the budget is approved, ongoing monitoring of revenues and expenditures will be necessary to ensure revenue is sufficient to support the spending level. Improving General Fund reserves is a priority for both fiscal sustainability and to address cash flow requirements. Cash flow borrowing continues to be required to meet needs until property taxes revenues are received in November.

This document provides: actual revenues and expenditures for fiscal years 2012-13 and 2013-14; the 2014-15 adopted budget; and the proposed budget for 2015-16. The College's accounts are maintained in accordance with fund accounting principles to ensure that limitations and restrictions on the College's available resources are observed.

## Student Enrollment

Reimbursable SFTE Enrollment		
FY16 - Projected	FY15 - Estimated	FY14 - Actual
1190	1250	1308

The downward trend in reimbursable enrollment began with the severe budget challenges during FY12 and continue with the current year's decline projected at nearly 5 percent.

The forecast for FY16 is an additional 5 percent decrease in total overall reimbursable enrollment.

The funds used by the College include:

- **General Fund (11)** - accounts for all current financial resources not required to be accounted for in other funds. This is the fund in which most operating activities of the College occur.
- **Auxiliary Fund (12)** - accounts for transactions of substantially self-supporting activities that perform services primarily for students, faculty and staff. These activities are financed primarily through user charges and operate in a manner similar to private business enterprises. The College uses the auxiliary fund to account for the operations of its bookstore.
- **Grants/Financial Aid Fund (21)** - accounts for resources that are expended only for operating purposes specified by donors or other outside agencies.
- **Unexpended Plant Fund (41)** - accounts for resources available to finance the acquisition, construction, or improvement of plant assets for the College.
- **Plant Fund Debt Service (42)** - accounts for the payment of principal, interest and other debt service charges incurred in financing College plant assets.
- **Clubs and Organizations Fund (54)** - accounts for resources held by the College as custodian or fiscal agent for students, faculty, staff and other organizations.
- **Non-Plant Debt Service Fund (60)** - is used to accumulate resources for the PERS bonding payment of principal and interest.

Within each fund, budgets are prepared for revenues, expenditures and transfers. Revenues and transfers are presented by object. Expenditures are summarized by cost center organization, function and object.

### **The Budget Process**

In November 2014, the College began preparing for fiscal year 2015-16 budget development with regular meetings with the representative Budget Advisory Committee which includes faculty, staff and student representation. The fiscal planning assumption for State Support has been made using the 2015-2017 Co-Chairs' budget allocating \$535 million to community colleges. The legislative process is on-going and it's reasonable to anticipate the final funding allocation will not be known at the time the 2015-16 budget is adopted by the Board in June. Clatsop receives .74% of the total community college allocation with \$1.980 million estimated annually based on the \$535 million Co-Chair budget. FY2015-16 represents the first year of the 2015-2017 biennium.

To ensure college-wide awareness of our financial position and outlook, College administration has been working in partnership with the entire College staff. These efforts have included campus Budget Forums and the established College collaborative and participatory decision-making channels, including College Council. A fiscal forecasting document that describes revenues and expenditures has been used to describe the current and projected fiscal outlook for the College. The administration has continued to meet with the faculty, classified and supervisory staff members to regularly discuss fiscal information and provide updates as new information becomes available.

### **Decision-making Framework**

The Budget Advisory Committee, established by the President in 2012, is part of the College's participatory governance organizational structure to include all constituent groups in decision-making about College resources and spending. The Committee developed guiding principles and focused decision making by connecting budget discussions to the strategic plan, core values and objectives. The Committee membership includes employees from all representative groups including students. Meetings have concentrated on revenue sources including tuition and fees, State support, property taxes, and timber revenue with key changes anticipated in 2015-16. Expenditures have been reviewed at summary levels as informed by the significant staffing changes and collective bargaining which defines COLA, steps and insurance. Fiscal forecast projections and budget development assumptions continue to be refined based on actual revenue, expenditures and developing information.

### **Budget Development Guiding Principles**

- What's in the best interest of our students?
- Effectiveness and efficiency in decision making
- Evaluate/consider College-wide reduction impact on all aspects of the organization
- Student centric focus/evaluate technology

### **Budget Advisory Committee Priorities**

The Budget Advisory Committee received fourteen funding requests (provided next page). The process to prioritize the requests was enhanced by each submitting sponsor providing a presentation and addressing questions for the committee to better understand and consider the Mission, Strategic Plan, Core Themes and fiscal sustainability. It was apparent, all requests were of high priority while acknowledging the limited available funding based on current assumptions.

The prioritized budget requests provide guidance when additional funding becomes available. For example, if the State support allocation to community colleges exceeds \$535 million and/or new grant funding is received. In addition, the Title III grant application is anticipated to have funding dedicated to student advising and retention.

### Budget Advisory Committee Priorities

Priority	Department	Budget Request Description	Requested Amount
	RAIN Magazine-Communications/Humanities	Provide paid editorial assistant for RAIN Magazine	\$1,313
	Art Gallery	Increase the hours for the Art Gallery Assistant	\$1,633
1	Mathematics	3/4 time math instructional assistant	\$ 27,320
2	Student Services	Funding for Puertas de Oportunidades	\$36,000
3	Library	2 PT writing Instructional Assistants	\$15,000
4	Student Services	Coach/advisor - option #1 (preferred) FT position	\$62,977
5	Modern Language/Student Services	FT position 60% Spanish Instructor/40% Academic Advisor	\$71,216
6	Library	PT library Assistant	\$7,700
7	Chemistry	Create FT faculty position	\$71,216
8	Social Science/Student Services	FT position 60% Social Science Instructor/40% academic advisor	\$71,216
9	Student Services	Bus Passes for students during Patriot Hall construction	\$6,000
10	Student Services	FT testing center coordinator	\$35,873
11	Student Services	Student activities coordinator	\$9,657
12	LIT	PT Coordinator for an Office of Equity & Inclusion	\$18,750

The proposed budget includes:

**Revenue**

- A 5 percent decline in credit-based tuition student enrollment
- State appropriations based on \$535 million biennial budget
- Tuition remains at \$99 per credit
- \$250,000 timber revenue (exceeding debt service requirements).

**Expenditure**

- Steps for eligible employees
- Cost-of-living increase per collective bargaining agreements
- 5 percent increase for medical, dental, vision
- PERS rate continues at 18 percent
- Increases for fixed cost items such as utilities and insurance.

**2015-2016 Proposed Budget**

To move the College forward in this period of limited resources, proposed revenue in the General Fund for 2015-16 include:

- \$4.240 million property taxes
- \$3.0 million student tuition & fees
- \$1.980 million State appropriations
- \$250,000 in timber revenue
- \$222,000 in other revenue
- \$500,000 beginning fund balance;

Budgeted expenditures in the General Fund reflect the following changes as recommended by the Budget Advisory Committee and/or informed by collective bargaining agreements:

- Budget Reallocation
  - Rain Magazine – Editorial Assistant
  - Art Gallery – Increase Art Gallery Assistant hours
- Math Coordinator (position continuation)
- Cost-of-living increases based on collective bargaining agreement(s)
- Step increases for all eligible employees;
- Non-personnel Adjustments:
  - Increases in fixed cost expenditures, including: utilities and insurance to reflect past spending patterns and projected rate increases.

For budgetary control in 2015-16 and beyond, specific guidelines for control and expenditure of the budget have been instituted. Budget managers will be charged with the responsibility to make budget decisions that reflect attention to economical and effective operations.

### **Other Funds Significant Items**

As established in 2011-12, timber revenues will be used to service debt associated with the \$7.5 million borrowing the College incurred to meet its required match with the State for Article XI(g) bonds. The 2015-16 principal and interest is \$576,368. In addition, the City of Astoria waterline debt service is paid using timber tax proceeds. The 2015-16 principal and interest is \$26,446. Total 2015-16 timber tax requirements are \$602,814. Communications from the State Forester indicate that this source of revenue will increase as inventories are re-built. 2015-16 timber tax estimates as provided by the Oregon Department of Forestry for Clatsop State Forests indicate \$1,453,975 is projected for CCC in 2015-16 (Fiscal Year: 2016 report, dated 2/6/15).

### **Summary**

Achieving fiscal sustainability will be an ongoing challenge; however, there are some reasons for optimism including an improved economy as well as efforts to reduce employer PERS costs. In addition, the Affordable Healthcare Act may provide further opportunities for cost reductions although information is limited at this time.

This document presents a balanced budget for approval by the Budget Committee and the Board of Directors as required by Oregon Local Budget Law.

JoAnn Zahn  
Vice-President, Finance & Operations  
Budget Officer





## Legal Documents

Documents Required by Oregon Statute:	<u>Pages</u>
• First Notice of Budget Committee Meetings (Second notice not required, posted to web site)	17
• Affidavit of Publication of Budget Committee Meeting Notice	18
• Notice of Budget Hearing & Financial Summary (CC-1)	19 - 20
• Affidavit of Publication of FY1516 Budget Hearing & Financial Summary	21
• Resolution Amending FY1415 Budget & Making Appropriations	22
• Resolution Adopting FY1516 Budget, Making Appropriations, and Resolution Imposing & Categorizing Taxes	23
• Proposed June 9, 2015 Board Minute excerpt, Items VIII.A. & B., Resolutions	24
• Notice of Property Tax Levy for Education Districts (ED-50)	25



## NOTICE OF BUDGET COMMITTEE MEETING

A public meeting of the Budget Committee of the Clatsop Community College District, Clatsop County, State of Oregon, to discuss the budget for the fiscal year July 1, 2015, to June 30, 2016, will be held at 1651 Lexington Ave., COL 219, Astoria, OR. The meeting will take place on May 5, 2015, at 6:30 p.m. Additional meetings MAY be held at the same location on May 19, 2015 at 5:30 p.m. and May 26, 2015 at 6:30 p.m.

The purpose of the meeting is to receive the budget message and to receive comment from the public on the budget. This is a public meeting where deliberation of the Budget Committee will take place. Any person may appear at the meeting.

A copy of the budget document may be inspected or obtained on or after May 1, 2015, at 1651 Lexington Ave., LIB 108D, between the hours of 9:00 a.m. and 4:00 p.m.

This advertisement will be posted at <https://www.clatsopcc.edu/about-ccc/financial-and-budget-reports/budget> and will serve as the second notice. A link to the budget document will also be available at this web address on May 1st.

State Of Oregon

County Of Clatsop } ss.

Copy Of Advertisement


Affidavit of PUBLICATION

I, Kimberly A. Flaigg being duly sworn, depose and say that I am the principal clerk of the manager of the DAILY ASTORIAN, a newspaper of general circulation, as defined by section ORS 193.010 and 193.020 Oregon Compiled Laws, Annotated, printed and published daily at Astoria in the aforesaid county and state; the Legal Notice #AB4670 Notice of Budget Committee Meeting printed copy of which is hereto attached, was published in the entire issue of said newspaper for one successive and consecutive time(s) in the following issues Published: April 14th, 2015

Handwritten signature of Kimberly A. Flaigg

Signed and attested before me on the 14th day of April 2015, by:

Handwritten signature of Holly Noelle Larkins



Notary Public for the State of Oregon, Residing at Astoria, Oregon, Clatsop County.

AB4670 NOTICE OF BUDGET COMMITTEE MEETING. A public meeting of the Budget Committee of the Clatsop Community College District, Clatsop County, State of Oregon, to discuss the budget for the fiscal year July 1, 2015, to June 30, 2016, will be held at 1651 Lexington Ave., COL 219, Astoria, OR. The meeting will take place on May 5, 2015, at 6:30 p.m. Additional meetings MAY be held at the same location on May 19, 2015 at 5:30 p.m. and May 26, 2015 at 6:30 p.m. The purpose of the meeting is to receive the budget message and to receive comment from the public on the budget. This is a public meeting where deliberation of the Budget Committee will take place. Any person may appear at the meeting. A copy of the budget document may be inspected or obtained on or after May 1, 2015, at 1651 Lexington Ave., LIB 108D, between the hours of 9:00 a.m. and 4:00 p.m. This advertisement will be posted at https://www.clatsopcc.edu/about-ccc/financial-and-budget-reports/budget and will serve as the second notice. A link to the budget document will also be available at this web address on May 1st. Published: April 14th, 2015

**FORM  
CC-1**

**NOTICE OF BUDGET HEARING**

A public meeting of the Clatsop Community College Board will be held on June 9, 2015 at 6:30  a.m. at  p.m.  
(Governing body) (Date)

Columbia Hall, 1651 Lexington Ave, Rm 219, Astoria, OR, Oregon. The purpose of this meeting is to discuss the  
(Location)

budget for the fiscal year beginning July 1, 2015 as approved by the Clatsop Community College Budget Committee.  
(District name)

A summary of the budget is presented below. A copy of the budget may be inspected or obtained at 1651 Lexington Ave, Lib 108  
(Street address)

Astoria, OR between the hours of 9:00 a.m., and 4:00 p.m., or online at www.clatsopcc.edu/about-ccc/

This budget is for an  annual;  biennial budget period. This budget was prepared on a basis of accounting that is:  the same as;  
 different than the preceding year.

Contact JoAnn Zahn	Telephone number ( 503 ) 338-2421	E-mail jzahn@clatsopcc.edu
-----------------------	--------------------------------------	-------------------------------

**FINANCIAL SUMMARY – RESOURCES**

<b>TOTAL OF ALL FUNDS</b>	Actual Budget 20 13 –20 14	Adopted Budget This Year: 20 14 –20 15	Approved Budget Next Year: 20 15 –20 16
1. Beginning Fund Balance .....	1,696,002	1,759,727	14,889,718
2. Current Year Property Taxes, other than Local Option Taxes .....	4,258,848	4,460,133	5,189,638
3. Current Year Local Option Property Taxes .....	0	0	0
4. Tuition & Fees .....	3,404,828	3,518,244	3,075,881
5. Other Revenue from Local Sources .....	1,564,106	1,583,762	1,381,620
6. Revenue from State Sources .....	1,989,020	1,979,629	2,297,157
7. Revenue from Federal Sources .....	6,063,173	4,782,346	4,408,634
8. Interfund Transfers.....	1,289,312	1,001,571	599,940
9. All Other Budget Resources .....	1,031,007	1,215,813	4,031,621
<b>10. Total Resources .....</b>	<b>21,296,296</b>	<b>20,301,225</b>	<b>35,874,209</b>

**FINANCIAL SUMMARY – REQUIREMENTS BY OBJECT CLASSIFICATION**

11. Personnel Services .....	8,849,335	8,981,526	9,205,903
12. Materials & Services .....	2,174,820	3,553,183	5,466,200
13. Financial Aid .....	5,250,177	3,718,475	3,677,971
14. Capital Outlay .....	99,919	31,352	13,787,191
15. Debt Service .....	1,455,041	1,699,285	2,271,121
16. Interfund Transfers.....	1,289,312	1,001,571	599,940
17. Operating Contingency .....	0	390,580	165,342
18. All Other Expenditures.....	368,891	925,253	700,541
19. Unappropriated Ending Fund Balance & Reserves .....	1,808,801	0	0
<b>20. Total Requirements.....</b>	<b>21,296,296</b>	<b>20,301,225</b>	<b>35,874,209</b>

**FINANCIAL SUMMARY – REQUIREMENTS AND FULL-TIME EQUIVALENT EMPLOYEES (FTE) BY FUNCTION**

Function			
Full-Time Equivalent Employees (FTE) for Function			
Instruction	3,989,947	4,111,700	4,312,704
FTE	44.98	57.81	47.41
Instructional Support	1,367,732	1,915,658	1,565,809
FTE	15.03	15.86	13.28

Student Services other than Student Loans & Financial Aid	2,284,184	2,233,421	2,325,970
FTE	26.37	27.18	33.75
Student Loans and Financial Aid	5,370,288	3,763,383	3,720,879
FTE	2.74	0.00	0.00
Community Services	274,470	320,472	351,949
FTE	2.74	2.78	3.19
College Support Services other than Facilities, Acquisition & Construction	2,194,129	2,427,661	2,306,308
FTE	17.76	17.83	17.68
Facility Acquisition & Construction	1,262,390	2,437,494	18,254,187
FTE	8.47	8.77	10.46
Interfund Transfers	1,289,312	1,001,571	599,940
Debt Service	1,455,041	1,699,285	2,271,121
Operating Contingency	0	390,580	165,342
Unappropriated Ending Fund Balance and Reserves	1,808,803	0	0
<b>Total Requirements</b>	<b>21,296,296</b>	<b>20,301,225</b>	<b>35,874,209</b>
<b>Total FTE</b>	<b>118.09</b>	<b>130.23</b>	<b>125.77</b>

**STATEMENT OF CHANGES IN ACTIVITIES and SOURCES OF FINANCING FROM LAST YEAR\***

Revenues

- A 5 percent decline in credit-based tuition student enrollment assumption
- State appropriations based on \$535 million biennial budget
- Tuition at \$99 per credit
- \$250,000 timber revenue (exceeding debt service requirements).

Expenditures

- Steps for eligible employees
- Cost-of-living increase per collective bargaining agreements
- A 5 percent increase for medical, dental, vision
- PERS rate at 18 percent
- Increases for fixed cost items such as utilities and insurance.

**PROPERTY TAX LEVIES**

	Rate or Amount Imposed	Rate or Amount Imposed	Rate or Amount Approved
Permanent Rate Levy .....(Rate Limit <u>.7785</u> Per \$1000)	.7785 per \$1000	.7785 per \$1000	.7785 per \$1000
Local Option Levy .....			
Levy for General Obligation Bonds .....	361,224	377,981	1,015,405

**STATEMENT OF INDEBTEDNESS**

Long Term Debt	Estimated Debt Outstanding on July 1	Estimated Debt Authorized, but not Incurred on July 1
General Obligation Bonds .....	12,580,000	
Other Bonds .....	11,575,000	
Other Borrowings .....	10,535,174	
<b>Total</b> .....	<b>34,690,174</b>	

\*If more space is needed to complete any section of this form, use the space below or add sheets.

State Of Oregon  
 County Of Clatsop } ss.

Copy Of Advertisement


Affidavit of  
 PUBLICATION

I, **Kimberly A. Flaigg** being duly sworn, depose and say that I am the principal clerk of the manager of the **DAILY ASTORIAN**, a newspaper of general circulation, as defined by section ORS 193.010 and 193.020 Oregon Compiled Laws, Annotated, printed and published daily at Astoria in the aforesaid county and state; the **Legal Notice #AB4757 Notice of Budget Hearing** printed copy of which is hereto attached, was published in the entire issue of said newspaper for **one** successive and consecutive **time(s)** in the following issues **Published: May 25th, 2015**

*[Signature]*

Signed and attested before me on the **25th** day of **May, 2015**, by:

*[Signature]*



Notary Public for the State of Oregon, Residing at Astoria, Oregon, Clatsop County.

**FORM CC-1 AB4757 NOTICE OF BUDGET HEARING**

A public meeting of the Clatsop Community College Board will be held on June 9, 2015 at 6:30 a.m. at Columbia Hall, 1651 Lexington Ave, Rm 219, Astoria, OR, Oregon. The purpose of this meeting is to discuss the budget for the fiscal year beginning July 1, 2015 as approved by the Clatsop Community College Budget Committee.

A summary of the budget is presented below. A copy of the budget may be inspected or obtained at 1651 Lexington Ave, Lib 109 Astoria, OR between the hours of 9:00 a.m. and 4:00 p.m., or online at www.clatsopcc.edu/about-cc/

This budget is for an  annual;  biennial budget period. This budget was prepared on a basis of accounting that is:  the same as;  different than the preceding year.

Contact: JoAnn Zahn Telephone number: (503) 338-2421 E-mail: jzahn@clatsopcc.edu

FINANCIAL SUMMARY - RESOURCES			
TOTAL OF ALL FUNDS	Actual Budget 20 13 - 20 14	Adopted Budget This Year: 20 14 - 20 15	Approved Budget Next Year: 20 15 - 20 16
1. Beginning Fund Balance	1,698,002	1,759,727	14,888,718
2. Current Year Property Taxes, other than Local Option Taxes	4,258,848	4,480,135	5,189,638
3. Current Year Local Option Property Taxes	0	0	0
4. Tuition & Fees	3,404,828	3,518,244	3,075,881
5. Other Revenue from Local Sources	1,564,106	1,583,762	1,381,620
6. Revenue from State Sources	1,989,020	1,979,629	2,297,157
7. Revenue from Federal Sources	6,053,173	4,792,346	4,409,634
8. Interfund Transfers	1,289,312	1,001,571	599,940
9. All Other Budget Resources	1,031,007	1,215,813	4,031,621
10. Total Resources	21,296,296	20,301,225	35,874,208

FINANCIAL SUMMARY - REQUIREMENTS BY OBJECT CLASSIFICATION			
	Actual Budget 20 13 - 20 14	Adopted Budget This Year: 20 14 - 20 15	Approved Budget Next Year: 20 15 - 20 16
11. Personnel Services	8,849,535	8,981,526	9,205,903
12. Materials & Services	2,174,920	3,553,183	5,486,200
13. Financial Aid	5,250,177	3,718,475	3,677,971
14. Capital Outlay	99,919	31,382	13,787,181
15. Debt Service	1,455,041	1,699,285	2,271,121
16. Interfund Transfers	1,289,312	1,001,571	599,940
17. Operating Contingency	0	390,580	165,342
18. All Other Expenditures	368,891	925,253	700,541
19. Unappropriated Ending Fund Balance & Reserves	1,808,801	0	0
20. Total Requirements	21,296,296	20,301,225	35,874,208

FINANCIAL SUMMARY - REQUIREMENTS AND FULL-TIME EQUIVALENT EMPLOYEES (FTE) BY FUNCTION			
Function	Actual Budget 20 13 - 20 14	Adopted Budget This Year: 20 14 - 20 15	Approved Budget Next Year: 20 15 - 20 16
Instruction	3,989,947	4,111,700	4,312,704
Instructional Support	1,367,732	1,915,858	1,565,809
Student Services other than Student Loans & Financial Aid	2,284,184	2,233,421	2,325,970
Student Loans and Financial Aid	5,370,288	3,763,383	3,720,879
Community Services	274,470	320,472	351,849
College Support Services other than Facilities, Acquisition & Construction	2,194,129	2,427,661	2,304,308
Facility Acquisition & Construction	1,282,390	2,437,494	18,254,187
Interfund Transfers	847	8,77	10,46
Debt Service	1,289,312	1,001,571	599,940
Operating Contingency	1,455,041	1,699,285	2,271,121
Unappropriated Ending Fund Balance and Reserves	0	390,580	165,342
Total Requirements	1,808,801	0	0
Total FTE	21,296,296	20,301,225	35,874,208

**STATEMENT OF CHANGES IN ACTIVITIES and SOURCES OF FINANCING FROM LAST YEAR**

Revenues

- A 5 percent decline in credit-based tuition student enrollment assumption
- State appropriations based on \$535 million biennial budget
- Tuition at \$99 per credit
- \$250,000 timber revenue (exceeding debt service requirements).

Expenditures

- Steps for eligible employees
- Cost-of-living increase per collective bargaining agreements
- A 5 percent increase for medical, dental, vision
- PERS rate at 18 percent
- Increases for fixed cost items such as utilities and insurance.

PROPERTY TAX LEVIES			
	Rate or Amount Imposed	Rate or Amount Approved	Rate or Amount Approved
Permanent Rate Levy (Rate Limit 7.75%)	7.785 per \$1000	7.785 per \$1000	7.785 per \$1000
Local Option Levy			
Levy for General Obligation Bonds	361,224	377,981	1,015,406


STATEMENT OF INDEBTEDNESS		
	Estimated Debt Outstanding on July 1	Estimated Debt Authorized, but not Incurred on July 1
General Obligation Bonds	12,580,000	
Other Bonds	11,575,000	
Other Borrowings	10,535,174	
Total	34,690,174	

Published: May 25, 2015

**2014-15-06 RESOLUTION AMENDING 2014 - 2015 APPROPRIATIONS**

Be it resolved that the Board amends the appropriations for the purposes indicated within the funds listed below beginning July 1, 2014

	2014-2015 Adopted	2014-2015 Amended	Variance
<b>General Fund</b>			
Total Instruction	\$ 3,940,929	\$ 3,940,929	\$ -
Total Support Services	5,757,408	5,757,408	-
Total Enterprise and Community Services	9,373	9,373	-
Total Other Uses	235,504	235,504	-
Total Contingency	355,504	340,734	(14,770)
Total Transfers	9,050	23,820	14,770
Total General Fund Appropriations	\$ 10,307,768	\$ 10,307,768	\$ -
Total Unappropriated Ending Fund Balance	-	-	-
Total General Fund Requirements	\$ 10,307,768	\$ 10,307,768	\$ -
<b>Grants/Financial Aid Fund</b>			
Total Instruction	\$ 105,419	\$ 115,000	\$ 9,581
Total Support Services	1,816,475	1,816,475	-
Total Enterprise and Community Services	235,006	275,000	39,994
Total Other Uses	3,527,879	3,478,304	(49,575)
Total Grants/Financial Aid Appropriations	\$ 5,684,779	\$ 5,684,779	\$ -
Total Unappropriated Ending Fund Balance	-	-	-
Total Grants/Financial Aid Requirements	\$ 5,684,779	\$ 5,684,779	\$ -
<b>Auxiliary Fund</b>			
Total Instruction	\$ 65,352	\$ 65,352	\$ -
Total Support Services	580,216	580,128	(88)
Total Enterprise and Community Services	34,744	34,744	-
Total Transfers	38,562	38,650	88
Total Auxiliary Fund Appropriations	\$ 718,874	\$ 718,874	\$ -
Total Unappropriated Ending Fund Balance	-	-	-
Total Auxiliary Fund Requirements	\$ 718,874	\$ 718,874	\$ -
<b>Unexpended Plant Fund</b>			
Total Facilities Acquisition and Construction	\$ 1,061,301	\$ 3,000,000	\$ 1,938,699
Total Transfers	950,780	9,550,000	8,599,220
Total Unexpended Plant Fund Appropriations	\$ 2,012,081	\$ 12,550,000	\$ 10,537,919
Total Unappropriated Ending Fund Balance	-	-	-
Total Unexpended Plant Fund Requirements	\$ 2,012,081	\$ 12,550,000	\$ 10,537,919
<b>Plant Debt Service Fund</b>			
Total Other Uses	\$ 980,133	\$ 980,133	\$ -
Total Plant Debt Service Appropriations	\$ 980,133	\$ 980,133	\$ -
Total Unappropriated Ending Fund Balance	-	-	-
Total Plant Fund Debt Service Requirements	\$ 980,133	\$ 980,133	\$ -
<b>Clubs &amp; Organizations</b>			
Total Enterprise and Community Services	\$ 41,349	\$ 41,349	\$ -
Total Support Services	547	547	-
Total Other Uses	38,243	38,243	-
Total Transfers	3,179	3,179	-
Total Agency Fund Appropriations	\$ 83,318	\$ 83,318	\$ -
Total Unappropriated Ending Fund Balance	-	-	-
Total Agency Fund Requirements	\$ 83,318	\$ 83,318	\$ -
<b>Non-Plant Debt Fund</b>			
Total Other Uses	\$ 514,272	\$ 514,272	\$ -
Total Unappropriated Ending Fund Balance	-	-	-
Total Non-Plant Debt Fund Requirements	\$ 514,272	\$ 514,272	\$ -
<b>TOTAL APPROPRIATIONS</b>	\$ 20,301,225	\$ 30,839,144	\$ 10,537,919
<b>TOTAL UNAPPROPRIATED ENDING BALANCE</b>	-	-	-
<b>TOTAL BUDGET REQUIREMENTS</b>	\$ 20,301,225	\$ 30,839,144	\$ 10,537,919

JUNE 9, 2015  
 Date Resolution Adopted  




Clatsop Community College  
 2014-15-07 RESOLUTION ADOPTING THE 2015-2016 BUDGET, MAKING APPROPRIATIONS, AND IMPOSING AND CATEGORIZING TAXES

**BE IT RESOLVED**, that the Board of Directors of Clatsop Community College adopts the budget for fiscal year 2015-2016 in the total sum of **\$36,230,910** as now on file in the office of the Vice President of Finance & Operations, Clatsop Community College, 1651 Lexington Avenue, Astoria, OR 97103; and

**BE IT RESOLVED**, that for the fiscal year beginning July 1, 2015, the amounts below are hereby appropriated for Clatsop Community College for the purpose indicated within the funds listed as follows:

<b>General Fund</b>	
Total Instruction	\$ 4,141,285
Total Support Services	5,714,540
Total Enterprise and Community Services	6,183
Total Other Uses	193,000
Total Contingency	154,380
Total Transfers	23,550
Total General Fund Appropriations	\$ 10,232,938
Total Unappropriated Ending Fund Balance	-
Total General Fund Requirements	<u>\$ 10,232,938</u>
<b>Grants/Financial Aid Fund</b>	
Total Instruction	\$ 115,913
Total Support Services	1,410,350
Total Enterprise and Community Services	276,055
Total Other Uses	3,575,310
Total Grants/Financial Aid Appropriations	\$ 5,377,628
Total Unappropriated Ending Fund Balance	-
Total Grants/Financial Aid Requirements	<u>\$ 5,377,628</u>
<b>Auxiliary Fund</b>	
Total Instruction	\$ 94,591
Total Support Services	602,354
Total Enterprise and Community Services	11,133
Total Contingency	103,352
Total Auxiliary Fund Appropriations	\$ 811,430
Total Unappropriated Ending Fund Balance	-
Total Auxiliary Fund Requirements	<u>\$ 811,430</u>
<b>Unexpended Plant Fund</b>	
Total Facilities Acquisition and Construction	\$ 16,877,260
Total Transfers	576,385
Total Unexpended Plant Fund Appropriations	\$ 17,453,645
Total Unappropriated Ending Fund Balance	-
Total Unexpended Plant Fund Requirements	<u>\$ 17,453,645</u>
<b>Plant Debt Service Fund</b>	
Total Other Uses	\$ 1,526,023
Total Plant Debt Service Fund Appropriations	\$ 1,526,023
Total Unappropriated Ending Fund Balance	-
Total Plant Debt Service Fund Requirements	<u>\$ 1,526,023</u>
<b>Clubs &amp; Organizations</b>	
Total Enterprise and Community Services	\$ 23,804
Total Other Uses	24,483
Total Contingency	13,171
Total Transfers	5
Total Agency Fund Appropriations	\$ 81,273
Total Unappropriated Ending Fund Balance	-
Total Agency Fund Requirements	<u>\$ 81,273</u>
<b>Non-Plant Debt Fund</b>	
Total Other Uses	\$ 540,198
Total Non-Plant Debt Fund Appropriations	\$ 540,198
Total Unappropriated Ending Fund Balance	227,775
Total Non-Plant Debt Fund Requirements	<u>\$ 767,973</u>
<b>TOTAL APPROPRIATIONS</b>	
	\$ 36,003,135
TOTAL UNAPPROPRIATED ENDING BALANCE	227,775
TOTAL BUDGET REQUIREMENTS	<u>\$ 36,230,910</u>

AND;

**BE IT RESOLVED**, that the Board of Directors for Clatsop Community College hereby imposes the taxes provided for in the adopted budget at the rate of \$.7785 per \$1,000 of assessed value for operations and in the amount of \$1,015,405 for bonds; and that these taxes are hereby imposed and categorized for the tax year 2015-2016 upon the assessed value of all taxable property within the College district.

General Fund	Education	Excluded from Limitation
Plant Debt Service	\$ .7785/\$1,000	\$1,015,405

Date Resolution Adopted

Rosemary Baker-Monaghan, Board Chair

Larry Galizio, President

JoAnn Zahn, Vice President Finance & Operations

JUNE 9, 2015  
 Date  
 6/10/15  
 Date  
 6/9/15  
 Date

**VII. NEW BUSINESS cont.**

**B. Amend FY2014-15 Budget**

The Board was asked to amend the appropriations for FY15 as indicated on Resolution 2014-15-06 in Attachment I in the Board packet. During the fiscal year, some plans change within the funds for how funds will be expended. It becomes necessary to amend the budget due to these changes. Attachment I provided the details for the changes required. Robert Duehmig **moved the Board adopt Resolution 2014-15-06 amending the appropriations for the FY2014-15 budget as follows: Be it resolved that the Board amends the appropriations for the purposes indicated within the funds listed beginning July 1, 2014.** Tessa James Scheller seconded. The motion carried unanimously.

**C. Adopt FY2015-16 Budget**

Resolution 2014-15-07 was provided to the Board as required by law and was comprised of three parts: 1) adopts the budget and states the total amount of all the budget requirements; 2) provides legal spending authority throughout the fiscal year; and 3) imposes and categories taxes in the form and amount the College wants to certify to the assessor. The College has adhered to specific steps outlined in ORS 294 that must be followed during the budget process. Patrick Wingard **moved that the Board of Directors of Clatsop Community College adopts the FY2015-16 budget, make appropriations and impose and categorize taxes as worded in Resolution 2014-15-07 as follows: Be it resolved, the Board of Directors of Clatsop Community College adopts the budget for fiscal year 2015-16 in the total sum of \$38,230,910 as now on file in the office of the Vice President of Finance and Operations, Clatsop Community College, 1651 Lexington Avenue, Astoria, OR 97103; and be it resolved, that for the fiscal year beginning July 1, 2015 the amounts listed are hereby appropriated for Clatsop Community College for the purposes indicated within the funds listed; and be it resolved, that the Board of Directors for Clatsop Community College imposes the taxes provided for in the adopted budget at the rate of \$.7785 per \$1,000 of assessed value for operations and in the amount of \$1,015,405 for bonds; and that these taxes are hereby imposed and categorized for the tax year 2015-16 upon the assessed value of all taxable property within the College district.** Tessa James Scheller seconded. VP Zahn said that the following adjustments were made to the 2015-16 budget after the Budget Committee approved it on May 5: adjustment to tuition revenue. The motion carried unanimously.

# Notice of Property Tax and Certification of Intent to Impose a Tax on Property for Education Districts

# FORM ED-50 2015-2016

To assessor of Clatsop County

Check here if this is an amended form.

• Be sure to read instructions in the current Notice of Property Tax Levy Forms and Instructions booklet.

The Clatsop Community College District name has the responsibility and authority to place the following property tax, fee, charge, or assessment on the tax roll of Clatsop County Name County. The property tax, fee, charge, or assessment is categorized as stated by this form.

1651 Lexington Ave Mailing Address of District      Astoria City      OR State      97103 ZIP Code      \_\_\_\_\_ Date Submitted

JoAnn Zahn Contact person      VP, Finance & Operations Title      503-338-2421 Daytime telephone number      jzahn@clatsopcc.edu Contact person e-mail address

**CERTIFICATION**— You **must** check one box if you are subject to local budget law.

- The tax rate or levy amounts certified in Part I are within the tax rate or levy amounts approved by the budget committee.
- The tax rate or levy amounts certified in Part I were changed by the governing body and republished as required in ORS 294.456.

**PART I: TOTAL PROPERTY TAX LEVY**

	Subject to Education Limits		Excluded from Measure 5 Limits
	Rate —or— Dollar Amount		
1. Rate per \$1,000 levied (within permanent rate limit).....1	0.7785 per \$1000		
2. Local option operating tax .....2			Dollar Amount of Bond Levy
3. Local option capital project tax .....3			
4a. Levy for bonded indebtedness from bonds approved by voters <b>prior</b> to October 6, 2001.....4a			0
4b. Levy for bonded indebtedness from bonds approved by voters <b>after</b> October 6, 2001 ..... 4b			1,015,405
4c. Total levy for bonded indebtedness not subject to Measure 5 or Measure 50 (total of 4a + 4b).....4c			1,015,405

**PART II: RATE LIMIT CERTIFICATION**

5. Permanent rate limit in dollars and cents per \$1,000.....5	0.7785 per \$1000
6. Election date when your new district received voter approval for your permanent rate limit .....6	
7. <b>Estimated</b> permanent rate limit for newly <b>merged/consolidated</b> district.....7	

**PART III: SCHEDULE OF LOCAL OPTION TAXES**— Enter all local option taxes on this schedule. If there are more than two taxes, attach a sheet showing the information for each.

Purpose (operating, capital project, or mixed)	Date voters approved local option ballot measure	First tax year levied	Final tax year to be levied	Tax amount —or— rate authorized per year by voters

**(see the back for worksheet for lines 4a, 4b, and 4c)**  
**File with your assessor no later than JULY 15, unless granted an extension in writing.**



## Summary All Funds

	<u>Pages</u>
Revenues, Expenditures, & Transfers .....	29



# Clatsop Community College

## Summary by Fund

### Revenues

12-13 Actual	FTE	13-14 Actual	FTE	14-15 Adopted	FTE	Fund	15-16 Proposed	15-16 Approved	15-16 Adopted	FTE
-9,730,585		-9,798,429		-10,285,394		11 General Fund	-10,204,938	-10,204,938	-10,232,938	
-181,729		-88,147		-702,686		12 Auxiliary Fund	-811,430	-811,430	-811,430	
-7,510,607		-6,897,973		-5,679,229		21 Grants/Financial Aid Fund	-5,357,578	-5,357,578	-5,357,578	
-2,799,148		-2,613,519		-1,691,301		41 Unexpended Plant Fund	-17,453,645	-17,453,645	-17,453,645	
-313,381		-334,631		-350,133		42 Plant Fund Debt Service	-949,638	-949,638	-949,638	
-84,399		-76,504		-76,639		54 Clubs and Organizations Fund	-57,768	-57,768	-57,768	
-88,114		-197,781		-514,272		60 Non-Plant Debt Service Fund	-439,272	-439,272	-767,973	
<b>-20,707,963</b>		<b>-20,006,984</b>		<b>-19,299,654</b>		<b>Total: Revenues</b>	<b>-35,274,269</b>	<b>-35,274,269</b>	<b>-35,630,970</b>	

### Expenditures

12-13 Actual	FTE	13-14 Actual	FTE	14-15 Adopted	FTE	Fund	15-16 Proposed	15-16 Approved	15-16 Adopted	FTE
9,713,438	98.62	9,789,411	94.22	10,298,718	108.10	11 General Fund	10,181,388	10,181,388	10,209,388	105.78
181,729	2.87	88,147	2.19	680,312	2.45	12 Auxiliary Fund	811,430	811,430	811,430	2.32
7,512,197	23.48	6,904,064	21.45	5,684,779	19.18	21 Grants/Financial Aid Fund	5,377,628	5,377,628	5,377,628	16.81
2,187,724		1,984,921	0.23	1,061,301	0.32	41 Unexpended Plant Fund	16,877,260	16,877,260	16,877,260	1.50
940,367		963,229		980,133		42 Plant Fund Debt Service	1,526,023	1,526,023	1,526,023	
84,399	0.09	79,431		80,139	0.18	54 Clubs and Organizations Fund	61,268	61,268	61,268	0.13
88,113		197,781		514,272		60 Non-Plant Debt Service Fund	439,272	439,272	767,973	
<b>20,707,967</b>	<b>125.06</b>	<b>20,006,984</b>	<b>118.09</b>	<b>19,299,654</b>	<b>130.23</b>	<b>Total: Expenditures</b>	<b>35,274,269</b>	<b>35,274,269</b>	<b>35,630,970</b>	<b>126.54</b>

### Transfers

12-13 Actual	FTE	13-14 Actual	FTE	14-15 Adopted	FTE	Fund	15-16 Proposed	15-16 Approved	15-16 Adopted	FTE
17,147		9,018		-13,324		11 General Fund	23,550	23,550	23,550	
				22,374		12 Auxiliary Fund				
-1,585		-6,091		-5,550		21 Grants/Financial Aid Fund	-20,050	-20,050	-20,050	
611,424		628,598		630,000		41 Unexpended Plant Fund	576,385	576,385	576,385	
-626,986		-628,598		-630,000		42 Plant Fund Debt Service	-576,385	-576,385	-576,385	
0		-2,927		-3,500		54 Clubs and Organizations Fund	-3,500	-3,500	-3,500	
<b>0</b>		<b>0</b>		<b>0</b>		<b>Total: Transfers</b>	<b>0</b>	<b>0</b>	<b>0</b>	

<b>4</b>	<b>125.06</b>	<b>0</b>	<b>118.09</b>	<b>0</b>	<b>130.23</b>	<b>Grand Total</b>	<b>0</b>	<b>0</b>	<b>0</b>	<b>126.54</b>
----------	---------------	----------	---------------	----------	---------------	--------------------	----------	----------	----------	---------------





## General Fund

		<u>Pages</u>
Summary by Object:		
Revenues	ORS 294.361 .....	33 - 34
Expenditures	ORS 294.393.....	35 - 38
Transfers .....		39
Summary by Function:	ORS 294.393 .....	40
Includes Revenues, Expenditures, & Transfers		
Summary by Organization Code:	ORS 294.393 .....	41 - 43
(Expenditures sorted by organization code within function)		
Detail by organization codes	ORS 294.393 .....	45 - 133
(sorted by organization code within function)		



# Clatsop Community College

## Summary by Object Code

### Revenues

#### 11 General Fund

12-13		13-14		14-15		Object	15-16	15-16	15-16
Actual	FTE	Actual	FTE	Adopted	FTE		Proposed	Approved	Adopted
-2,387,364		-2,109,118		-2,030,000		8111 Tuition - Credit	-1,850,000	-1,850,000	-1,878,000
-319,324		-367,337		-375,000		8112 Tuition - Border States	-320,000	-320,000	-320,000
-13,348		-7,252		-15,000		8124 Tuition - Out of State	-12,000	-12,000	-12,000
				-4,000		8125 Tuition - Foreign			
1,434		1,865		3,000		8144 Donated Tuition	3,000	3,000	3,000
-43,621		-27,100		-50,000		8153 Fees - Self support	-30,000	-30,000	-30,000
-290,534		-250,141		-250,000		8154 Fees - Technology	-200,000	-200,000	-200,000
-10,585		-9,780		-12,000		8155 Fees - Compass Test	-9,080	-9,080	-9,080
-18,161		-15,844		-20,000		8156 Fees - GED Testing	-12,000	-12,000	-12,000
-2,145						8157 Fees - Graduation			
-100,509		-113,790		-135,000		8158 Professional Technical Fees	-100,000	-100,000	-100,000
-58,745		-51,871		-62,000		8159 Material Fees	-50,000	-50,000	-50,000
-41,475		-53,499		-60,000		8162 Community Education Fees	-50,000	-50,000	-50,000
-18,725		-27,692		-25,000		8163 Misc General Fees	-22,000	-22,000	-22,000
-118,322		-169,808		-200,000		8164 Maritime Science Fee	-170,000	-170,000	-170,000
-4,295		-4,540		-5,000		8167 Proctoring Fee	-4,000	-4,000	-4,000
-11,765		-9,780		-15,000		8168 Admission Fee	-10,000	-10,000	-10,000
-38,708		-32,374		-40,000		8170 Fire Science Self Support Fee	-25,000	-25,000	-25,000
-32,180		-73,910		-80,000		8171 Registration Fees	-75,000	-75,000	-75,000
-33,220		-12,799		-15,000		8172 Nursing Program Fee	-16,758	-16,758	-16,758
-14,795		-16,990		-15,000		8173 Late Payment Fee	-12,000	-12,000	-12,000
-5,315		-4,600		-6,000		8175 Deferred Payment Fee	-3,500	-3,500	-3,500
-40						8177 NSF Check Fee			
				-37,200		8180 Event Admission Fee	-34,900	-34,900	-34,900
-1,022,361		-1,523,187		-1,713,574		8221 State Appropriation	-1,980,000	-1,980,000	-1,980,000
-252,265		-237,575		-400,000		8421 Timber Sales	-250,000	-250,000	-250,000
		-11,505				8435 Sale Of County Property			
-3,666,466		-3,692,166		-3,900,000		8441 Property Tax - Current Year	-4,000,000	-4,000,000	-4,000,000
-194,374		-230,938		-210,000		8442 Property Tax - Prior Year	-240,000	-240,000	-240,000
-925		-1,113				8443 Property Tax - Wost			
				-1,500		8476 Local Grants/Contracts			
-29,250				-2,300		8511 Gifts	-1,500	-1,500	-1,500
-2,269						8512 Automotive Program Support			
-85,000		-35,000		-35,000		8513 Allied Health Program Support	-25,000	-25,000	-25,000
-429		-313		-500		8623 Library Patron Fee	-500	-500	-500
-29,907		-18,451		-20,000		8635 Facility Lease/Rent	-20,000	-20,000	-20,000
-14,888		-25,501		-26,400		8636 Pac Rental Income	-25,000	-25,000	-25,000
-7,200		-11,400		-10,800		8637 J Peper Rental Income	-11,400	-11,400	-11,400
-4,800		-5,400		-7,200		8638 Merts Apt Rental Income	-7,200	-7,200	-7,200

# Clatsop Community College

## *Summary by Object Code*

### Revenues

#### 11 General Fund

12-13		13-14		14-15		Object	15-16		15-16	
Actual	FTE	Actual	FTE	Adopted	FTE		Proposed	Approved	Adopted	FTE
-218,366		-214,845		-35,000		8642 Sales And Services	-50,000	-50,000	-50,000	
-2,294		-251		-5,000		8671 Sale Of Surplus Items	-500	-500	-500	
-44		-160				8811 Library Fines/Loans	-100	-100	-100	
18						8813 A/P Discounts				
-63,992		-23,780		-50,000		8815 Miscellaneous Revenue	-25,000	-25,000	-25,000	
-251		18				8816 Cash Short Or Over				
-24,500		-20,969		-25,000		8825 Overhead Recovery	-20,000	-20,000	-20,000	
		-30,000		-30,000		8829 Foundation Salary Reimbursemen	-30,000	-30,000	-30,000	
-4,356		-5,085		-5,000		8835 Admin Services Fees	-5,000	-5,000	-5,000	
-8,991		-10,882		-7,500		8881 Interest Income	-10,000	-10,000	-10,000	
-657		-554				8882 Unsegrated Tax Interest	-500	-500	-500	
-535,276		-343,012		-349,920		8899 Beginning Cash Balance	-500,000	-500,000	-500,000	
				-2,500		8921 Box Office Receipts - Arts & I				
<b>-9,730,585</b>		<b>-9,798,429</b>		<b>-10,285,394</b>		<b>Total: Revenues General Fund</b>	<b>-10,204,938</b>	<b>-10,204,938</b>	<b>-10,232,938</b>	

# Clatsop Community College

## Summary by Object Code

### Expenditures

#### 11 General Fund

12-13		13-14		14-15		Object	15-16	15-16	15-16	FTE
Actual	FTE	Actual	FTE	Adopted	FTE		Proposed	Approved	Adopted	
135,120	1.00	143,776	1.00	149,516	1.00	1111 President	149,516	149,516	149,516	1.00
1,626,233	27.11	1,702,357	26.71	1,767,296	27.40	1112 Faculty (FT)	1,865,782	1,865,782	1,865,782	27.77
202,926	2.00	204,617	2.00	207,006	2.00	1113 Administrative (FT)	215,164	215,164	215,164	2.00
1,247,057	19.84	1,283,050	20.13	1,332,662	19.91	1114 Service And Supervisory (FT)	1,269,826	1,269,826	1,269,826	25.51
126,553	3.07	148,531	3.75	155,424	3.75	1116 Confidential Classified (FT)	159,760	159,760	159,760	3.75
856,826	26.03	821,781	24.33	869,359	25.07	1117 Classified (FT)	930,046	930,046	951,736	27.79
632,162	11.00	572,572	7.21	621,025	20.01	1212 Faculty (PT)	583,850	583,850	582,348	10.01
57,864	1.92	25,744	0.83	37,006	1.35	1217 Classified (PT)	35,106	35,106	35,106	1.30
4,372	0.07	12,364	0.16	36,907	1.20	1222 Faculty (Extra Duty)	33,128	33,128	33,128	0.57
148,990	5.71	168,540	5.46	143,766	4.69	1227 Classified (Temp)	143,870	143,870	145,372	4.70
		36,114	0.45	33,174	1.17	1232 FT Faculty PT Summer	36,103	36,103	36,103	0.63
		9,949	0.13	12,115	0.40	1242 PT Faculty Office Hour	4,682	4,682	4,682	0.08
7,581	0.36	2,758	0.09	4,597	0.15	1319 CWS Students	4,597	4,597	4,597	0.15
65,275	0.82	60,755	1.97	17	0.00	1412 FT Faculty Overload	36,709	36,709	36,709	0.63
-36	0.00					1514 Jury Duty Reimbursement				
-6,286	-0.31		0.00	-3,302		1516 Salary Reimbursement	-3,302	-3,302	-3,302	-0.11
				81,423		1600 *****Fringe Benefits	93,483	93,483	93,483	
5,606		6,302		6,544		1612 Life Insurance	6,584	6,584	6,666	
11,496		13,109		11,974		1613 Long Term Disability	14,603	14,603	14,672	
880,497		890,989		926,300		1614 Medical Insurance	952,035	952,035	963,373	
659		768		770		1615 Flex Spending Admin Fee	1,220	1,220	1,220	
755		755		755		1616 Gtl Insurance	755	755	755	
53,955		24,890		22,476		1621 Unemployment Insurance	23,121	23,121	23,229	
38,110		35,574		33,628		1622 Workers Comp	32,932	32,932	33,043	
767,941		847,653		828,012		1631 Oregon Pers	837,214	837,214	841,118	
309,184		312,228		278,829		1641 Social Security	286,821	286,821	288,166	
72,655		73,446		65,206		1642 Medicare	67,075	67,075	67,390	
-513						1648 Benefit Reimbursement				
31,793				10,000		1661 Retirement Incentive Rip	10,000	10,000	10,000	
6,806		-8,531		10,000		1671 Vacation Accrual				
41,612		37,402		57,429		2221 In-State Travel	55,140	55,140	55,140	
369		2,297		5,301		2222 PT Instructor Instate Travel	5,701	5,701	5,701	
8,437		13,950		21,598		2231 Out-Of-State Travel	25,461	25,461	25,461	
		268				2241 Student Travel				
2,938		3,276		5,947		2242 Student Transportation	3,451	3,451	3,451	
300		300		3,100		2251 Applicant Travel	900	900	900	
19,013		19,710		27,872		2311 Travel	20,832	20,832	20,832	
		379		825		2315 Miscellaneous	825	825	825	
16,969		26,416		29,768		2317 Registration	20,636	20,636	20,636	

# Clatsop Community College

## Summary by Object Code

### Expenditures

#### 11 General Fund

12-13		13-14		14-15		Object	15-16	15-16	15-16
Actual	FTE	Actual	FTE	Adopted	FTE		Proposed	Approved	Adopted
99,005		65,096		92,050		3011 Professional Fees	89,122	89,122	89,122
55,153		40,590		83,248		3012 Consultants	63,633	63,633	63,633
350		873		1,305		3014 Artistic & Graphic	755	755	755
		4,800				3015 Accreditation			
		1,800		3,831		3021 Honoraria, Speakers	3,752	3,752	3,752
241,724		640		38,464		3022 Non-Employee Wages	37,817	37,817	37,817
		20				3031 Catering For Spec Events			
4,504		5,649		7,154		3041 Computer Services	4,405	4,405	4,405
8,157		8,157		8,157		3042 Janitorial, Custodial Svcs	8,157	8,157	8,157
22,353		24,485		24,000		3043 Payroll Services	24,000	24,000	24,000
4,802		5,001		5,178		3044 Security Services	5,262	5,262	5,262
12,547		17,660		18,608		3051 Equipment Rent Or Lease	22,992	22,992	22,992
22,748		22,748		22,748		3052 Auto, Boat Rent Or Lease	22,748	22,748	22,748
33,061		33,540		38,963		3054 Space Rent Or Lease	37,888	37,888	37,888
51,023		48,624		57,752		3061 Dues And Memberships	60,271	60,271	60,271
12,356		10,849		12,000		3063 Cost Of Issuance	12,000	12,000	12,000
62,595		75,612		78,390		3161 Property Insurance Premium	79,068	79,068	79,068
19,999		21,566		24,151		3162 Casualty Insurance Premium	25,712	25,712	25,712
				3,000		3163 Insurance Deductible	3,000	3,000	3,000
1,652		1,719		1,859		3164 Malpractice Insurance Premium	2,090	2,090	2,090
28,346		28,614		32,041		3311 Telephone Charges	31,618	31,618	31,618
1,610		2,134		2,800		3312 Long Distance Charges	2,300	2,300	2,300
32,502		32,489		34,000		3313 Leased Lines	34,000	34,000	34,000
35,348		31,356		38,000		3321 Postage	38,000	38,000	38,000
109,682		129,323		122,004		3331 Gas	139,627	139,627	139,627
77,929		74,250		77,368		3341 Water, Garbage, Sewer	75,776	75,776	75,776
155,759		162,576		158,184		3351 Electricity	177,087	177,087	177,087
2,750		2,393		2,532		3352 Solar Array	2,760	2,760	2,760
6,901		8,787		19,312		3392 Newspaper Services	16,980	16,980	16,980
3,999		3,717		9,030		3393 Other Communication Svcs	7,776	7,776	7,776
		786		2,180		3451 Vehicle, Boat Repairs	3,081	3,081	3,081
		1,366		135		3452 Equipment Repairs	451	451	451
240,115		244,073		272,615		3454 Maint/Repair Service Contracts	310,376	310,376	310,376
4,730		7,954		11,401		3455 Other Repair Parts/Svcs	12,851	12,851	12,851
1,309		1,134		1,700		3461 Laundry	1,500	1,500	1,500
5,042		2,605		6,268		3521 Taxes, Licenses, Permits	5,061	5,061	5,061
26,415		34,336		26,800		3531 Credit Card Processing Fee	26,800	26,800	26,800
11,354		6,752		8,000		3532 Bank Service Fees	7,500	7,500	7,500
1,431		2,568		4,000		3561 Interest	4,000	4,000	4,000

# Clatsop Community College

## Summary by Object Code

### Expenditures

#### 11 General Fund

12-13		13-14		14-15		Object	15-16	15-16	15-16
Actual	FTE	Actual	FTE	Adopted	FTE		Proposed	Approved	Adopted
	2,219		1,922		2,524	3591 Other Fees	2,580	2,580	2,580
	15,609		15,934		28,704	4402 Printing	27,070	27,070	27,070
	3,418		4,196		13,745	4411 Food For Public Events	8,453	8,453	8,453
	1,961		2,654		3,561	4412 Food For Staff Events	2,900	2,900	2,900
	73,491		76,986		101,210	4421 Instructional Supplies	106,969	106,969	106,969
	74,829		81,484		113,890	4422 Operating Supplies	111,980	111,980	111,980
	59		443		950	4429 Other Consumables	705	705	705
	37,720		40,981		45,446	4431 Pc Software	38,225	38,225	38,225
					1,000	4432 Pc Supplies	427	427	427
	642		112		10,780	4441 Fuel, Oil & Tires	10,780	10,780	10,780
	31,024		35,602		39,590	4461 Subscriptions/Periodicals	45,135	45,135	45,135
	1,606		3,030		4,170	4472 Awards And Gifts	4,479	4,479	4,479
			13,880		14,602	4611 Student Testing Fees	16,360	16,360	16,360
	600		699		600	4613 Student Books	699	699	699
	563		616		752	4615 Student Supplies	750	750	750
	524		159		455	4616 Student Special Events	101	101	101
			46		1,000	4617 Child Care	1,000	1,000	1,000
	11,843				1,337	5511 Instructional Equipment			
	8,470		8,240		5,000	5512 Operating Equipment	8,000	8,000	8,000
						5515 Computer Equipment	23,000	23,000	23,000
	8,006					5522 Building Alterations			
	1,652		3,082		5,090	5551 Network Software	8,682	8,682	8,682
					690	5552 Pc Software			
	156		2,005		2,000	5561 Library Books	2,000	2,000	2,000
	6,344		5,024		7,000	5562 Audiovisual Formats	2,000	2,000	2,000
	48,651		17,170		21,435	5571 Non-Capitalized Equip	20,751	20,751	20,751
					14,440	5572 Non-Capital Renovatons			
	46,570		45,462		60,500	5575 Non-Cap Computer Equipment	33,000	33,000	33,000
	21,240		20,118		21,200	6116 Ccc Opportunity Grant			
	75,050		70,798		61,304	6117 Ccc Success Grant			
					40,000	6118 CCC Honors Scholarship	130,000	130,000	130,000
	16,999					6151 Ash Grants			
	50,375		40,910		48,000	6181 Tuition Waiver - Employee	48,000	48,000	48,000
	12,293		11,086		12,000	6182 Senior Citizen Waiver	12,000	12,000	12,000
	6,567		3,540		3,000	6189 Tuition Waiver-Fallen Service Mem	3,000	3,000	3,000
	20,126		20		50,000	6199 Other Student Aid			
	17,689		8,036		26,000	6931 Bad Debts	20,000	20,000	20,000
	3,684		2,604		2,610	6951 Other Miscellaneous	3,158	3,158	3,158
	-24		-12			6968 Audit/Rounding Balance Adjustmen			

# Clatsop Community College

## *Summary by Object Code*

### Expenditures

#### 11 General Fund

12-13 Actual	FTE	13-14 Actual	FTE	14-15 Adopted		FTE	Object	15-16 Proposed	15-16 Approved	15-16 Adopted		FTE
343,012		611,853					6969 Ending Cash - Unrestricted					
				390,580			6999 Contingency	165,342	165,342	154,380		
<b>9,713,438</b>	<b>98.62</b>	<b>9,789,411</b>	<b>94.22</b>	<b>10,298,718</b>	<b>108.10</b>	<b>Total: Expenditures General Fund</b>		<b>10,181,388</b>	<b>10,181,388</b>	<b>10,209,388</b>	<b>105.78</b>	



# Clatsop Community College

## *Summary by Object Code*

### Transfers

#### 11 General Fund

12-13		13-14		14-15		Object	15-16		15-16	
Actual	FTE	Actual	FTE	Adopted	FTE		Proposed	Approved	Adopted	FTE
1,585		2,364		2,050		7131 Transfer To Fws	2,050	2,050	2,050	
32,561						7315 Transfer To Debt Service				
		3,727		3,500		7319 Transfer Fte To Sba	18,000	18,000	18,000	
		2,927		3,500		7321 Transfer To Asbg	3,500	3,500	3,500	
-16,999						7412 Transfer From Ash				
				-22,374		7416 Transfer from Auxiliary				
<b>17,147</b>		<b>9,018</b>		<b>-13,324</b>		<b>Total: Transfers General Fund</b>	<b>23,550</b>	<b>23,550</b>	<b>23,550</b>	

# Clatsop Community College

## Summary by Function

### 11 General Fund

#### Revenues

12-13 Actual	FTE	13-14 Actual	FTE	14-15 Adopted	FTE	Function	15-16 Proposed	15-16 Approved	15-16 Adopted	FTE
-9,730,585		-9,798,429		-10,285,394		0 Plant	-10,204,938	-10,204,938	-10,232,938	
<b>-9,730,585</b>		<b>-9,798,429</b>		<b>-10,285,394</b>		<b>Total: Revenues</b>	<b>-10,204,938</b>	<b>-10,204,938</b>	<b>-10,232,938</b>	

#### Expenditures

12-13 Actual	FTE	13-14 Actual	FTE	14-15 Adopted	FTE	Function	15-16 Proposed	15-16 Approved	15-16 Adopted	FTE
3,858,064	45.26	3,755,511	43.22	3,940,929	56.23	1 Instruction	4,102,323	4,102,323	4,141,285	46.72
996,128	12.15	1,026,933	11.88	1,112,169	12.37	2 Academic Support	1,156,804	1,156,804	1,156,804	12.05
3,309	0.08	8,758	0.17	9,373	0.17	3 Public Service	6,183	6,183	6,183	0.07
954,194	13.27	1,047,527	13.96	1,080,248	14.05	4 Student Service	1,086,736	1,086,736	1,086,736	21.30
2,325,723	19.43	2,129,699	16.76	2,358,842	16.83	5 Institutional Support	2,332,977	2,332,977	2,332,977	16.68
1,030,382	8.43	1,062,670	8.24	1,206,149	8.45	6 Plant Operation & Maintenance	1,138,023	1,138,023	1,138,023	8.96
202,650		146,472		235,504		7 Scholarships & Fellowships	193,000	193,000	193,000	
342,988		611,841		355,504		9 Reserves	165,342	165,342	154,380	
<b>9,713,438</b>	<b>98.62</b>	<b>9,789,411</b>	<b>94.22</b>	<b>10,298,718</b>	<b>108.10</b>	<b>Total: Expenditures</b>	<b>10,181,388</b>	<b>10,181,388</b>	<b>10,209,388</b>	<b>105.78</b>

#### Transfers

12-13 Actual	FTE	13-14 Actual	FTE	14-15 Adopted	FTE	Function	15-16 Proposed	15-16 Approved	15-16 Adopted	FTE
17,147		9,018		-13,324		5 Institutional Support	23,550	23,550	23,550	
<b>17,147</b>		<b>9,018</b>		<b>-13,324</b>		<b>Total: Transfers</b>	<b>23,550</b>	<b>23,550</b>	<b>23,550</b>	

# Clatsop Community College

## Summary by Organization

### Expenditures

#### 11 General Fund

12-13 Actual	FTE	13-14 Actual	FTE	14-15 Adopted	FTE	Organization	15-16 Proposed	15-16 Approved	15-16 Adopted	FTE
1,016	0.02	2,468	0.03	6,027	0.05	11111000 Instruction General	10,105	10,105	7,159	0.02
150,319	2.00	161,711	1.81	154,616	2.31	11111112 Art	166,078	166,078	167,711	1.92
193,825	2.18	210,269	2.27	224,115	2.52	11111116 Biology	226,819	226,819	226,819	2.23
21,644	0.33	24,626	0.33	24,030	0.62	11111120 Chemistry	22,734	22,734	22,734	0.38
390,074	4.78	414,207	4.24	381,404	5.14	11111134 Communication & Humanities	421,334	421,334	422,647	4.56
136,194	1.48	135,564	1.42	127,977	1.64	11111140 Health & Physical Education	141,639	141,639	141,639	1.48
415,858	5.99	441,731	5.68	423,664	5.95	11111144 Mathematics	464,241	464,241	503,203	6.39
109,145	1.10	122,385	1.28	117,954	1.19	11111148 Physical Science	128,531	128,531	128,531	1.19
160,290	2.36	182,477	2.18	149,636	3.09	11111152 Social Science	168,530	168,530	168,530	2.31
262,394	0.77	19,812	0.43	24,359	0.65	11111205 Apprentice Instruction	23,859	23,859	23,859	0.53
44,627	0.46	62,859	0.38	51,711	0.84	11111209 Historic Preservation and Rest oration	55,387	55,387	55,387	0.57
		497	0.00			11111213 Commercial Truck Driving				
160,421	1.97	143,885	1.57	147,921	2.13	11111215 Business Administration	158,347	158,347	158,347	1.68
17,422	0.28	1,883	0.02			11111231 Criminal Justice				
11,544	0.15	13,277	0.12	22,760	0.49	11111239 EMT Training	22,760	22,760	22,760	0.28
				41,000	0.52	11111245 Summer Workshops	15,400	15,400	15,400	0.09
76,615	1.03	89,342	1.11	92,149	1.06	11111268 Medical Assistant	102,407	102,407	102,407	1.10
39,075	0.55	25,850	0.23	48,376	1.20	11111270 Nursing Assistant	42,255	42,255	42,255	0.19
372,189	4.20	337,962	4.30	371,529	4.75	11111271 Nursing	396,461	396,461	396,461	4.49
1,868				14,218	0.33	11111275 Small Business Mgmt				
22,596	0.36	20,199	0.28	36,552	1.05	11111278 Early Childhood Education	22,776	22,776	22,776	0.36
201,684	2.52	224,068	2.59	224,155	3.61	11111315 Adult Basic Education	228,869	228,869	228,869	2.79
50,664	1.26	50,842	1.00	57,838	1.17	11111335 Learning Support Services	53,603	53,603	53,603	1.01
10,522	0.17	11,163	0.15	15,412	0.45	11121000 Workforce Development - Instr uction	14,870	14,870	14,870	0.25
117,738	1.00	106,147	1.00	123,185	1.00	11161425 Distance Education	113,790	113,790	113,790	1.00
				13,909	0.42	11166400 Non-Departmental				
56,562	0.73	53,192	0.75	86,593	1.39	11171211 Automotive Instruction	111,105	111,105	111,105	1.41
43,075	0.44	46,282	0.44	47,447	0.44	11171237 Auto CAD	48,867	48,867	48,867	0.44
409,914	4.06	475,412	4.68	476,154	5.19	11171252 Maritime Sciences	491,943	491,943	491,943	4.65
167,411	1.96	162,206	2.16	170,286	2.27	11171254 Marine Fire Training	178,652	178,652	178,652	2.03
104,383	1.30	111,569	1.19	133,614	1.88	11171262 Welding	137,728	137,728	137,728	1.29
38,010	0.73	32,839	0.46	45,177	1.25	11181410 Community Education	44,777	44,777	44,777	0.74
70,985	1.10	70,787	1.15	79,987	1.45	11181415 Community Education - Self Su port	81,282	81,282	81,282	1.24
				7,174	0.20	11181430 Out of District Ed Svc - COD	7,174	7,174	7,174	0.10
<b>3,858,064</b>	<b>45.26</b>	<b>3,755,511</b>	<b>43.22</b>	<b>3,940,929</b>	<b>56.23</b>	<b>Total: Instruction</b>	<b>4,102,323</b>	<b>4,102,323</b>	<b>4,141,285</b>	<b>46.72</b>
313,927	4.06	267,366	3.23	280,748	3.29	11214600 Library	295,562	295,562	295,562	3.33
						11214625 Audio-Visual	400	400	400	
39,840	0.95	42,434	0.88	51,287	0.85	11224575 Workforce Development Admin	55,191	55,191	55,191	0.85
10,001	0.10	34,484	0.39	34,654	0.10	11224576 SBDC Match	35,135	35,135	35,135	0.38
103,567	1.35	121,961	1.50	124,089	1.50	11264501 VP, Instruction	126,859	126,859	126,859	1.50

# Clatsop Community College Summary by Organization

## Expenditures

### 11 General Fund

12-13 Actual	FTE	13-14 Actual	FTE	14-15 Adopted	FTE	Organization	15-16 Proposed	15-16 Approved	15-16 Adopted	FTE
491,477	5.64	508,539	5.83	546,170	6.13	11264530 Instruct Dept Support Svc	587,819	587,819	587,819	5.81
		1,229		2,000		11264715 Staff Development PT Faculty	2,000	2,000	2,000	
37,316	0.04	50,920	0.05	73,221	0.51	11264725 Staff Development Faculty	53,838	53,838	53,838	0.18
<b>996,128</b>	<b>12.15</b>	<b>1,026,933</b>	<b>11.88</b>	<b>1,112,169</b>	<b>12.37</b>	<b>Total: Academic Support</b>	<b>1,156,804</b>	<b>1,156,804</b>	<b>1,156,804</b>	<b>12.05</b>
3,309	0.08	3,356	0.05	3,431	0.05	11312121 Art Gallery	3,431	3,431	3,431	0.05
		5,402	0.12	5,942	0.12	11352110 Cultural Events	2,752	2,752	2,752	0.02
<b>3,309</b>	<b>0.08</b>	<b>8,758</b>	<b>0.17</b>	<b>9,373</b>	<b>0.17</b>	<b>Total: Public Service</b>	<b>6,183</b>	<b>6,183</b>	<b>6,183</b>	<b>0.07</b>
23,277	0.25	23,714	0.25	24,450	0.25	11415150 Counseling	26,134	26,134	26,134	0.25
39,438	0.48	43,244	0.52	45,217	0.53	11415350 Disabled Services	47,883	47,883	47,883	0.47
24,418	0.25	23,296	0.24	28,490	0.25	11415550 Career Planning & Employ	28,819	28,819	28,819	0.25
28,849	0.47	25,454	0.34	35,782	0.64	11415650 Co-operative Education	36,203	36,203	36,203	0.49
107,062	1.50	112,442	1.50	116,958	1.50	11415700 Lives in Transition Match	122,901	122,901	122,901	1.50
134,963	1.50	136,472	1.50	140,829	1.50	11465100 Student Services	130,486	130,486	130,486	1.50
48,005	0.87	67,018	1.01	72,432	1.00	11465120 Admissions	73,995	73,995	73,995	8.16
48,005	0.82	39,379	0.91	36,013	0.60	11465200 Assessment Testing	41,741	41,741	41,741	1.68
1,231		49,396	0.60	77,743	1.20	11465250 Retention & Advising	63,424	63,424	63,424	0.76
185,354	2.35	228,250	2.96	258,866	3.39	11465400 Student Records	265,450	265,450	265,450	3.14
307,880	4.78	293,836	4.13	237,833	3.19	11465450 Financial Aid Administration	244,200	244,200	244,200	3.10
5,712		5,026		5,635		11465610 Graduation	5,500	5,500	5,500	
<b>954,194</b>	<b>13.27</b>	<b>1,047,527</b>	<b>13.96</b>	<b>1,080,248</b>	<b>14.05</b>	<b>Total: Student Service</b>	<b>1,086,736</b>	<b>1,086,736</b>	<b>1,086,736</b>	<b>21.30</b>
87,395	1.00	53,010	0.40	39,885	0.35	11564505 Institutional Research	32,292	32,292	32,292	0.25
19,330		22,807	0.00	54,721	0.01	11566100 Governing Board	56,021	56,021	56,021	0.01
273,129	2.02	281,127	2.35	294,648	2.09	11566120 President's Office	295,084	295,084	295,084	2.06
202,885	2.00	206,846	2.06	210,909	2.00	11566160 VP, Finance & Operations	225,876	225,876	225,876	2.16
72,940	1.07	44,975	0.75	49,961	0.75	11566170 Payroll	50,808	50,808	50,808	0.75
195,033	2.00	176,474	2.03	191,087	2.03	11566180 Human Resources	199,232	199,232	199,232	2.01
764	0.01	112	0.00	1,305	0.01	11566200 Affirmative Action	517	517	517	0.01
63,284		53,753		67,073		11566220 Legal and Audit Services	66,648	66,648	66,648	
4,650				5,000		11566240 Elections				
258,679	3.01	254,285	3.00	283,251	3.00	11566260 Business Office	286,704	286,704	286,704	3.00
93,848		90,210		112,000		11566300 PBX/Phone/Network/Commun	100,200	100,200	100,200	
380,973	3.26	417,444	3.69	453,683	4.00	11566320 Computer Services	478,417	478,417	478,417	4.16
120,756		107,972		161,180		11566330 Technology Fee Expenditure	156,447	156,447	156,447	
72,540	0.53	74,721	0.45	85,628	0.66	11566340 Copy Center	65,541	65,541	65,541	0.26
21,110		22,539		24,919		11566380 Insurance	26,480	26,480	26,480	
23,252		21,223		49,581		11566400 Non-Departmental	35,011	35,011	35,011	
211,339	1.38	117,814	0.31	77,925	0.09	11566410 Retirement Expenses	54,010	54,010	54,010	0.06
55,629	0.76	57,324	0.72	66,627	0.82	11566420 Publication Service	72,541	72,541	72,541	0.95
121,144	1.00	123,873	1.00	126,163	1.00	11566460 College Relations	126,352	126,352	126,352	1.00

# Clatsop Community College Summary by Organization

## Expenditures

11 General Fund

12-13 Actual	FTE	13-14 Actual	FTE	14-15 Adopted	FTE	Organization	15-16 Proposed	15-16 Approved	15-16 Adopted	FTE
						11566480 Title III Match	1,500	1,500	1,500	
47,043	1.38	3,190		3,296		11567300 Safety & Security	3,296	3,296	3,296	
<b>2,325,723</b>	<b>19.43</b>	<b>2,129,699</b>	<b>16.76</b>	<b>2,358,842</b>	<b>16.83</b>	<b>Total: Institutional Support</b>	<b>2,332,977</b>	<b>2,332,977</b>	<b>2,332,977</b>	<b>16.68</b>
159,507	1.00	148,159	0.88	176,331	1.00	11617100 Plant Operations	51,115	51,115	51,115	0.10
232,885	5.34	260,306	5.36	274,912	5.45	11617110 Custodial Operations	326,525	326,525	326,525	6.50
199,840	1.42	200,740	2.00	257,651	2.00	11617120 Plant Maintenance	269,308	269,308	269,308	2.36
34,300	0.67	14,125		26,497		11617150 Grounds Maintenance	20,268	20,268	20,268	
346,008		368,354		394,951		11617500 Utilities	395,000	395,000	395,000	
57,842		70,986		75,807		11666380 Property Insurance	75,807	75,807	75,807	
<b>1,030,382</b>	<b>8.43</b>	<b>1,062,670</b>	<b>8.24</b>	<b>1,206,149</b>	<b>8.45</b>	<b>Total: Plant Operation &amp; Maintenance</b>	<b>1,138,023</b>	<b>1,138,023</b>	<b>1,138,023</b>	<b>8.96</b>
202,650		146,472		235,504		11765450 Financial Aid	193,000	193,000	193,000	
<b>202,650</b>		<b>146,472</b>		<b>235,504</b>		<b>Total: Scholarships &amp; Fellowships</b>	<b>193,000</b>	<b>193,000</b>	<b>193,000</b>	
343,012		611,853		355,504		11966400 Non-Departmental	165,342	165,342	154,380	
-24		-12				11999999 Adjustment to balance w/Audit				
<b>342,988</b>		<b>611,841</b>		<b>355,504</b>		<b>Total: Reserves</b>	<b>165,342</b>	<b>165,342</b>	<b>154,380</b>	
<b>9,713,438</b>	<b>98.62</b>	<b>9,789,411</b>	<b>94.22</b>	<b>10,298,718</b>	<b>108.10</b>	<b>Total: Expenditure General Fund</b>	<b>10,181,388</b>	<b>10,181,388</b>	<b>10,209,388</b>	<b>105.78</b>



# Clatsop Community College

## Detail Budget Report

11000000 GENERAL FUND				<i>Manager</i> VP Finance & Operations		<i>Director</i> VP Finance & Operations				
12-13 Actual	FTE	13-14 Actual	FTE	14-15 Adopted	FTE	Object	15-16 Proposed	15-16 Approved	15-16 Adopted	FTE
-2,387,364		-2,109,118		-2,030,000		8111 Tuition - Credit	-1,850,000	-1,850,000	-1,878,000	
-319,324		-367,337		-375,000		8112 Tuition - Border States	-320,000	-320,000	-320,000	
-13,348		-7,252		-15,000		8124 Tuition - Out of State	-12,000	-12,000	-12,000	
				-4,000		8125 Tuition - Foreign				
1,434		1,865		3,000		8144 Donated Tuition	3,000	3,000	3,000	
-43,621		-27,100		-50,000		8153 Fees - Self support	-30,000	-30,000	-30,000	
-290,534		-250,141		-250,000		8154 Fees - Technology	-200,000	-200,000	-200,000	
-10,585		-9,780		-12,000		8155 Fees - Compass Test	-9,080	-9,080	-9,080	
-18,161		-15,844		-20,000		8156 Fees - GED Testing	-12,000	-12,000	-12,000	
-2,145						8157 Fees - Graduation				
-100,509		-113,790		-135,000		8158 Professional Technical Fees	-100,000	-100,000	-100,000	
-58,745		-51,871		-62,000		8159 Material Fees	-50,000	-50,000	-50,000	
-41,475		-53,499		-60,000		8162 Community Education Fees	-50,000	-50,000	-50,000	
-18,725		-27,692		-25,000		8163 Misc General Fees	-22,000	-22,000	-22,000	
-118,322		-169,808		-200,000		8164 Maritime Science Fee	-170,000	-170,000	-170,000	
-4,295		-4,540		-5,000		8167 Proctoring Fee	-4,000	-4,000	-4,000	
-11,765		-9,780		-15,000		8168 Admission Fee	-10,000	-10,000	-10,000	
-38,708		-32,374		-40,000		8170 Fire Science Self Support Fee	-25,000	-25,000	-25,000	
-32,180		-73,910		-80,000		8171 Registration Fees	-75,000	-75,000	-75,000	
-33,220		-12,799		-15,000		8172 Nursing Program Fee	-16,758	-16,758	-16,758	
-14,795		-16,990		-15,000		8173 Late Payment Fee	-12,000	-12,000	-12,000	
-5,315		-4,600		-6,000		8175 Deferred Payment Fee	-3,500	-3,500	-3,500	
-40						8177 NSF Check Fee				
				-37,200		8180 Event Admission Fee	-34,900	-34,900	-34,900	
-1,022,361		-1,523,187		-1,713,574		8221 State Appropriation	-1,980,000	-1,980,000	-1,980,000	
-252,265		-237,575		-400,000		8421 Timber Sales	-250,000	-250,000	-250,000	
		-11,505				8435 Sale Of County Property				
-3,666,466		-3,692,166		-3,900,000		8441 Property Tax - Current Year	-4,000,000	-4,000,000	-4,000,000	
-194,374		-230,938		-210,000		8442 Property Tax - Prior Year	-240,000	-240,000	-240,000	
-925		-1,113				8443 Property Tax - Wost				
				-1,500		8476 Local Grants/Contracts				
-29,250				-2,300		8511 Gifts	-1,500	-1,500	-1,500	
-2,269						8512 Automotive Program Support				
-85,000		-35,000		-35,000		8513 Allied Health Program Support	-25,000	-25,000	-25,000	
-429		-313		-500		8623 Library Patron Fee	-500	-500	-500	
-29,907		-18,451		-20,000		8635 Facility Lease/Rent	-20,000	-20,000	-20,000	
-14,888		-25,501		-26,400		8636 Pac Rental Income	-25,000	-25,000	-25,000	
-7,200		-11,400		-10,800		8637 J Peper Rental Income	-11,400	-11,400	-11,400	

# Clatsop Community College

## Detail Budget Report

11000000 GENERAL FUND						<i>Manager</i> VP Finance & Operations	<i>Director</i> VP Finance & Operations			
12-13 Actual	FTE	13-14 Actual	FTE	14-15 Adopted	FTE	Object	15-16 Proposed	15-16 Approved	15-16 Adopted	FTE
-4,800		-5,400		-7,200		8638 Merts Apt Rental Income	-7,200	-7,200	-7,200	
-218,366		-214,845		-35,000		8642 Sales And Services	-50,000	-50,000	-50,000	
-2,294		-251		-5,000		8671 Sale Of Surplus Items	-500	-500	-500	
-44		-160				8811 Library Fines/Loans	-100	-100	-100	
18						8813 A/P Discounts				
-63,992		-23,780		-50,000		8815 Miscellaneous Revenue	-25,000	-25,000	-25,000	
-251		18				8816 Cash Short Or Over				
-24,500		-20,969		-25,000		8825 Overhead Recovery	-20,000	-20,000	-20,000	
		-30,000		-30,000		8829 Foundation Salary Reimbursemen	-30,000	-30,000	-30,000	
-4,356		-5,085		-5,000		8835 Admin Services Fees	-5,000	-5,000	-5,000	
-8,991		-10,882		-7,500		8881 Interest Income	-10,000	-10,000	-10,000	
-657		-554				8882 Unsegrated Tax Interest	-500	-500	-500	
-535,276		-343,012		-349,920		8899 Beginning Cash Balance	-500,000	-500,000	-500,000	
				-2,500		8921 Box Office Receipts - Arts & I				
<b>-9,730,585</b>		<b>-9,798,429</b>		<b>-10,285,394</b>		<b>Total: GENERAL FUND</b>	<b>-10,204,938</b>	<b>-10,204,938</b>	<b>-10,232,938</b>	



# Clatsop Community College

## *Detail Budget Report*

11111000 Instruction General						<i>Manager</i> VP Academic & Student Affairs	<i>Director</i> VP Academic & Student Affairs				
12-13 Actual	FTE	13-14 Actual	FTE	14-15 Adopted	FTE	Object	15-16 Proposed	15-16 Approved	15-16 Adopted	FTE	
870	0.02	2,111	0.03	5,500	0.05	1212 Faculty (PT)	4,100	4,100	1,390	0.02	
				477		1600 *****Fringe Benefits	355	355	119		
11		6				1621 Unemployment Insurance					
4		9				1622 Workers Comp					
54		117				1631 Oregon Pers					
54		131				1641 Social Security					
13		31				1642 Medicare					
						2221 In-State Travel	5,600	5,600	5,600		
8		63				4421 Instructional Supplies					
2				50		4422 Operating Supplies	50	50	50		
<b>1,016</b>	<b>0.02</b>	<b>2,468</b>	<b>0.03</b>	<b>6,027</b>	<b>0.05</b>	<b>Total: Instruction General</b>	<b>10,105</b>	<b>10,105</b>	<b>7,159</b>	<b>0.02</b>	

# Clatsop Community College

## Detail Budget Report

11111112 Art *Manager* *Director*  
 Dir Institution Research Assess & VP Academic & Student Affairs

12-13		13-14		14-15				15-16	15-16	15-16	
Actual	FTE	Actual	FTE	Adopted	FTE	Object		Proposed	Approved	Adopted	FTE
67,631	1.16	78,439	1.21	77,948	1.16	1112 Faculty (FT)		82,674	82,674	82,674	1.16
44,561	0.77	36,345	0.46	32,900	1.07	1212 Faculty (PT)		36,000	36,000	36,000	0.62
1,401	0.07	1,743	0.06	1,500	0.05	1227 Classified (Temp)		1,500	1,500	3,002	0.10
		420	0.01	800	0.03	1242 PT Faculty Office Hour		500	500	500	0.01
		167	0.01			1319 CWS Students					
		2,386	0.08	1		1412 FT Faculty Overload		2,000	2,000	2,000	0.03
				3,048		1600 *****Fringe Benefits		3,826	3,826	3,957	
82		97		95		1612 Life Insurance		95	95	95	
188		241		211		1613 Long Term Disability		265	265	265	
11,357		12,412		12,526		1614 Medical Insurance		13,152	13,152	13,152	
1,371		603		390		1621 Unemployment Insurance		413	413	413	
501		555		398		1622 Workers Comp		422	422	422	
11,392		15,825		14,186		1631 Oregon Pers		14,881	14,881	14,881	
6,945		7,404		4,833		1641 Social Security		5,126	5,126	5,126	
1,624		1,732		1,130		1642 Medicare		1,198	1,198	1,198	
		152		253		2221 In-State Travel		300	300	300	
-14				97		2242 Student Transportation					
		100		200		3021 Honoraria, Speakers		200	200	200	
		50		900		3051 Equipment Rent Or Lease					
						3161 Property Insurance Premium		226	226	226	
		165		200		3455 Other Repair Parts/Svcs		300	300	300	
3,280		2,875		3,000		4421 Instructional Supplies		3,000	3,000	3,000	
<b>150,319</b>	<b>2.00</b>	<b>161,711</b>	<b>1.81</b>	<b>154,616</b>	<b>2.31</b>	<b>Total: Art</b>		<b>166,078</b>	<b>166,078</b>	<b>167,711</b>	<b>1.92</b>

# Clatsop Community College

## Detail Budget Report

11111116 Biology *Manager*  
Dir Institution Research Assess & *Director*  
VP Academic & Student Affairs

12-13		13-14		14-15		Object	15-16	15-16	15-16	FTE
Actual	FTE	Actual	FTE	Adopted	FTE		Proposed	Approved	Adopted	
111,173	1.80	134,158	2.00	137,518	2.00	1112 Faculty (FT)	143,797	143,797	143,797	2.00
11,183	0.19	3,154	0.04	10,000	0.32	1212 Faculty (PT)	3,000	3,000	3,000	0.05
4,817	0.12			6,352	0.20	1217 Classified (PT)	4,998	4,998	4,998	0.15
449	0.02	5,124	0.17	1		1227 Classified (Temp)	1	1	1	0.00
				1		1242 PT Faculty Office Hour	1	1	1	0.00
3,961	0.05	1,976	0.06	1		1412 FT Faculty Overload	2,000	2,000	2,000	0.03
				866		1600 *****Fringe Benefits	793	793	793	
142		161		164		1612 Life Insurance	164	164	164	
311		408		371		1613 Long Term Disability	460	460	460	
19,596		20,572		21,596		1614 Medical Insurance	22,676	22,676	22,676	
1,638		681		720		1621 Unemployment Insurance	744	744	744	
621		671		734		1622 Workers Comp	759	759	759	
21,427		24,100		26,185		1631 Oregon Pers	26,783	26,783	26,783	
8,122		8,718		8,920		1641 Social Security	9,226	9,226	9,226	
1,899		2,039		2,086		1642 Medicare	2,157	2,157	2,157	
59		45		100		2221 In-State Travel	100	100	100	
		268				2241 Student Travel				
452		434		500		2242 Student Transportation	700	700	700	
700		750		750		3454 Maint/Repair Service Contracts	775	775	775	
7,275		7,010		7,250		4421 Instructional Supplies	7,685	7,685	7,685	
<b>193,825</b>	<b>2.18</b>	<b>210,269</b>	<b>2.27</b>	<b>224,115</b>	<b>2.52</b>	<b>Total: Biology</b>	<b>226,819</b>	<b>226,819</b>	<b>226,819</b>	<b>2.23</b>

# Clatsop Community College

## *Detail Budget Report*

11111120 Chemistry *Manager*  
Dir Institution Research Assess & *Director*  
VP Academic & Student Affairs

12-13 Actual	FTE	13-14 Actual	FTE	14-15 Adopted	FTE	Object	15-16 Proposed	15-16 Approved	15-16 Adopted	FTE
10,465	0.18	13,385	0.17	13,026	0.42	1212 Faculty (PT)	13,026	13,026	13,026	0.22
4,816	0.12			6,352	0.20	1217 Classified (PT)	4,998	4,998	4,998	0.15
449	0.02	4,845	0.16	1		1227 Classified (Temp)	1	1	1	0.00
		700	0.01	1		1242 PT Faculty Office Hour	500	500	500	0.01
				1		1412 FT Faculty Overload	1	1	1	0.00
				1,128		1600 *****Fringe Benefits	1,172	1,172	1,172	
197		93		32		1621 Unemployment Insurance	25	25	25	
74		91		32		1622 Workers Comp	25	25	25	
3,425		2,654		1,156		1631 Oregon Pers	900	900	900	
975		1,171		394		1641 Social Security	310	310	310	
228		274		92		1642 Medicare	72	72	72	
				205		3454 Maint/Repair Service Contracts	220	220	220	
1,015		1,413		1,610		4421 Instructional Supplies	1,484	1,484	1,484	
<b>21,644</b>	<b>0.33</b>	<b>24,626</b>	<b>0.33</b>	<b>24,030</b>	<b>0.62</b>	<b>Total: Chemistry</b>	<b>22,734</b>	<b>22,734</b>	<b>22,734</b>	<b>0.38</b>

# Clatsop Community College

## Detail Budget Report

11111134 Communication & Humanities *Manager*  
Dir Institution Research Assess & *Director*  
VP Academic & Student Affairs

12-13		13-14		14-15		Object	15-16	15-16	15-16	FTE
Actual	FTE	Actual	FTE	Adopted	FTE		Proposed	Approved	Adopted	
198,511	3.19	219,036	3.08	217,412	3.00	1112 Faculty (FT)	226,321	226,321	226,321	3.00
89,504	1.57	71,216	0.90	56,745	1.84	1212 Faculty (PT)	76,000	76,000	77,208	1.33
		543	0.02			1227 Classified (Temp)				
		9,255	0.12	9,255	0.30	1232 FT Faculty PT Summer	9,255	9,255	9,255	0.16
		2,740	0.03	1		1242 PT Faculty Office Hour	1,000	1,000	1,000	0.02
1,320	0.02	2,963	0.10	1		1412 FT Faculty Overload	3,000	3,000	3,000	0.05
				5,716		1600 *****Fringe Benefits	9,936	9,936	10,041	
213		248		246		1612 Life Insurance	246	246	246	
552		678		587		1613 Long Term Disability	724	724	724	
29,394		31,722		32,394		1614 Medical Insurance	34,014	34,014	34,014	
3,832		1,509		1,087		1621 Unemployment Insurance	1,132	1,132	1,132	
1,419		1,416		1,109		1622 Workers Comp	1,155	1,155	1,155	
42,049		49,396		39,569		1631 Oregon Pers	40,738	40,738	40,738	
18,571		18,484		13,480		1641 Social Security	14,032	14,032	14,032	
4,343		4,323		3,152		1642 Medicare	3,281	3,281	3,281	
				75		2221 In-State Travel				
				75		2242 Student Transportation				
366		678		500		4421 Instructional Supplies	500	500	500	
<b>390,074</b>	<b>4.78</b>	<b>414,207</b>	<b>4.24</b>	<b>381,404</b>	<b>5.14</b>	<b>Total: Communication &amp; Humanities</b>	<b>421,334</b>	<b>421,334</b>	<b>422,647</b>	<b>4.56</b>

# Clatsop Community College

## Detail Budget Report

11111140 Health & Physical Education *Manager*  
Dir Institution Research Assess & *Director*  
VP Academic & Student Affairs

12-13		13-14		14-15		Object	15-16		15-16		15-16	
Actual	FTE	Actual	FTE	Adopted	FTE		Proposed	Approved	Adopted	FTE		
71,171	1.00	72,675	1.00	73,402	1.00	1112 Faculty (FT)	75,604	75,604	75,604	1.00		
21,688	0.37	19,813	0.25	15,350	0.50	1212 Faculty (PT)	20,000	20,000	20,000	0.34		
		4,417	0.06	4,417	0.14	1232 FT Faculty PT Summer	4,500	4,500	4,500	0.08		
				1		1242 PT Faculty Office Hour	1	1	1	0.00		
8,362	0.10	3,457	0.11	1		1412 FT Faculty Overload	3,500	3,500	3,500	0.06		
				1,713		1600 *****Fringe Benefits	3,866	3,866	3,866			
71		80		82		1612 Life Insurance	82	82	82			
196		226		198		1613 Long Term Disability	242	242	242			
9,798		10,286		10,798		1614 Medical Insurance	11,338	11,338	11,338			
1,243		498		367		1621 Unemployment Insurance	378	378	378			
461		465		374		1622 Workers Comp	386	386	386			
13,863		14,614		13,359		1631 Oregon Pers	13,609	13,609	13,609			
5,789		5,865		4,551		1641 Social Security	4,687	4,687	4,687			
1,354		1,372		1,064		1642 Medicare	1,096	1,096	1,096			
247		247		200		3461 Laundry	250	250	250			
1,951		1,549		2,000		4421 Instructional Supplies	2,000	2,000	2,000			
				100		4422 Operating Supplies	100	100	100			
<b>136,194</b>	<b>1.48</b>	<b>135,564</b>	<b>1.42</b>	<b>127,977</b>	<b>1.64</b>	<b>Total: Health &amp; Physical Education</b>	<b>141,639</b>	<b>141,639</b>	<b>141,639</b>	<b>1.48</b>		

# Clatsop Community College

## Detail Budget Report

11111144 Mathematics *Manager* *Director*  
 Dir Institution Research Assess & VP Academic & Student Affairs

12-13		13-14		14-15				15-16	15-16	15-16	
Actual	FTE	Actual	FTE	Adopted	FTE	Object		Proposed	Approved	Adopted	FTE
220,367	4.02	238,285	4.00	246,252	4.00	1112 Faculty (FT)		259,871	259,871	259,871	4.00
						1117 Classified (FT)				21,690	0.75
51,230	0.90	41,630	0.52	42,776	1.39	1212 Faculty (PT)		42,776	42,776	42,776	0.74
23,760	0.98	19,341	0.63	15,000	0.49	1227 Classified (Temp)		20,000	20,000	20,000	0.65
		2,224	0.03	2,224	0.07	1232 FT Faculty PT Summer		4,400	4,400	4,400	0.08
		1,020	0.01	1		1242 PT Faculty Office Hour		250	250	250	0.00
7,337	0.09	14,997	0.49	1		1412 FT Faculty Overload		10,000	10,000	10,000	0.17
				5,196		1600 *****Fringe Benefits		9,297	9,297	9,297	
278		310		328		1612 Life Insurance		328	328	410	
602		712		665		1613 Long Term Disability		832	832	901	
38,369		39,498		43,192		1614 Medical Insurance		45,352	45,352	56,690	
3,836		1,557		1,232		1621 Unemployment Insurance		1,299	1,299	1,407	
1,476		1,465		1,256		1622 Workers Comp		1,326	1,326	1,437	
45,011		57,149		44,818		1631 Oregon Pers		46,777	46,777	50,681	
18,549		18,407		15,268		1641 Social Security		16,112	16,112	17,457	
4,338		4,305		3,571		1642 Medicare		3,767	3,767	4,082	
30		204		204		2221 In-State Travel		204	204	204	
250		300		330		4411 Food For Public Events		300	300	300	
314		254		150		4421 Instructional Supplies		150	150	150	
111		73				4422 Operating Supplies					
				200		4472 Awards And Gifts		200	200	200	
				1,000		5571 Non-Capitalized Equip		1,000	1,000	1,000	
<b>415,858</b>	<b>5.99</b>	<b>441,731</b>	<b>5.68</b>	<b>423,664</b>	<b>5.95</b>	<b>Total: Mathematics</b>		<b>464,241</b>	<b>464,241</b>	<b>503,203</b>	<b>6.39</b>

# Clatsop Community College

## Detail Budget Report

11111148 Physical Science *Manager*  
Dir Institution Research Assess & *Director*  
VP Academic & Student Affairs

12-13		13-14		14-15		Object	15-16		15-16		15-16	
Actual	FTE	Actual	FTE	Adopted	FTE		Proposed	Approved	Adopted	FTE		
68,491	0.96	77,036	1.00	77,806	1.00	1112 Faculty (FT)	80,140	80,140	80,140	1.00		
4,600	0.08	2,716	0.03	5,804	0.19	1212 Faculty (PT)	2,800	2,800	2,800	0.05		
				1		1242 PT Faculty Office Hour	420	420	420	0.01		
		19	0.00			1319 CWS Students						
4,841	0.06	7,409	0.24	1		1412 FT Faculty Overload	7,500	7,500	7,500	0.13		
				503		1600 *****Fringe Benefits	2,279	2,279	2,279			
68		80		82		1612 Life Insurance	82	82	82			
191		238		210		1613 Long Term Disability	256	256	256			
9,428		10,286		10,798		1614 Medical Insurance	11,338	11,338	11,338			
967		458		389		1621 Unemployment Insurance	401	401	401			
362		403		397		1622 Workers Comp	409	409	409			
13,077		15,097		14,161		1631 Oregon Pers	14,425	14,425	14,425			
4,451		5,181		4,824		1641 Social Security	4,969	4,969	4,969			
1,041		1,212		1,128		1642 Medicare	1,162	1,162	1,162			
130				200		2221 In-State Travel	200	200	200			
		708				2222 PT Instructor Instate Travel	500	500	500			
		146		150		2242 Student Transportation	150	150	150			
1,498		1,396		1,500		4421 Instructional Supplies	1,500	1,500	1,500			
<b>109,145</b>	<b>1.10</b>	<b>122,385</b>	<b>1.28</b>	<b>117,954</b>	<b>1.19</b>	<b>Total: Physical Science</b>	<b>128,531</b>	<b>128,531</b>	<b>128,531</b>	<b>1.19</b>		



# Clatsop Community College

## Detail Budget Report

11111152 Social Science **Manager**  
Dir Institution Research Assess & **Director**  
VP Academic & Student Affairs

12-13		13-14		14-15		Object	15-16		15-16		15-16	
Actual	FTE	Actual	FTE	Adopted	FTE		Proposed	Approved	Adopted	FTE		
44,453	1.00	51,521	1.00	53,857	1.00	1112 Faculty (FT)	57,415	57,415	57,415	1.00		
77,225	1.34	84,699	1.07	60,000	1.95	1212 Faculty (PT)	70,000	70,000	70,000	1.20		
		2,816	0.04	2,816	0.09	1232 FT Faculty PT Summer	2,816	2,816	2,816	0.05		
		2,149	0.03	1,500	0.05	1242 PT Faculty Office Hour	2,000	2,000	2,000	0.03		
1,320	0.02	1,482	0.05	1		1412 FT Faculty Overload	1,500	1,500	1,500	0.03		
				5,571		1600 *****Fringe Benefits	7,387	7,387	7,387			
71		81		82		1612 Life Insurance	82	82	82			
124		160		145		1613 Long Term Disability	184	184	184			
10,443		10,286		10,798		1614 Medical Insurance	11,338	11,338	11,338			
1,536		703		269		1621 Unemployment Insurance	287	287	287			
567		655		275		1622 Workers Comp	293	293	293			
15,337		16,563		9,802		1631 Oregon Pers	10,335	10,335	10,335			
7,447		8,631		3,339		1641 Social Security	3,560	3,560	3,560			
1,742		2,019		781		1642 Medicare	833	833	833			
		212		100		2222 PT Instructor Instate Travel	200	200	200			
25		500		300		4421 Instructional Supplies	300	300	300			
<b>160,290</b>	<b>2.36</b>	<b>182,477</b>	<b>2.18</b>	<b>149,636</b>	<b>3.09</b>	<b>Total: Social Science</b>	<b>168,530</b>	<b>168,530</b>	<b>168,530</b>	<b>2.31</b>		

# Clatsop Community College

## *Detail Budget Report*

11111205 Apprentice Instruction *Manager*  
Dean Workforce Ed & Training *Director*  
VP Academic & Student Affairs

12-13		13-14		14-15		Object	15-16		15-16		15-16	
Actual	FTE	Actual	FTE	Adopted	FTE		Proposed	Approved	Adopted	FTE		
9,238	0.16	6,431	0.08	7,641	0.25	1212 Faculty (PT)	7,641	7,641	7,641	0.13		
13,213	0.61	10,819	0.35	12,475	0.40	1227 Classified (Temp)	12,475	12,475	12,475	0.40		
				1,743		1600 *****Fringe Benefits	1,743	1,743	1,743			
281		91				1621 Unemployment Insurance						
107		83				1622 Workers Comp						
1,227						1631 Oregon Pers						
1,392		1,069				1641 Social Security						
326		250				1642 Medicare						
1,575		911		2,000		2221 In-State Travel	1,500	1,500	1,500			
234,976						3022 Non-Employee Wages						
59		158		300		4421 Instructional Supplies	300	300	300			
				200		4422 Operating Supplies	200	200	200			
<b>262,394</b>	<b>0.77</b>	<b>19,812</b>	<b>0.43</b>	<b>24,359</b>	<b>0.65</b>	<b>Total: Apprentice Instruction</b>	<b>23,859</b>	<b>23,859</b>	<b>23,859</b>	<b>0.53</b>		

# Clatsop Community College

## Detail Budget Report

**Manager**
**Director**  
 11111209 Historic Preservation and Restoration    Dean Workforce Ed & Training    VP Academic & Student Affairs

12-13		13-14		14-15				15-16	15-16	15-16	
Actual	FTE	Actual	FTE	Adopted	FTE	Object		Proposed	Approved	Adopted	FTE
17,081	0.24	29,651	0.14	17,616	0.24	1112 Faculty (FT)		18,145	18,145	18,145	0.24
12,940	0.22	11,514	0.14	18,000	0.58	1212 Faculty (PT)		18,000	18,000	18,000	0.31
		1,920	0.06	717	0.02	1227 Classified (Temp)		717	717	717	0.02
		220	0.00	1		1242 PT Faculty Office Hour		1	1	1	0.00
		779	0.03	1		1412 FT Faculty Overload		1	1	1	0.00
				1,620		1600 *****Fringe Benefits		1,620	1,620	1,620	
17		32		20		1612 Life Insurance		20	20	20	
47		91		48		1613 Long Term Disability		58	58	58	
2,339		4,151		2,592		1614 Medical Insurance		2,721	2,721	2,721	
370		221		88		1621 Unemployment Insurance		91	91	91	
135		204		90		1622 Workers Comp		93	93	93	
3,159		5,979		3,206		1631 Oregon Pers		3,266	3,266	3,266	
1,780		2,616		1,092		1641 Social Security		1,125	1,125	1,125	
416		612		255		1642 Medicare		263	263	263	
471		533		1,405		2221 In-State Travel		905	905	905	
				200		2231 Out-Of-State Travel		140	140	140	
795						3011 Professional Fees					
755		500		687		3061 Dues And Memberships		755	755	755	
394		448		473		3161 Property Insurance Premium		478	478	478	
						4411 Food For Public Events		540	540	540	
3,715		3,276		3,000		4421 Instructional Supplies		5,848	5,848	5,848	
213		112		600		4441 Fuel, Oil & Tires		600	600	600	
<b>44,627</b>	<b>0.46</b>	<b>62,859</b>	<b>0.38</b>	<b>51,711</b>	<b>0.84</b>	<b>Total: Historic Preservation and Restoration</b>		<b>55,387</b>	<b>55,387</b>	<b>55,387</b>	<b>0.57</b>

# Clatsop Community College

## *Detail Budget Report*

11111213 Commercial Truck Driving						<i>Manager</i> NOT IN USE	<i>Director</i> NOT IN USE		
12-13		13-14		14-15		Object	15-16	15-16	15-16
Actual	FTE	Actual	FTE	Adopted	FTE		Proposed	Approved	Adopted
		392	0.00			1212 Faculty (PT)			
		2				1621 Unemployment Insurance			
		2				1622 Workers Comp			
		71				1631 Oregon Pers			
		24				1641 Social Security			
		6				1642 Medicare			
		<b>497</b>	<b>0.00</b>			<b>Total: Commercial Truck Driving</b>			

# Clatsop Community College

## *Detail Budget Report*

11111215 Business Administration *Manager*  
Dean Workforce Ed & Training *Director*  
VP Academic & Student Affairs

12-13		13-14		14-15		Object	15-16		15-16		15-16	
Actual	FTE	Actual	FTE	Adopted	FTE		Proposed	Approved	Adopted	FTE		
74,656	1.16	65,517	1.00	82,664	1.16	1112 Faculty (FT)	87,701	87,701	87,701	1.16		
46,362	0.80	40,314	0.51	26,734	0.87	1212 Faculty (PT)	26,734	26,734	26,734	0.46		
		3,266	0.04	326	0.11	1232 FT Faculty PT Summer	3,266	3,266	3,266	0.06		
		1,900	0.02	1		1242 PT Faculty Office Hour	1	1	1	0.00		
440	0.01			1		1412 FT Faculty Overload	1	1	1	0.00		
				2,598		1600 *****Fringe Benefits	3,186	3,186	3,186			
83		78		95		1612 Life Insurance	95	95	95			
209		204		223		1613 Long Term Disability	281	281	281			
11,410		10,010		12,526		1614 Medical Insurance	13,152	13,152	13,152			
1,503		525		414		1621 Unemployment Insurance	438	438	438			
559		513		422		1622 Workers Comp	448	448	448			
15,959		13,075		15,044		1631 Oregon Pers	15,786	15,786	15,786			
7,350		6,858		5,125		1641 Social Security	5,437	5,437	5,437			
1,719		1,604		1,198		1642 Medicare	1,271	1,271	1,271			
				250		2221 In-State Travel	392	392	392			
171		21		300		4421 Instructional Supplies	158	158	158			
<b>160,421</b>	<b>1.97</b>	<b>143,885</b>	<b>1.57</b>	<b>147,921</b>	<b>2.13</b>	<b>Total: Business Administration</b>	<b>158,347</b>	<b>158,347</b>	<b>158,347</b>	<b>1.68</b>		

# Clatsop Community College

## *Detail Budget Report*

11111231 Criminal Justice						<i>Manager</i> NOT IN USE	<i>Director</i> NOT IN USE			
12-13 Actual	FTE	13-14 Actual	FTE	14-15 Adopted FTE		Object	15-16 Proposed	15-16 Approved	15-16 Adopted	FTE
15,934	0.28	1,254	0.02			1212 Faculty (PT)				
199		9				1621 Unemployment Insurance				
70		6				1622 Workers Comp				
		228				1631 Oregon Pers				
988		78				1641 Social Security				
231		18				1642 Medicare				
		290				4421 Instructional Supplies				
<b>17,422</b>	<b>0.28</b>	<b>1,883</b>	<b>0.02</b>			<b>Total: Criminal Justice</b>				

# Clatsop Community College

## *Detail Budget Report*

11111239 EMT Training *Manager*  
Dean Workforce Ed & Training *Director*  
VP Academic & Student Affairs

12-13		13-14		14-15		Object	15-16		15-16		15-16	
Actual	FTE	Actual	FTE	Adopted	FTE		Proposed	Approved	Adopted	FTE		
5,429	0.10	6,752	0.09	13,000	0.42	1212 Faculty (PT)	13,000	13,000	13,000	0.22		
1,158	0.05	977	0.03	2,000	0.06	1227 Classified (Temp)	2,000	2,000	2,000	0.06		
				1,300		1600 *****Fringe Benefits	1,300	1,300	1,300			
82		24				1621 Unemployment Insurance						
30		35				1622 Workers Comp						
408		479				1641 Social Security						
96		112				1642 Medicare						
				400		2221 In-State Travel	400	400	400			
610		640		1,300		3022 Non-Employee Wages	1,300	1,300	1,300			
85		169		349		3162 Casualty Insurance Premium	349	349	349			
390		406		410		3164 Malpractice Insurance Premium	410	410	410			
552				1		3591 Other Fees	1	1	1			
		92				4411 Food For Public Events	100	100	100			
2,704		3,591		4,000		4421 Instructional Supplies	3,900	3,900	3,900			
<b>11,544</b>	<b>0.15</b>	<b>13,277</b>	<b>0.12</b>	<b>22,760</b>	<b>0.49</b>	<b>Total: EMT Training</b>	<b>22,760</b>	<b>22,760</b>	<b>22,760</b>	<b>0.28</b>		

# Clatsop Community College

## *Detail Budget Report*

11111245 Summer Workshops		<i>Manager</i> Dir TRiO ETS/UB		<i>Director</i> Dir TRiO ETS/UB						
12-13 Actual	FTE	13-14 Actual	FTE	14-15 Adopted	FTE	Object	15-16 Proposed	15-16 Approved	15-16 Adopted	FTE
				3,300	0.11	1212 Faculty (PT)	3,300	3,300	3,300	0.06
				12,600	0.41	1227 Classified (Temp)	1,000	1,000	1,000	0.03
				3,000		1600 *****Fringe Benefits	373	373	373	
				600		2221 In-State Travel	600	600	600	
				2,500		2242 Student Transportation	100	100	100	
				700		3014 Artistic & Graphic	300	300	300	
				1,400		3021 Honoraria, Speakers	1,400	1,400	1,400	
				2,000		3392 Newspaper Services	2,000	2,000	2,000	
				900		3393 Other Communication Svcs	900	900	900	
				1,500		4402 Printing	1,500	1,500	1,500	
				7,500		4411 Food For Public Events	2,000	2,000	2,000	
				2,600		4421 Instructional Supplies	1,000	1,000	1,000	
				1,400		4422 Operating Supplies	500	500	500	
				1,000		4432 Pc Supplies	427	427	427	
				<b>41,000</b>	<b>0.52</b>	<b>Total: Summer Workshops</b>	<b>15,400</b>	<b>15,400</b>	<b>15,400</b>	<b>0.09</b>



# Clatsop Community College

## Detail Budget Report

11111268 Medical Assistant						<i>Manager</i> Dir Nursing & Allied Health	<i>Director</i> VP Academic & Student Affairs				
12-13		13-14		14-15		Object	15-16	15-16	15-16		
Actual	FTE	Actual	FTE	Adopted	FTE		Proposed	Approved	Adopted	FTE	
50,002	1.00	57,122	1.00	59,712	1.00	1112 Faculty (FT)	63,657	63,657	63,657		1.00
1,887	0.03			1,800	0.06	1212 Faculty (PT)	2,200	2,200	2,200		0.04
		3,294	0.11			1412 FT Faculty Overload	3,400	3,400	3,400		0.06
				156		1600 *****Fringe Benefits	1,096	1,096	1,096		
71		80		82		1612 Life Insurance	82	82	82		
140		175		161		1613 Long Term Disability	204	204	204		
9,798		10,286		10,798		1614 Medical Insurance	11,338	11,338	11,338		
644		305		299		1621 Unemployment Insurance	318	318	318		
246		285		305		1622 Workers Comp	325	325	325		
8,385		10,780		10,868		1631 Oregon Pers	11,458	11,458	11,458		
3,193		3,672		3,702		1641 Social Security	3,947	3,947	3,947		
747		859		866		1642 Medicare	923	923	923		
578		602		500		2221 In-State Travel	500	500	500		
203		203		179		3162 Casualty Insurance Premium	179	179	179		
222		231		341		3164 Malpractice Insurance Premium	400	400	400		
499		1,448		2,380		4421 Instructional Supplies	2,380	2,380	2,380		
<b>76,615</b>	<b>1.03</b>	<b>89,342</b>	<b>1.11</b>	<b>92,149</b>	<b>1.06</b>	<b>Total: Medical Assistant</b>	<b>102,407</b>	<b>102,407</b>	<b>102,407</b>		<b>1.10</b>

# Clatsop Community College

## Detail Budget Report

11111270 Nursing Assistant		<i>Manager</i> Dir Nursing & Allied Health				<i>Director</i> VP Academic & Student Affairs				
12-13 Actual	FTE	13-14 Actual	FTE	14-15 Adopted	FTE	Object	15-16 Proposed	15-16 Approved	15-16 Adopted	FTE
31,059	0.54	15,900	0.20	34,880	1.13	1212 Faculty (PT)	6,600	6,600	6,600	0.11
206	0.01					1227 Classified (Temp)	2,500	2,500	2,500	0.08
		2,270	0.03	2,270	0.07	1232 FT Faculty PT Summer				
				3,217		1600 *****Fringe Benefits	788	788	788	
391		92				1621 Unemployment Insurance				
139		83				1622 Workers Comp				
618		912				1631 Oregon Pers				
1,938		1,127				1641 Social Security				
453		263				1642 Medicare				
118				300		2221 In-State Travel				
3,160		4,230		5,350		3011 Professional Fees	4,422	4,422	4,422	
						3022 Non-Employee Wages	26,500	26,500	26,500	
		110		100		3061 Dues And Memberships	100	100	100	
169		259		205		3162 Casualty Insurance Premium	205	205	205	
520		541		554		3164 Malpractice Insurance Premium	640	640	640	
304		63		1,500		4421 Instructional Supplies	500	500	500	
<b>39,075</b>	<b>0.55</b>	<b>25,850</b>	<b>0.23</b>	<b>48,376</b>	<b>1.20</b>	<b>Total: Nursing Assistant</b>	<b>42,255</b>	<b>42,255</b>	<b>42,255</b>	<b>0.19</b>

# Clatsop Community College

## Detail Budget Report

11111271 Nursing		<i>Manager</i> Dir Nursing & Allied Health				<i>Director</i> VP Academic & Student Affairs				
12-13 Actual	FTE	13-14 Actual	FTE	14-15 Adopted	FTE	Object	15-16 Proposed	15-16 Approved	15-16 Adopted	FTE
209,833	3.48	192,692	3.77	210,290	3.75	1112 Faculty (FT)	218,725	218,725	218,725	3.77
22,153	0.39	26,608	0.33	25,190	0.82	1212 Faculty (PT)	25,190	25,190	25,190	0.43
		4,871	0.06	560	0.02	1222 Faculty (Extra Duty)	6,750	6,750	6,750	0.12
185	0.00	261	0.01	3,200	0.16	1227 Classified (Temp)	3,200	3,200	3,200	0.10
		160	0.00	1		1242 PT Faculty Office Hour	1	1	1	0.00
26,272	0.33	3,685	0.12	1		1412 FT Faculty Overload	3,800	3,800	3,800	0.07
				2,575		1600 *****Fringe Benefits	5,270	5,270	5,270	
271		279		328		1612 Life Insurance	328	328	328	
595		532		568		1613 Long Term Disability	700	700	700	
37,507		35,342		43,192		1614 Medical Insurance	45,352	45,352	45,352	
3,584		1,198		1,052		1621 Unemployment Insurance	1,093	1,093	1,093	
1,337		1,065		1,073		1622 Workers Comp	1,115	1,115	1,115	
40,195		33,831		38,273		1631 Oregon Pers	39,370	39,370	39,370	
17,596		13,518		13,039		1641 Social Security	13,561	13,561	13,561	
4,115		3,161		3,049		1642 Medicare	3,171	3,171	3,171	
2,434		1,570		4,500		2221 In-State Travel	3,500	3,500	3,500	
		75		100		3011 Professional Fees	100	100	100	
2,646				2,647		3022 Non-Employee Wages	1,500	1,500	1,500	
166		170		175		3054 Space Rent Or Lease	175	175	175	
498		462		565		3162 Casualty Insurance Premium	565	565	565	
520		541		554		3164 Malpractice Insurance Premium	640	640	640	
		75		100		3341 Water, Garbage, Sewer	100	100	100	
155		54		250		4411 Food For Public Events	250	250	250	
2,124		3,904		5,645		4421 Instructional Supplies	5,645	5,645	5,645	
3		28				4422 Operating Supplies				
		13,880		14,602		4611 Student Testing Fees	16,360	16,360	16,360	
<b>372,189</b>	<b>4.20</b>	<b>337,962</b>	<b>4.30</b>	<b>371,529</b>	<b>4.75</b>	<b>Total: Nursing</b>	<b>396,461</b>	<b>396,461</b>	<b>396,461</b>	<b>4.49</b>

# Clatsop Community College

## *Detail Budget Report*

11111275 Small Business Mgmt						<b>Manager</b> Dean Workforce Ed & Training	<b>Director</b> President			
12-13 Actual	FTE	13-14 Actual	FTE	14-15 Adopted	FTE	Object	15-16 Proposed	15-16 Approved	15-16 Adopted	FTE
				10,250	0.33	1212 Faculty (PT)				
				888		1600 *****Fringe Benefits				
250						1621 Unemployment Insurance				
88						1622 Workers Comp				
1,240						1641 Social Security				
290						1642 Medicare				
				2,500		2221 In-State Travel				
				480		3311 Telephone Charges				
				100		4421 Instructional Supplies				
<b>1,868</b>				<b>14,218</b>	<b>0.33</b>	<b>Total: Small Business Mgmt</b>				

# Clatsop Community College

## Detail Budget Report

11111278 Early Childhood Education						<i><b>Manager</b></i>	<i><b>Director</b></i>				
						Dir Institution Research Assess &	Dir Institution Research Assess				
<b>12-13</b>		<b>13-14</b>		<b>14-15</b>		<b>Object</b>	<b>15-16</b>	<b>15-16</b>	<b>15-16</b>		
<b>Actual</b>	<b>FTE</b>	<b>Actual</b>	<b>FTE</b>	<b>Adopted</b>	<b>FTE</b>		<b>Proposed</b>	<b>Approved</b>	<b>Adopted</b>	<b>FTE</b>	
19,812	0.34	16,073	0.20	31,145	1.01	1212 Faculty (PT)	20,000	20,000	20,000	0.34	
516	0.01	2,238	0.07	1,175	0.04	1227 Classified (Temp)	500	500	500	0.02	
		160	0.00			1242 PT Faculty Office Hour					
				3,232		1600 *****Fringe Benefits	1,776	1,776	1,776		
254		84				1621 Unemployment Insurance					
90		83				1622 Workers Comp					
1,260		1,145				1641 Social Security					
295		268				1642 Medicare					
369		148		500		2222 PT Instructor Instate Travel	300	300	300		
				500		4421 Instructional Supplies	200	200	200		
<b>22,596</b>	<b>0.36</b>	<b>20,199</b>	<b>0.28</b>	<b>36,552</b>	<b>1.05</b>	<b>Total: Early Childhood Education</b>	<b>22,776</b>	<b>22,776</b>	<b>22,776</b>	<b>0.36</b>	

# Clatsop Community College

## Detail Budget Report

11111315 Adult Basic Education						<i>Manager</i> Dir Institution Research Assess &	<i>Director</i> Dir Institution Research Assess				
12-13 Actual	FTE	13-14 Actual	FTE	14-15 Adopted	FTE	Object	15-16 Proposed	15-16 Approved	15-16 Adopted	FTE	
62,631	0.88	66,619	0.92	73,402	1.00	1112 Faculty (FT)	75,604	75,604	75,604	1.00	
35,873	0.78	36,580	0.78	37,312	0.78	1117 Classified (FT)	38,161	38,161	38,161	0.78	
44,009	0.77	53,642	0.68	54,000	1.75	1212 Faculty (PT)	54,000	54,000	54,000	0.93	
3,245	0.09	1,158	0.04			1217 Classified (PT)					
		5,472	0.18	2,500	0.08	1227 Classified (Temp)	2,500	2,500	2,500	0.08	
				1		1242 PT Faculty Office Hour	1	1	1	0.00	
				1		1412 FT Faculty Overload	1	1	1	0.00	
				4,893		1600 *****Fringe Benefits	4,893	4,893	4,893		
135		158		164		1612 Life Insurance	164	164	164		
280		328		299		1613 Long Term Disability	364	364	364		
18,611		20,292		21,596		1614 Medical Insurance	22,676	22,676	22,676		
1,833		695		554		1621 Unemployment Insurance	569	569	569		
695		781		564		1622 Workers Comp	581	581	581		
23,372		25,837		20,150		1631 Oregon Pers	20,478	20,478	20,478		
8,866		10,029		6,864		1641 Social Security	7,053	7,053	7,053		
2,074		2,346		1,605		1642 Medicare	1,649	1,649	1,649		
30		20		100		4421 Instructional Supplies	50	50	50		
30		25		50		4422 Operating Supplies	25	25	25		
		86		100		4616 Student Special Events	100	100	100		
<b>201,684</b>	<b>2.52</b>	<b>224,068</b>	<b>2.59</b>	<b>224,155</b>	<b>3.61</b>	<b>Total: Adult Basic Education</b>	<b>228,869</b>	<b>228,869</b>	<b>228,869</b>	<b>2.79</b>	

# Clatsop Community College

## Detail Budget Report

11111335 Learning Support Services						<i>Manager</i> Dir Institution Research Assess &	<i>Director</i> Dir Institution Research Assess				
<b>12-13</b>		<b>13-14</b>		<b>14-15</b>		<b>Object</b>	<b>15-16</b>	<b>15-16</b>	<b>15-16</b>		
<b>Actual</b>	<b>FTE</b>	<b>Actual</b>	<b>FTE</b>	<b>Adopted</b>	<b>FTE</b>		<b>Proposed</b>	<b>Approved</b>	<b>Adopted</b>	<b>FTE</b>	
21,203	0.69	25,275	0.75	25,785	0.75	1117 Classified (FT)	26,355	26,355	26,355	0.75	
12,420	0.57	7,679	0.25	13,000	0.42	1227 Classified (Temp)	8,000	8,000	8,000	0.26	
				1,126		1600 *****Fringe Benefits	693	693	693		
71		80		82		1612 Life Insurance	82	82	82		
65		76		70		1613 Long Term Disability	84	84	84		
9,798		10,289		10,798		1614 Medical Insurance	11,338	11,338	11,338		
420		165		129		1621 Unemployment Insurance	132	132	132		
176		178		132		1622 Workers Comp	134	134	134		
3,916		4,599		4,693		1631 Oregon Pers	4,744	4,744	4,744		
2,085		2,027		1,599		1641 Social Security	1,634	1,634	1,634		
488		474		374		1642 Medicare	382	382	382		
22				50		4422 Operating Supplies	25	25	25		
<b>50,664</b>	<b>1.26</b>	<b>50,842</b>	<b>1.00</b>	<b>57,838</b>	<b>1.17</b>	<b>Total: Learning Support Services</b>	<b>53,603</b>	<b>53,603</b>	<b>53,603</b>	<b>1.01</b>	

# Clatsop Community College

## *Detail Budget Report*

11121000 Workforce Development - Instruction
**Manager**  
Dean Workforce Ed & Training
**Director**  
VP Academic & Student Affairs

12-13		13-14		14-15		Object	15-16		15-16		15-16	
Actual	FTE	Actual	FTE	Adopted	FTE		Proposed	Approved	Adopted	FTE		
9,602	0.17	9,092	0.11	13,000	0.42	1212 Faculty (PT)	12,499	12,499	12,499	0.22		
		1,000	0.03	1,000	0.03	1227 Classified (Temp)	1,000	1,000	1,000	0.03		
						1242 PT Faculty Office Hour	1	1	1	0.00		
				1,212		1600 *****Fringe Benefits	1,170	1,170	1,170			
116		37				1621 Unemployment Insurance						
41		47				1622 Workers Comp						
25						1631 Oregon Pers						
595		650				1641 Social Security						
139		152				1642 Medicare						
		110		100		4421 Instructional Supplies	100	100	100			
4		75		100		4422 Operating Supplies	100	100	100			
<b>10,522</b>	<b>0.17</b>	<b>11,163</b>	<b>0.15</b>	<b>15,412</b>	<b>0.45</b>	<b>Total: Workforce Development - Instruction</b>	<b>14,870</b>	<b>14,870</b>	<b>14,870</b>	<b>0.25</b>		



# Clatsop Community College

## Detail Budget Report

11161425 Distance Education						<i>Manager</i> Coord Distance Learning	<i>Director</i> VP Academic & Student Affairs				
12-13 Actual	FTE	13-14 Actual	FTE	14-15 Adopted	FTE	Object	15-16 Proposed	15-16 Approved	15-16 Adopted	FTE	
52,020	1.00	53,060	1.00	54,121	1.00	1117 Classified (FT)	55,340	55,340	55,340	1.00	
71		80		82		1612 Life Insurance	82	82	82		
147		166		146		1613 Long Term Disability	177	177	177		
9,798		10,286		10,798		1614 Medical Insurance	11,338	11,338	11,338		
650		249		271		1621 Unemployment Insurance	277	277	277		
258		266		276		1622 Workers Comp	282	282	282		
8,791		9,657		9,850		1631 Oregon Pers	9,961	9,961	9,961		
3,062		3,211		3,356		1641 Social Security	3,431	3,431	3,431		
716		751		785		1642 Medicare	802	802	802		
				400		2221 In-State Travel	1,000	1,000	1,000		
42,220		27,422		42,000		3012 Consultants	30,000	30,000	30,000		
		999		1,000		3041 Computer Services	1,000	1,000	1,000		
5				100		4422 Operating Supplies	100	100	100		
<b>117,738</b>	<b>1.00</b>	<b>106,147</b>	<b>1.00</b>	<b>123,185</b>	<b>1.00</b>	<b>Total: Distance Education</b>	<b>113,790</b>	<b>113,790</b>	<b>113,790</b>	<b>1.00</b>	

# Clatsop Community College

## *Detail Budget Report*

11166400 Non-Departmental						<b>Manager</b> VP Academic & Student Affairs	<b>Director</b> VP Academic & Student Affairs			
12-13 Actual	FTE	13-14 Actual	FTE	14-15 Adopted	FTE	Object	15-16 Proposed	15-16 Approved	15-16 Adopted	FTE
				3,000	0.10	1212 Faculty (PT)				
				9,800	0.32	1242 PT Faculty Office Hour				
				1,109		1600 *****Fringe Benefits				
				<b>13,909</b>	<b>0.42</b>	<b>Total: Non-Departmental</b>				

# Clatsop Community College

## Detail Budget Report

11171211 Automotive Instruction *Manager*  
Dean Workforce Ed & Training *Director*  
VP Academic & Student Affairs

12-13		13-14		14-15		Object	15-16		15-16		15-16	
Actual	FTE	Actual	FTE	Adopted	FTE		Proposed	Approved	Adopted	FTE		
				29,188	0.65	1112 Faculty (FT)	48,342	48,342	48,342	1.00		
29,250	0.50	29,405	0.37	22,000	0.71	1212 Faculty (PT)	22,000	22,000	22,000	0.38		
8,489	0.23	11,473	0.37	1,000	0.03	1227 Classified (Temp)	1,000	1,000	1,000	0.03		
		480	0.01	1		1242 PT Faculty Office Hour	1	1	1	0.00		
				1		1412 FT Faculty Overload	1	1	1	0.00		
				1,992		1600 *****Fringe Benefits	1,992	1,992	1,992			
				82		1612 Life Insurance	82	82	82			
				79		1613 Long Term Disability	155	155	155			
				10,798		1614 Medical Insurance	11,338	11,338	11,338			
472		218		146		1621 Unemployment Insurance	242	242	242			
175		192		149		1622 Workers Comp	247	247	247			
				5,312		1631 Oregon Pers	8,702	8,702	8,702			
2,340		2,564		1,810		1641 Social Security	2,997	2,997	2,997			
547		600		423		1642 Medicare	701	701	701			
1,965		1,737		1,824		3161 Property Insurance Premium	1,617	1,617	1,617			
112		113		113		3341 Water, Garbage, Sewer	150	150	150			
		393				3451 Vehicle, Boat Repairs	300	300	300			
		335				3452 Equipment Repairs	1	1	1			
412				675		3455 Other Repair Parts/Svcs	1,025	1,025	1,025			
1,062		887		1,500		3461 Laundry	1,250	1,250	1,250			
214		578				4411 Food For Public Events	150	150	150			
3,046		4,217		8,800		4421 Instructional Supplies	8,149	8,149	8,149			
43				300		4422 Operating Supplies	263	263	263			
429				400		4441 Fuel, Oil & Tires	400	400	400			
8,006						5522 Building Alterations						
<b>56,562</b>	<b>0.73</b>	<b>53,192</b>	<b>0.75</b>	<b>86,593</b>	<b>1.39</b>	<b>Total: Automotive Instruction</b>	<b>111,105</b>	<b>111,105</b>	<b>111,105</b>	<b>1.41</b>		

# Clatsop Community College

## Detail Budget Report

11171237 Auto CAD		<i>Manager</i> Dean Workforce Ed & Training				<i>Director</i> VP Academic & Student Affairs				
12-13 Actual	FTE	13-14 Actual	FTE	14-15 Adopted	FTE	Object	15-16 Proposed	15-16 Approved	15-16 Adopted	FTE
31,315	0.44	30,233	0.38	32,297	0.44	1112 Faculty (FT)	33,266	33,266	33,266	0.44
				1	0.00	1242 PT Faculty Office Hour	1	1	1	0.00
		1,062	0.03			1319 CWS Students				
		861	0.03	1	0.00	1412 FT Faculty Overload	1	1	1	0.00
31		34		36		1612 Life Insurance	36	36	36	
86		94		87		1613 Long Term Disability	106	106	106	
4,288		4,286		4,751		1614 Medical Insurance	4,989	4,989	4,989	
382		153		161		1621 Unemployment Insurance	166	166	166	
143		146		165		1622 Workers Comp	170	170	170	
5,158		5,649		5,878		1631 Oregon Pers	5,988	5,988	5,988	
1,793		1,831		2,002		1641 Social Security	2,062	2,062	2,062	
419		428		468		1642 Medicare	482	482	482	
				100		2221 In-State Travel	1	1	1	
-540		1,505		1,500		4421 Instructional Supplies	1,599	1,599	1,599	
<b>43,075</b>	<b>0.44</b>	<b>46,282</b>	<b>0.44</b>	<b>47,447</b>	<b>0.44</b>	<b>Total: Auto CAD</b>	<b>48,867</b>	<b>48,867</b>	<b>48,867</b>	<b>0.44</b>

# Clatsop Community College

## Detail Budget Report

11171252 Maritime Sciences *Manager*  
Dean Workforce Ed & Training *Director*  
VP Academic & Student Affairs

12-13		13-14		14-15				15-16	15-16	15-16	
Actual	FTE	Actual	FTE	Adopted	FTE	Object		Proposed	Approved	Adopted	FTE
243,113	3.75	271,331	4.00	270,218	4.00	1112 Faculty (FT)		279,690	279,690	279,690	4.00
14,846	0.26	20,314	0.26	23,134	0.75	1212 Faculty (PT)		23,134	23,134	23,134	0.40
927	0.04			1,600	0.05	1227 Classified (Temp)		1,600	1,600	1,600	0.05
		11,866	0.15	11,866	0.38	1232 FT Faculty PT Summer		11,866	11,866	11,866	0.20
				1		1242 PT Faculty Office Hour		1	1	1	0.00
800	0.01	8,441	0.27	1		1412 FT Faculty Overload		1	1	1	0.00
				3,170		1600 *****Fringe Benefits		3,170	3,170	3,170	
284		405		328		1612 Life Insurance		328	328	328	
679		818		729		1613 Long Term Disability		895	895	895	
39,192		40,280		43,192		1614 Medical Insurance		45,352	45,352	45,352	
3,257		1,603		1,351		1621 Unemployment Insurance		1,399	1,399	1,399	
1,232		1,489		1,378		1622 Workers Comp		1,428	1,428	1,428	
43,280		54,125		49,180		1631 Oregon Pers		50,345	50,345	50,345	
15,488		19,081		16,754		1641 Social Security		17,340	17,340	17,340	
3,622		4,417		3,917		1642 Medicare		4,055	4,055	4,055	
748		2,392		4,500		2221 In-State Travel		4,000	4,000	4,000	
				2,701		2222 PT Instructor Instate Travel		2,701	2,701	2,701	
		2,155		2,270		2231 Out-Of-State Travel		2,770	2,770	2,770	
1,452				1,806		2317 Registration		1,706	1,706	1,706	
22,748		22,748		22,748		3052 Auto, Boat Rent Or Lease		22,748	22,748	22,748	
960		950		1,200		3054 Space Rent Or Lease		1,200	1,200	1,200	
328		375		394		3161 Property Insurance Premium		398	398	398	
						3451 Vehicle, Boat Repairs		300	300	300	
						3452 Equipment Repairs		315	315	315	
25				600		3591 Other Fees		626	626	626	
89		87		100		4411 Food For Public Events		200	200	200	
11,650		12,258		12,416		4421 Instructional Supplies		13,231	13,231	13,231	
324		277		600		4422 Operating Supplies		1,144	1,144	1,144	
4,870						5511 Instructional Equipment					
<b>409,914</b>	<b>4.06</b>	<b>475,412</b>	<b>4.68</b>	<b>476,154</b>	<b>5.19</b>	<b>Total: Maritime Sciences</b>		<b>491,943</b>	<b>491,943</b>	<b>491,943</b>	<b>4.65</b>

# Clatsop Community College

## Detail Budget Report

11171254 Marine Fire Training **Manager**  
Dean Workforce Ed & Training **Director**  
VP Academic & Student Affairs

12-13		13-14		14-15		Object	15-16		15-16	
Actual	FTE	Actual	FTE	Adopted	FTE		Proposed	Approved	Adopted	FTE
50,002	1.00	51,521	1.00	53,857	1.00	1112 Faculty (FT)	57,415	57,415	57,415	1.00
20,006	0.69	22,453	0.75	22,710	0.75	1117 Classified (FT)	24,870	24,870	24,870	0.75
4,609	0.08	8,771	0.11	8,000	0.26	1212 Faculty (PT)	8,000	8,000	8,000	0.14
1,819	0.05					1217 Classified (PT)				
1,569	0.03			7,803	0.25	1222 Faculty (Extra Duty)	7,803	7,803	7,803	0.13
42	0.00	193	0.01	200	0.01	1227 Classified (Temp)	200	200	200	0.01
				1		1242 PT Faculty Office Hour	1	1	1	0.00
8,862	0.11	9,025	0.29	1		1412 FT Faculty Overload	1	1	1	0.00
				1,386		1600 *****Fringe Benefits	2,081	2,081	2,081	
71		80		82		1612 Life Insurance	82	82	82	
137		160		145		1613 Long Term Disability	184	184	184	
9,798		10,286		10,798		1614 Medical Insurance	11,338	11,338	11,338	
1,070		512		383		1621 Unemployment Insurance	411	411	411	
424		457		391		1622 Workers Comp	420	420	420	
14,321		16,064		13,935		1631 Oregon Pers	14,812	14,812	14,812	
5,161		5,553		4,747		1641 Social Security	5,102	5,102	5,102	
1,207		1,299		1,110		1642 Medicare	1,194	1,194	1,194	
				250		2221 In-State Travel	250	250	250	
						3161 Property Insurance Premium	600	600	600	
		260		780		3311 Telephone Charges	780	780	780	
		393				3451 Vehicle, Boat Repairs	301	301	301	
25,526		25,526		26,500		3454 Maint/Repair Service Contracts	31,594	31,594	31,594	
						3521 Taxes, Licenses, Permits	112	112	112	
15,023		9,653		14,675		4421 Instructional Supplies	9,906	9,906	9,906	
791				1,195		4422 Operating Supplies	1,195	1,195	1,195	
6,973				1,337		5511 Instructional Equipment				
<b>167,411</b>	<b>1.96</b>	<b>162,206</b>	<b>2.16</b>	<b>170,286</b>	<b>2.27</b>	<b>Total: Marine Fire Training</b>	<b>178,652</b>	<b>178,652</b>	<b>178,652</b>	<b>2.03</b>

# Clatsop Community College

## Detail Budget Report

11171262 Welding						<i>Manager</i> Dean Workforce Ed & Training	<i>Director</i> VP Academic & Student Affairs				
12-13 Actual	FTE	13-14 Actual	FTE	14-15 Adopted	FTE	Object	15-16 Proposed	15-16 Approved	15-16 Adopted	FTE	
44,453	1.00	51,521	1.00	53,857	1.00	1112 Faculty (FT)	57,415	57,415	57,415	1.00	
16,149	0.28	15,177	0.19	27,000	0.88	1212 Faculty (PT)	17,000	17,000	17,000	0.29	
						1222 Faculty (Extra Duty)	1	1	1	0.00	
				1		1242 PT Faculty Office Hour	1	1	1	0.00	
1,760	0.02			1		1412 FT Faculty Overload	1	1	1	0.00	
				2,339		1600 *****Fringe Benefits	1,473	1,473	1,473		
71		80		82		1612 Life Insurance	82	82	82		
124		158		145		1613 Long Term Disability	184	184	184		
9,798		10,286		10,798		1614 Medical Insurance	11,338	11,338	11,338		
775		320		269		1621 Unemployment Insurance	287	287	287		
294		311		275		1622 Workers Comp	293	293	293		
8,115		9,162		9,802		1631 Oregon Pers	10,335	10,335	10,335		
3,781		4,038		3,339		1641 Social Security	3,560	3,560	3,560		
884		944		781		1642 Medicare	833	833	833		
666						3011 Professional Fees					
246				246		3061 Dues And Memberships	246	246	246		
						3161 Property Insurance Premium					
						3451 Vehicle, Boat Repairs					
		1,031		135		3452 Equipment Repairs	135	135	135		
17,267		18,541		23,994		4421 Instructional Supplies	33,994	33,994	33,994		
				550		4422 Operating Supplies	550	550	550		
						4441 Fuel, Oil & Tires					
<b>104,383</b>	<b>1.30</b>	<b>111,569</b>	<b>1.19</b>	<b>133,614</b>	<b>1.88</b>	<b>Total: Welding</b>	<b>137,728</b>	<b>137,728</b>	<b>137,728</b>	<b>1.29</b>	

# Clatsop Community College

## Detail Budget Report

11181410 Community Education						<i>Manager</i> Coord Community Ed	<i>Director</i> Dean Workforce Ed & Training				
12-13 Actual	FTE	13-14 Actual	FTE	14-15 Adopted	FTE	Object	15-16 Proposed	15-16 Approved	15-16 Adopted	FTE	
29,805	0.52	23,921	0.30	34,000	1.10	1212 Faculty (PT)	34,000	34,000	34,000	0.59	
4,479	0.21	4,786	0.16	4,500	0.15	1227 Classified (Temp)	4,500	4,500	4,500	0.15	
				3,334		1600 *****Fringe Benefits	3,334	3,334	3,334		
439		137				1621 Unemployment Insurance					
161		134				1622 Workers Comp					
346		161				1631 Oregon Pers					
2,188		1,774				1641 Social Security					
512		415				1642 Medicare					
23		297		750		2221 In-State Travel	600	600	600		
57		678				3012 Consultants	500	500	500		
				1,000		3054 Space Rent Or Lease	200	200	200		
		153		1,000		3392 Newspaper Services	250	250	250		
		47		50		4411 Food For Public Events	50	50	50		
		336		500		4421 Instructional Supplies	1,300	1,300	1,300		
				43		4422 Operating Supplies	43	43	43		
<b>38,010</b>	<b>0.73</b>	<b>32,839</b>	<b>0.46</b>	<b>45,177</b>	<b>1.25</b>	<b>Total: Community Education</b>	<b>44,777</b>	<b>44,777</b>	<b>44,777</b>	<b>0.74</b>	



# Clatsop Community College

## Detail Budget Report

11181415 Community Education - Self Support						<i>Manager</i> Coord Community Ed	<i>Director</i> Dean Workforce Ed & Training				
12-13 Actual	FTE	13-14 Actual	FTE	14-15 Adopted	FTE	Object	15-16 Proposed	15-16 Approved	15-16 Adopted	FTE	
37,098	0.97	36,499	1.00	36,925	1.00	1114 Service And Supervisory (FT)	39,531	39,531	39,531	1.00	
7,752	0.14	11,943	0.15	14,000	0.45	1212 Faculty (PT)	14,000	14,000	14,000	0.24	
				1,212		1600 *****Fringe Benefits	1,212	1,212	1,212		
65		80		82		1612 Life Insurance	82	82	82		
97		115		100		1613 Long Term Disability	126	126	126		
9,014		10,286		10,798		1614 Medical Insurance	11,338	11,338	11,338		
569		226		185		1621 Unemployment Insurance	198	198	198		
231		246		188		1622 Workers Comp	202	202	202		
6,367		6,705		6,720		1631 Oregon Pers	7,116	7,116	7,116		
2,822		3,009		2,289		1641 Social Security	2,451	2,451	2,451		
660		704		535		1642 Medicare	573	573	573		
95		94		170		2221 In-State Travel	170	170	170		
3,938				3,938		3012 Consultants	2,088	2,088	2,088		
				105		3014 Artistic & Graphic	105	105	105		
340				750		3054 Space Rent Or Lease	600	600	600		
237		25		300		3392 Newspaper Services	168	168	168		
38				50		4411 Food For Public Events	50	50	50		
1,568		796		1,440		4421 Instructional Supplies	1,040	1,040	1,040		
94		59		200		4422 Operating Supplies	100	100	100		
						4461 Subscriptions/Periodicals	132	132	132		
<b>70,985</b>	<b>1.10</b>	<b>70,787</b>	<b>1.15</b>	<b>79,987</b>	<b>1.45</b>	<b>Total: Community Education - Self Support</b>	<b>81,282</b>	<b>81,282</b>	<b>81,282</b>	<b>1.24</b>	

# Clatsop Community College

## *Detail Budget Report*

11181430 Out of District Ed Svc - COD						<i>Manager</i> Dean Workforce Ed & Training	<i>Director</i> VP Academic & Student Affairs			
12-13		13-14		14-15		<i>Object</i>	15-16		15-16	
Actual	FTE	Actual	FTE	Adopted	FTE		Proposed	Approved	Adopted	FTE
				6,050	0.20	1212 Faculty (PT)	6,050	6,050	6,050	0.10
				524		1600 *****Fringe Benefits	524	524	524	
				250		2221 In-State Travel	250	250	250	
				100		3054 Space Rent Or Lease	100	100	100	
				100		3392 Newspaper Services	100	100	100	
				150		4422 Operating Supplies	150	150	150	
				<b>7,174</b>	<b>0.20</b>	<b>Total: Out of District Ed Svc - COD</b>	<b>7,174</b>	<b>7,174</b>	<b>7,174</b>	<b>0.10</b>

# Clatsop Community College

## Detail Budget Report

11214600 Library		<i>Manager</i> Dir Library				<i>Director</i> VP Academic & Student Affairs				
12-13 Actual	FTE	13-14 Actual	FTE	14-15 Adopted	FTE	Object	15-16 Proposed	15-16 Approved	15-16 Adopted	FTE
66,076	1.00	66,627	1.00	67,404	1.00	1114 Service And Supervisory (FT)	68,078	68,078	68,078	1.00
86,960	2.80	57,263	1.79	61,173	1.79	1117 Classified (FT)	72,780	72,780	72,780	1.83
12,217	0.26	13,430	0.44	13,610	0.50	1217 Classified (PT)	13,920	13,920	13,920	0.50
-25	0.00					1514 Jury Duty Reimbursement				
				1,283		1600 *****Fringe Benefits	1,206	1,206	1,206	
284		241		246		1612 Life Insurance	246	246	246	
434		388		347		1613 Long Term Disability	451	451	451	
39,192		30,858		32,394		1614 Medical Insurance	34,014	34,014	34,014	
2,066		652		711		1621 Unemployment Insurance	774	774	774	
852		713		724		1622 Workers Comp	790	790	790	
27,928		24,992		25,879		1631 Oregon Pers	27,861	27,861	27,861	
10,065		8,409		8,816		1641 Social Security	9,597	9,597	9,597	
2,354		1,967		2,061		1642 Medicare	2,245	2,245	2,245	
893		569		700		2221 In-State Travel	700	700	700	
		213				2317 Registration				
4,328		4,328		5,500		3061 Dues And Memberships	5,000	5,000	5,000	
8,650		7,026		9,000		3454 Maint/Repair Service Contracts	7,000	7,000	7,000	
26		94		150		4411 Food For Public Events	150	150	150	
1,405		2,807		1,500		4422 Operating Supplies	1,500	1,500	1,500	
30,004		34,839		38,500		4461 Subscriptions/Periodicals	43,500	43,500	43,500	
20		58				4472 Awards And Gifts				
156		2,005		2,000		5561 Library Books	2,000	2,000	2,000	
6,344		5,024		7,000		5562 Audiovisual Formats	2,000	2,000	2,000	
13,698		4,863		1,750		5571 Non-Capitalized Equip	1,750	1,750	1,750	
<b>313,927</b>	<b>4.06</b>	<b>267,366</b>	<b>3.23</b>	<b>280,748</b>	<b>3.29</b>	<b>Total: Library</b>	<b>295,562</b>	<b>295,562</b>	<b>295,562</b>	<b>3.33</b>

# Clatsop Community College

## *Detail Budget Report*

11214625 Audio-Visual						<b>Manager</b> Coord Distance Learning	<b>Director</b> VP Academic & Student Affairs			
12-13 Actual	FTE	13-14 Actual	FTE	14-15 Adopted	FTE	Object	15-16 Proposed	15-16 Approved	15-16 Adopted	FTE
						4422 Operating Supplies	400	400	400	
<b>Total: Audio-Visual</b>							<b>400</b>	<b>400</b>	<b>400</b>	

# Clatsop Community College

## Detail Budget Report

11224575 Workforce Development Admin *Manager*  
Dean Workforce Ed & Training *Director*  
VP Academic & Student Affairs

12-13		13-14		14-15		15-16		15-16		15-16	
Actual	FTE	Actual	FTE	Adopted	FTE	Object	Proposed	Approved	Adopted	FTE	
24,137	0.89	25,977	0.83	29,775	0.75	1117 Classified (FT)	32,565	32,565	32,565	0.75	
1,356	0.06	1,568	0.05	3,000	0.10	1227 Classified (Temp)	3,000	3,000	3,000	0.10	
				260	1600	*****Fringe Benefits	260	260	260		
65		55		62	1612	Life Insurance	62	62	62		
68		65		80	1613	Long Term Disability	104	104	104		
8,975		7,067		8,099	1614	Medical Insurance	8,503	8,503	8,503		
319		133		149	1621	Unemployment Insurance	163	163	163		
140		148		152	1622	Workers Comp	166	166	166		
1,502		4,709		5,419	1631	Oregon Pers	5,862	5,862	5,862		
1,581		1,748		1,846	1641	Social Security	2,019	2,019	2,019		
370		409		432	1642	Medicare	472	472	472		
253				300	2221	In-State Travel	300	300	300		
				750	3061	Dues And Memberships	750	750	750		
824		516		924	4422	Operating Supplies	924	924	924		
250		39		39	4461	Subscriptions/Periodicals	41	41	41		
<b>39,840</b>	<b>0.95</b>	<b>42,434</b>	<b>0.88</b>	<b>51,287</b>	<b>0.85</b>	<b>Total: Workforce Development Admin</b>	<b>55,191</b>	<b>55,191</b>	<b>55,191</b>	<b>0.85</b>	

# Clatsop Community College

## *Detail Budget Report*

11224576 SBDC Match						<i>Manager</i> Dir SCC CEDR/SBDC	<i>Director</i> President				
<b>12-13</b>		<b>13-14</b>		<b>14-15</b>		<b>Object</b>	<b>15-16</b>	<b>15-16</b>	<b>15-16</b>		
<b>Actual</b>	<b>FTE</b>	<b>Actual</b>	<b>FTE</b>	<b>Adopted</b>	<b>FTE</b>		<b>Proposed</b>	<b>Approved</b>	<b>Adopted</b>	<b>FTE</b>	
7,078	0.10	23,833	0.39	23,885	0.10	1114 Service And Supervisory (FT)	24,124	24,124	24,124	0.38	
8		33		32		1612 Life Insurance	32	32	32		
20		75		64		1613 Long Term Disability	78	78	78		
1,050		4,148		4,258		1614 Medical Insurance	4,472	4,472	4,472		
90		142		119		1621 Unemployment Insurance	120	120	120		
34		117		122		1622 Workers Comp	123	123	123		
1,188		4,338		4,347		1631 Oregon Pers	4,342	4,342	4,342		
432		1,457		1,481		1641 Social Security	1,495	1,495	1,495		
101		341		346		1642 Medicare	349	349	349		
<b>10,001</b>	<b>0.10</b>	<b>34,484</b>	<b>0.39</b>	<b>34,654</b>	<b>0.10</b>	<b>Total: SBDC Match</b>	<b>35,135</b>	<b>35,135</b>	<b>35,135</b>	<b>0.38</b>	

# Clatsop Community College

## *Detail Budget Report*

11264501 VP, Instruction		<i>Manager</i> VP Academic & Student Affairs				<i>Director</i> President				
12-13 Actual	FTE	13-14 Actual	FTE	14-15 Adopted	FTE	Object	15-16 Proposed	15-16 Approved	15-16 Adopted	FTE
52,209	0.50	52,644	0.50	53,259	0.50	1113 Administrative (FT)	53,791	53,791	53,791	0.50
15,190	0.54	27,180	1.00	28,280	1.00	1117 Classified (FT)	28,704	28,704	28,704	1.00
6,139	0.31	80	0.00			1227 Classified (Temp)	144	144	144	0.00
						1600 *****Fringe Benefits	13	13	13	
80		121		123		1612 Life Insurance	123	123	123	
207		250		220		1613 Long Term Disability	264	264	264	
11,091		15,429		16,197		1614 Medical Insurance	17,007	17,007	17,007	
919		375		407		1621 Unemployment Insurance	413	413	413	
362		401		416		1622 Workers Comp	420	420	420	
11,300		14,535		14,840		1631 Oregon Pers	14,849	14,849	14,849	
4,129		4,836		5,055		1641 Social Security	5,115	5,115	5,115	
966		1,131		1,182		1642 Medicare	1,196	1,196	1,196	
655		1,571		2,000		2221 In-State Travel	2,000	2,000	2,000	
		2,410		1,010		3012 Consultants	1,500	1,500	1,500	
						3021 Honoraria, Speakers	120	120	120	
200		200		200		3061 Dues And Memberships	300	300	300	
		475		500		4411 Food For Public Events	500	500	500	
120		323		400		4422 Operating Supplies	400	400	400	
<b>103,567</b>	<b>1.35</b>	<b>121,961</b>	<b>1.50</b>	<b>124,089</b>	<b>1.50</b>	<b>Total: VP, Instruction</b>	<b>126,859</b>	<b>126,859</b>	<b>126,859</b>	<b>1.50</b>

# Clatsop Community College

## Detail Budget Report

11264530 Instruct Dept Support Svc *Manager*  
VP Academic & Student Affairs *Director*  
VP Academic & Student Affairs

12-13		13-14		14-15				15-16	15-16	15-16	
Actual	FTE	Actual	FTE	Adopted	FTE	Object		Proposed	Approved	Adopted	FTE
164,798	2.00	209,216	2.82	227,564	2.97	1114	Service And Supervisory (FT)	247,050	247,050	247,050	2.97
152,957	3.64	109,834	2.68	112,050	2.90	1117	Classified (FT)	120,777	120,777	120,777	2.68
		1,304	0.02	8,000	0.26	1222	Faculty (Extra Duty)	7,440	7,440	7,440	0.13
		9,618	0.31			1227	Classified (Temp)	800	800	800	0.03
				693		1600	*****Fringe Benefits	2,053	2,053	2,053	
397		431		482		1612	Life Insurance	482	482	482	
884		948		917		1613	Long Term Disability	1,177	1,177	1,177	
54,890		54,263		63,385		1614	Medical Insurance	66,553	66,553	66,553	
4,005		1,496		1,697		1621	Unemployment Insurance	1,840	1,840	1,840	
1,574		1,628		1,731		1622	Workers Comp	1,875	1,875	1,875	
54,093		58,561		61,810		1631	Oregon Pers	66,209	66,209	66,209	
19,341		19,832		21,055		1641	Social Security	22,805	22,805	22,805	
4,523		4,638		4,925		1642	Medicare	5,333	5,333	5,333	
555		259		428		2221	In-State Travel	428	428	428	
		642		661		2231	Out-Of-State Travel	661	661	661	
		50				3012	Consultants				
				411		3311	Telephone Charges	411	411	411	
						3454	Maint/Repair Service Contracts	9,500	9,500	9,500	
		160		161		4412	Food For Staff Events	200	200	200	
121		14		200		4422	Operating Supplies	200	200	200	
33,339		35,645		40,000		4431	Pc Software	32,025	32,025	32,025	
<b>491,477</b>	<b>5.64</b>	<b>508,539</b>	<b>5.83</b>	<b>546,170</b>	<b>6.13</b>	<b>Total: Instruct Dept Support Svc</b>		<b>587,819</b>	<b>587,819</b>	<b>587,819</b>	<b>5.81</b>



# Clatsop Community College

## *Detail Budget Report*

11264715 Staff Development PT Faculty						<i>Manager</i> PT Faculty Rep	<i>Director</i> VP Academic & Student Affairs			
12-13		13-14		14-15		<i>Object</i>	15-16		15-16	
Actual	FTE	Actual	FTE	Adopted	FTE		Proposed	Approved	Adopted	FTE
		1,229		2,000		2222 PT Instructor Instate Travel	2,000	2,000	2,000	
		<b>1,229</b>		<b>2,000</b>		<b>Total: Staff Development PT Faculty</b>	<b>2,000</b>	<b>2,000</b>	<b>2,000</b>	

# Clatsop Community College

## *Detail Budget Report*

11264725 Staff Development Faculty						<i>Manager</i> Chair Faculty Dev	<i>Director</i> VP Academic & Student Affairs				
12-13 Actual	FTE	13-14 Actual	FTE	14-15 Adopted	FTE	Object	15-16 Proposed	15-16 Approved	15-16 Adopted	FTE	
2,363	0.04	3,875	0.05	15,623	0.51	1222 Faculty (Extra Duty)	10,734	10,734	10,734	0.18	
				1,354	1600	*****Fringe Benefits	2,862	2,862	2,862		
25		19			1621	Unemployment Insurance					
9		20			1622	Workers Comp					
336		776			1631	Oregon Pers					
116		257			1641	Social Security					
27		60			1642	Medicare					
19,013		19,710		27,872	2311	Travel	20,832	20,832	20,832		
				500	2315	Miscellaneous	500	500	500		
15,427		26,203		27,872	2317	Registration	18,910	18,910	18,910		
<b>37,316</b>	<b>0.04</b>	<b>50,920</b>	<b>0.05</b>	<b>73,221</b>	<b>0.51</b>	<b>Total: Staff Development Faculty</b>	<b>53,838</b>	<b>53,838</b>	<b>53,838</b>	<b>0.18</b>	

# Clatsop Community College

## *Detail Budget Report*

11312121 Art Gallery *Manager* *Director*  
 Dir Institution Research Assess & VP Academic & Student Affairs

12-13		13-14		14-15		Object	15-16	15-16	15-16	FTE
Actual	FTE	Actual	FTE	Adopted	FTE		Proposed	Approved	Adopted	
1,676	0.08	1,628	0.05	1,500	0.05	1227 Classified (Temp)	1,500	1,500	1,500	0.05
				131		1600 *****Fringe Benefits	131	131	131	
21		8				1621 Unemployment Insurance				
9		9				1622 Workers Comp				
104		101				1641 Social Security				
24		24				1642 Medicare				
		100		431		3021 Honoraria, Speakers	431	431	431	
325		530		569		4402 Printing	569	569	569	
674		607		600		4411 Food For Public Events	600	600	600	
176		124		100		4422 Operating Supplies	100	100	100	
300		225		100		4472 Awards And Gifts	100	100	100	
<b>3,309</b>	<b>0.08</b>	<b>3,356</b>	<b>0.05</b>	<b>3,431</b>	<b>0.05</b>	<b>Total: Art Gallery</b>	<b>3,431</b>	<b>3,431</b>	<b>3,431</b>	<b>0.05</b>

# Clatsop Community College

## *Detail Budget Report*

11352110 Cultural Events		<i>Manager</i> VP Finance & Operations				<i>Director</i> VP Finance & Operations				
12-13 Actual	FTE	13-14 Actual	FTE	14-15 Adopted	FTE	Object	15-16 Proposed	15-16 Approved	15-16 Adopted	FTE
		3,600	0.12	3,800	0.12	1227 Classified (Temp)	600	600	600	0.02
				342		1600 *****Fringe Benefits	52	52	52	
						11 1621 Unemployment Insurance				
						16 1622 Workers Comp				
						223 1641 Social Security				
						52 1642 Medicare				
				300		3454 Maint/Repair Service Contracts	300	300	300	
		1,500		1,500		4472 Awards And Gifts	1,800	1,800	1,800	
		<b>5,402</b>	<b>0.12</b>	<b>5,942</b>	<b>0.12</b>	<b>Total: Cultural Events</b>	<b>2,752</b>	<b>2,752</b>	<b>2,752</b>	<b>0.02</b>

# Clatsop Community College

## *Detail Budget Report*

11415150 Counseling						<i>Manager</i> Dir Counseling	<i>Director</i> VP Academic & Student Affairs				
<b>12-13</b>		<b>13-14</b>		<b>14-15</b>		<b>Object</b>	<b>15-16</b>	<b>15-16</b>	<b>15-16</b>		
<b>Actual</b>	<b>FTE</b>	<b>Actual</b>	<b>FTE</b>	<b>Adopted</b>	<b>FTE</b>		<b>Proposed</b>	<b>Approved</b>	<b>Adopted</b>	<b>FTE</b>	
16,116	0.25	16,250	0.25	16,440	0.25	1114 Service And Supervisory (FT)	17,601	17,601	17,601	0.25	
18		20		21		1612 Life Insurance	21	21	21		
47		51		44		1613 Long Term Disability	56	56	56		
2,506		2,637		2,700		1614 Medical Insurance	2,834	2,834	2,834		
212		79		82		1621 Unemployment Insurance	88	88	88		
80		81		84		1622 Workers Comp	90	90	90		
2,820		3,062		2,992		1631 Oregon Pers	3,168	3,168	3,168		
997		992		1,019		1641 Social Security	1,091	1,091	1,091		
233		232		238		1642 Medicare	255	255	255		
				300		2221 In-State Travel	300	300	300		
				350		3012 Consultants	350	350	350		
248		260		180		3311 Telephone Charges	180	180	180		
		50				4411 Food For Public Events	100	100	100		
<b>23,277</b>	<b>0.25</b>	<b>23,714</b>	<b>0.25</b>	<b>24,450</b>	<b>0.25</b>	<b>Total: Counseling</b>	<b>26,134</b>	<b>26,134</b>	<b>26,134</b>	<b>0.25</b>	

# Clatsop Community College

## Detail Budget Report

11415350 Disabled Services						<i>Manager</i> Disability Specialist/Counselor	<i>Director</i> VP Academic & Student Affairs				
12-13 Actual	FTE	13-14 Actual	FTE	14-15 Adopted	FTE	Object	15-16 Proposed	15-16 Approved	15-16 Adopted	FTE	
25,139	0.48	26,136	0.52	26,441	0.50	1114 Service And Supervisory (FT)	28,294	28,294	28,294	0.44	
		24	0.00	1,000	0.03	1227 Classified (Temp)	1,000	1,000	1,000	0.03	
				104		1600 *****Fringe Benefits	87	87	87		
34		40		41		1612 Life Insurance	41	41	41		
70		82		71		1613 Long Term Disability	90	90	90		
4,742		5,143		5,399		1614 Medical Insurance	5,669	5,669	5,669		
314		123		133		1621 Unemployment Insurance	142	142	142		
123		129		135		1622 Workers Comp	144	144	144		
4,249		4,757		4,813		1631 Oregon Pers	5,093	5,093	5,093		
1,505		1,581		1,639		1641 Social Security	1,754	1,754	1,754		
352		370		384		1642 Medicare	411	411	411		
535		550		1,000		2221 In-State Travel	1,500	1,500	1,500		
325		325		325		3061 Dues And Memberships	325	325	325		
69		1,687		1,700		4422 Operating Supplies	1,700	1,700	1,700		
180		184		180		4461 Subscriptions/Periodicals	184	184	184		
600		699		600		4613 Student Books	699	699	699		
563		616		752		4615 Student Supplies	750	750	750		
638						5571 Non-Capitalized Equip					
		798		500		5575 Non-Cap Computer Equipment					
<b>39,438</b>	<b>0.48</b>	<b>43,244</b>	<b>0.52</b>	<b>45,217</b>	<b>0.53</b>	<b>Total: Disabled Services</b>	<b>47,883</b>	<b>47,883</b>	<b>47,883</b>	<b>0.47</b>	

# Clatsop Community College

## *Detail Budget Report*

11415550 Career Planning & Employ
**Manager**  
Dir Coop Ed & Career Counselin
**Director**  
VP Academic & Student Affairs

12-13		13-14		14-15		Object	15-16	15-16	15-16	FTE
Actual	FTE	Actual	FTE	Adopted	FTE		Proposed	Approved	Adopted	
16,116	0.25	15,395	0.24	17,426	0.25	1114 Service And Supervisory (FT)	17,601	17,601	17,601	0.25
18		19		21		1612 Life Insurance	21	21	21	
45		48		47		1613 Long Term Disability	56	56	56	
2,450		2,441		2,700		1614 Medical Insurance	2,834	2,834	2,834	
201		74		87		1621 Unemployment Insurance	88	88	88	
78		75		89		1622 Workers Comp	90	90	90	
2,724		2,802		3,172		1631 Oregon Pers	3,168	3,168	3,168	
991		924		1,080		1641 Social Security	1,091	1,091	1,091	
232		216		253		1642 Medicare	255	255	255	
				280		2221 In-State Travel	280	280	280	
1,463		1,289		3,000		3521 Taxes, Licenses, Permits	3,000	3,000	3,000	
				110		4411 Food For Public Events	110	110	110	
2		13		25		4422 Operating Supplies	25	25	25	
98				200		4431 Pc Software	200	200	200	
<b>24,418</b>	<b>0.25</b>	<b>23,296</b>	<b>0.24</b>	<b>28,490</b>	<b>0.25</b>	<b>Total: Career Planning &amp; Employ</b>	<b>28,819</b>	<b>28,819</b>	<b>28,819</b>	<b>0.25</b>

# Clatsop Community College

## Detail Budget Report

11415650 Co-operative Education						<i>Manager</i> Dir Coop Ed & Career Counselin	<i>Director</i> Dean Students/Enrollment Mgmt				
12-13 Actual	FTE	13-14 Actual	FTE	14-15 Adopted	FTE	Object	15-16 Proposed	15-16 Approved	15-16 Adopted	FTE	
16,116	0.25	15,395	0.24	17,426	0.25	1114 Service And Supervisory (FT)	17,601	17,601	17,601	0.25	
				2,800	0.09	1212 Faculty (PT)	2,800	2,800	2,800	0.05	
3,740	0.17	3,145	0.10	4,492	0.15	1227 Classified (Temp)	4,492	4,492	4,492	0.15	
7,581	0.36		0.00	4,597	0.15	1319 CWS Students	4,597	4,597	4,597	0.15	
-6,286	-0.31		0.00	-3,302		1516 Salary Reimbursement	-3,302	-3,302	-3,302	-0.11	
				863		1600 *****Fringe Benefits	1,030	1,030	1,030		
18		19		21		1612 Life Insurance	21	21	21		
45		48		47		1613 Long Term Disability	56	56	56		
2,450		2,441		2,700		1614 Medical Insurance	2,834	2,834	2,834		
343		92		87		1621 Unemployment Insurance	88	88	88		
139		89		89		1622 Workers Comp	90	90	90		
2,724		2,802		3,172		1631 Oregon Pers	3,168	3,168	3,168		
1,693		1,119		1,080		1641 Social Security	1,091	1,091	1,091		
396		262		253		1642 Medicare	255	255	255		
-513						1648 Benefit Reimbursement					
403		20		1,120		2221 In-State Travel	1,120	1,120	1,120		
				162		3392 Newspaper Services	162	162	162		
				50		4421 Instructional Supplies	50	50	50		
		22		125		4422 Operating Supplies	50	50	50		
<b>28,849</b>	<b>0.47</b>	<b>25,454</b>	<b>0.34</b>	<b>35,782</b>	<b>0.64</b>	<b>Total: Co-operative Education</b>	<b>36,203</b>	<b>36,203</b>	<b>36,203</b>	<b>0.49</b>	



# Clatsop Community College

## *Detail Budget Report*

11415700 Lives in Transition Match						<i>Manager</i> Dir Lives in Transition	<i>Director</i> VP Academic & Student Affairs				
<b>12-13</b>		<b>13-14</b>		<b>14-15</b>		<b>Object</b>	<b>15-16</b>	<b>15-16</b>	<b>15-16</b>		
<b>Actual</b>	<b>FTE</b>	<b>Actual</b>	<b>FTE</b>	<b>Adopted</b>	<b>FTE</b>		<b>Proposed</b>	<b>Approved</b>	<b>Adopted</b>	<b>FTE</b>	
48,347	0.75	48,750	0.75	49,319	0.75	1114 Service And Supervisory (FT)	52,802	52,802	52,802	0.75	
20,580	0.75	22,500	0.75	22,950	0.75	1117 Classified (FT)	23,460	23,460	23,460	0.75	
124		139		144		1612 Life Insurance	144	144	144		
193		219		195		1613 Long Term Disability	244	244	244		
17,090		17,935		18,897		1614 Medical Insurance	19,841	19,841	19,841		
871		338		362		1621 Unemployment Insurance	381	381	381		
344		359		369		1622 Workers Comp	389	389	389		
11,654		12,975		13,153		1631 Oregon Pers	13,727	13,727	13,727		
3,626		3,754		4,481		1641 Social Security	4,729	4,729	4,729		
848		878		1,048		1642 Medicare	1,106	1,106	1,106		
2,500		2,594		2,500		2242 Student Transportation	2,500	2,500	2,500		
743		520		540		3311 Telephone Charges	540	540	540		
						4411 Food For Public Events	38	38	38		
139		1,061		1,000		4421 Instructional Supplies	1,000	1,000	1,000		
3		374		1,000		4422 Operating Supplies	1,000	1,000	1,000		
		46		1,000		4617 Child Care	1,000	1,000	1,000		
<b>107,062</b>	<b>1.50</b>	<b>112,442</b>	<b>1.50</b>	<b>116,958</b>	<b>1.50</b>	<b>Total: Lives in Transition Match</b>	<b>122,901</b>	<b>122,901</b>	<b>122,901</b>	<b>1.50</b>	

# Clatsop Community College

## Detail Budget Report

11465100 Student Services *Manager*  
Dean Students/Enrollment Mgmt *Director*  
VP Academic & Student Affairs

12-13		13-14		14-15		Object	15-16		15-16		15-16	
Actual	FTE	Actual	FTE	Adopted	FTE		Proposed	Approved	Adopted	FTE		
52,209	0.50	52,644	0.50	53,259	0.50	1113 Administrative (FT)	53,791	53,791	53,791	0.50		
40,440	1.00	41,240	1.00	42,600	1.00	1117 Classified (FT)	35,154	35,154	35,154	1.00		
109		121		123		1612 Life Insurance	123	123	123			
273		293		259		1613 Long Term Disability	284	284	284			
15,089		15,429		16,197		1614 Medical Insurance	17,007	17,007	17,007			
1,158		440		479		1621 Unemployment Insurance	445	445	445			
451		462		489		1622 Workers Comp	453	453	453			
15,658		17,087		17,446		1631 Oregon Pers	16,010	16,010	16,010			
5,319		5,738		5,943		1641 Social Security	5,515	5,515	5,515			
1,244		1,342		1,390		1642 Medicare	1,290	1,290	1,290			
1,895		1,196		1,069		2221 In-State Travel	264	264	264			
649				625		2231 Out-Of-State Travel						
150		150		150		3061 Dues And Memberships	150	150	150			
96				400		4411 Food For Public Events						
223		330		400		4422 Operating Supplies						
<b>134,963</b>	<b>1.50</b>	<b>136,472</b>	<b>1.50</b>	<b>140,829</b>	<b>1.50</b>	<b>Total: Student Services</b>	<b>130,486</b>	<b>130,486</b>	<b>130,486</b>	<b>1.50</b>		

# Clatsop Community College

## Detail Budget Report

11465120 Admissions						<i>Manager</i> Coord Recruitment	<i>Director</i> Dean Students/Enrollment Mgmt			
12-13 Actual	FTE	13-14 Actual	FTE	14-15 Adopted	FTE	Object	15-16 Proposed	15-16 Approved	15-16 Adopted	FTE
25,524	0.54	39,612	0.92	42,596	1.00	1114 Service And Supervisory (FT)	43,452	43,452	43,452	8.16
6,597	0.33	2,784	0.09			1227 Classified (Temp)				
38		80		82		1612 Life Insurance	82	82	82	
71		134		115		1613 Long Term Disability	139	139	139	
5,181		10,286		10,798		1614 Medical Insurance	11,338	11,338	11,338	
402		200		213		1621 Unemployment Insurance	217	217	217	
161		219		217		1622 Workers Comp	222	222	222	
6,507		7,216		7,752		1631 Oregon Pers	7,821	7,821	7,821	
1,991		2,441		2,641		1641 Social Security	2,694	2,694	2,694	
466		571		618		1642 Medicare	630	630	630	
277		712		400		2221 In-State Travel	400	400	400	
				800		2231 Out-Of-State Travel	1,700	1,700	1,700	
		1,600		1,600		3021 Honoraria, Speakers	1,600	1,600	1,600	
				200		3061 Dues And Memberships	200	200	200	
		270		500		3393 Other Communication Svcs	500	500	500	
14		43		1,000		4402 Printing	100	100	100	
604		598		1,200		4411 Food For Public Events	300	300	300	
172		252		1,500		4422 Operating Supplies	2,400	2,400	2,400	
				200		4461 Subscriptions/Periodicals	200	200	200	
<b>48,005</b>	<b>0.87</b>	<b>67,018</b>	<b>1.01</b>	<b>72,432</b>	<b>1.00</b>	<b>Total: Admissions</b>	<b>73,995</b>	<b>73,995</b>	<b>73,995</b>	<b>8.16</b>

# Clatsop Community College

## *Detail Budget Report*

11465200 Assessment Testing *Manager*  
Dean Students/Enrollment Mgmt *Director*  
VP Academic & Student Affairs

12-13		13-14		14-15		Object	15-16		15-16	
Actual	FTE	Actual	FTE	Adopted	FTE		Proposed	Approved	Adopted	FTE
				21,000	0.60	1117 Classified (FT)				1.00
28,139	0.82	28,117	0.91			1227 Classified (Temp)	21,000	21,000	21,000	0.68
				3,951		1600 *****Fringe Benefits	5,599	5,599	5,599	
352		138				1621 Unemployment Insurance				
148		150				1622 Workers Comp				
5,921		5,117				1631 Oregon Pers				
1,745		1,743				1641 Social Security				
408		408				1642 Medicare				
130		25		142		2221 In-State Travel	142	142	142	
11,162		3,681		10,920		4422 Operating Supplies	15,000	15,000	15,000	
<b>48,005</b>	<b>0.82</b>	<b>39,379</b>	<b>0.91</b>	<b>36,013</b>	<b>0.60</b>	<b>Total: Assessment Testing</b>	<b>41,741</b>	<b>41,741</b>	<b>41,741</b>	<b>1.68</b>

# Clatsop Community College

## Detail Budget Report

11465250 Retention & Advising		<i>Manager</i> Dean Students/Enrollment Mgmt				<i>Director</i> Dean Students/Enrollment Mgmt				
12-13 Actual	FTE	13-14 Actual	FTE	14-15 Adopted	FTE	Object	15-16 Proposed	15-16 Approved	15-16 Adopted	FTE
		30,790	0.47	34,852	0.50	1114 Service And Supervisory (FT)	35,201	35,201	35,201	0.50
		3,907	0.13	21,705	0.70	1227 Classified (Temp)	8,000	8,000	8,000	0.26
				1,881		1600 *****Fringe Benefits	693	693	693	
		38		41		1612 Life Insurance	41	41	41	
		97		94		1613 Long Term Disability	113	113	113	
		4,881		5,399		1614 Medical Insurance	5,669	5,669	5,669	
		159		174		1621 Unemployment Insurance	176	176	176	
		171		178		1622 Workers Comp	180	180	180	
		5,612		6,343		1631 Oregon Pers	6,336	6,336	6,336	
		2,090		2,161		1641 Social Security	2,182	2,182	2,182	
		489		505		1642 Medicare	510	510	510	
11		510		20		2221 In-State Travel	750	750	750	
		102		125		2242 Student Transportation	1	1	1	
				250		3061 Dues And Memberships	250	250	250	
				2,160		3393 Other Communication Svcs	1,056	1,056	1,056	
				135		4402 Printing	400	400	400	
647		191		865		4411 Food For Public Events	1,365	1,365	1,365	
49		286		500		4422 Operating Supplies	500	500	500	
524		73		355		4616 Student Special Events	1	1	1	
<b>1,231</b>		<b>49,396</b>	<b>0.60</b>	<b>77,743</b>	<b>1.20</b>	<b>Total: Retention &amp; Advising</b>	<b>63,424</b>	<b>63,424</b>	<b>63,424</b>	<b>0.76</b>

# Clatsop Community College

## Detail Budget Report

11465400 Student Records						<i>Manager</i> Dean Students/Enrollment Mgmt	<i>Director</i> Dean Students/Enrollment Mgmt				
12-13 Actual	FTE	13-14 Actual	FTE	14-15 Adopted	FTE	Object	15-16 Proposed	15-16 Approved	15-16 Adopted	FTE	
80,955	1.00	104,783	1.42	130,560	2.00	1114 Service And Supervisory (FT)	131,865	131,865	131,865	1.75	
29,660	1.00	32,399	0.87	33,040	1.00	1117 Classified (FT)	33,780	33,780	33,780	1.00	
15,197	0.35	20,584	0.67	12,000	0.39	1227 Classified (Temp)	12,000	12,000	12,000	0.39	
				1,039		1600 *****Fringe Benefits	1,039	1,039	1,039		
142		196		246		1612 Life Insurance	246	246	246		
312		430		441		1613 Long Term Disability	530	530	530		
19,596		24,971		32,394		1614 Medical Insurance	34,014	34,014	34,014		
1,573		762		818		1621 Unemployment Insurance	828	828	828		
622		792		834		1622 Workers Comp	845	845	845		
22,034		27,889		29,775		1631 Oregon Pers	29,815	29,815	29,815		
7,686		9,742		10,142		1641 Social Security	10,270	10,270	10,270		
1,798		2,278		2,372		1642 Medicare	2,402	2,402	2,402		
476		145		1,630		2221 In-State Travel	1,630	1,630	1,630		
						2231 Out-Of-State Travel	1,830	1,830	1,830		
75		75		675		3061 Dues And Memberships	655	655	655		
1,383		2,054		2,700		4422 Operating Supplies	3,100	3,100	3,100		
199		120		200		4461 Subscriptions/Periodicals	600	600	600		
3,646		1,030				5571 Non-Capitalized Equip	1	1	1		
<b>185,354</b>	<b>2.35</b>	<b>228,250</b>	<b>2.96</b>	<b>258,866</b>	<b>3.39</b>	<b>Total: Student Records</b>	<b>265,450</b>	<b>265,450</b>	<b>265,450</b>	<b>3.14</b>	

# Clatsop Community College

## Detail Budget Report

11465450 Financial Aid Administration						<i>Manager</i> Dir Financial Aid	<i>Director</i> Dean Students/Enrollment Mgmt				
12-13 Actual	FTE	13-14 Actual	FTE	14-15 Adopted	FTE	Object	15-16 Proposed	15-16 Approved	15-16 Adopted	FTE	
156,123	3.00	163,748	3.00	119,552	2.00	1114 Service And Supervisory (FT)	120,748	120,748	120,748	2.00	
47,185	1.78	33,022	1.13	28,560	1.00	1117 Classified (FT)	31,280	31,280	31,280	1.00	
				5,990	0.19	1227 Classified (Temp)	2,990	2,990	2,990	0.10	
				519		1600 *****Fringe Benefits	215	215	215		
337		321		246		1612 Life Insurance	246	246	246		
571		582		400		1613 Long Term Disability	486	486	486		
46,521		41,065		32,394		1614 Medical Insurance	34,014	34,014	34,014		
2,547		969		741		1621 Unemployment Insurance	760	760	760		
1,033		1,003		755		1622 Workers Comp	775	775	775		
34,318		35,812		26,957		1631 Oregon Pers	27,365	27,365	27,365		
12,075		11,789		9,184		1641 Social Security	9,425	9,425	9,425		
2,824		2,757		2,148		1642 Medicare	2,205	2,205	2,205		
1,665		1,307		1,958		2221 In-State Travel	1,944	1,944	1,944		
1,465				1,542		2231 Out-Of-State Travel	4,860	4,860	4,860		
				5,000		3011 Professional Fees	5,000	5,000	5,000		
941		956		993		3061 Dues And Memberships	993	993	993		
		319		350		4411 Food For Public Events	350	350	350		
275		186		544		4422 Operating Supplies	544	544	544		
<b>307,880</b>	<b>4.78</b>	<b>293,836</b>	<b>4.13</b>	<b>237,833</b>	<b>3.19</b>	<b>Total: Financial Aid Administration</b>	<b>244,200</b>	<b>244,200</b>	<b>244,200</b>	<b>3.10</b>	

# Clatsop Community College

## *Detail Budget Report*

11465610 Graduation						<i>Manager</i> Dean Students/Enrollment Mgmt	<i>Director</i> Dean Students/Enrollment Mgmt			
12-13		13-14		14-15		Object	15-16		15-16	
Actual	FTE	Actual	FTE	Adopted	FTE		Proposed	Approved	Adopted	FTE
10		15		10		2221 In-State Travel	15	15	15	
350		350				3014 Artistic & Graphic	350	350	350	
				200		3021 Honoraria, Speakers	1	1	1	
820		825		825		3054 Space Rent Or Lease	825	825	825	
				500		4402 Printing	1	1	1	
462		470		500		4411 Food For Public Events	500	500	500	
434		528		900		4422 Operating Supplies	600	600	600	
246		259		500		4472 Awards And Gifts	300	300	300	
3,390		2,579		2,200		6951 Other Miscellaneous	2,908	2,908	2,908	
<b>5,712</b>		<b>5,026</b>		<b>5,635</b>		<b>Total: Graduation</b>	<b>5,500</b>	<b>5,500</b>	<b>5,500</b>	



# Clatsop Community College

## *Detail Budget Report*

11564505 Institutional Research		<i>Manager</i> Dir Institution Research Assess &		<i>Director</i> President							
<b>12-13</b>		<b>13-14</b>		<b>14-15</b>		<b>Object</b>		<b>15-16</b>	<b>15-16</b>	<b>15-16</b>	
<b>Actual</b>	<b>FTE</b>	<b>Actual</b>	<b>FTE</b>	<b>Adopted</b>	<b>FTE</b>			<b>Proposed</b>	<b>Approved</b>	<b>Adopted</b>	<b>FTE</b>
60,822	1.00	30,587	0.40	20,070	0.25	1114	Service And Supervisory (FT)	22,103	22,103	22,103	0.25
				3,000	0.10	1222	Faculty (Extra Duty)				
				260		1600	*****Fringe Benefits				
71		34		21		1612	Life Insurance	21	21	21	
171		94		54		1613	Long Term Disability	71	71	71	
9,798		4,454		2,700		1614	Medical Insurance	2,834	2,834	2,834	
760		128		100		1621	Unemployment Insurance	111	111	111	
296		149		102		1622	Workers Comp	113	113	113	
10,279		5,567		3,653		1631	Oregon Pers	3,979	3,979	3,979	
3,299		1,769		1,244		1641	Social Security	1,370	1,370	1,370	
771		414		291		1642	Medicare	320	320	320	
1,088		955		1,350		2221	In-State Travel	1,350	1,350	1,350	
		8,850		7,000		3011	Professional Fees				
40		9		40		4422	Operating Supplies	20	20	20	
<b>87,395</b>	<b>1.00</b>	<b>53,010</b>	<b>0.40</b>	<b>39,885</b>	<b>0.35</b>	<b>Total: Institutional Research</b>		<b>32,292</b>	<b>32,292</b>	<b>32,292</b>	<b>0.25</b>

# Clatsop Community College

## Detail Budget Report

11566100 Governing Board						<i>Manager</i> President	<i>Director</i> President				
12-13 Actual	FTE	13-14 Actual	FTE	14-15 Adopted	FTE	Object	15-16 Proposed	15-16 Approved	15-16 Adopted	FTE	
		108	0.00	460	0.01	1227 Classified (Temp)	460	460	460	0.01	
				40		1600 *****Fringe Benefits	40	40	40		
		1				1622 Workers Comp					
		7				1641 Social Security					
		2				1642 Medicare					
1,442		1,016		3,750		2221 In-State Travel	3,750	3,750	3,750		
		4,544		6,000		2231 Out-Of-State Travel	5,500	5,500	5,500		
		260				3012 Consultants					
		4		125		3054 Space Rent Or Lease					
16,876		14,985		42,476		3061 Dues And Memberships	44,867	44,867	44,867		
310		599		350		3392 Newspaper Services	125	125	125		
				100		4411 Food For Public Events					
520		784		900		4412 Food For Staff Events	800	800	800		
182		242		250		4422 Operating Supplies	150	150	150		
		255		270		4472 Awards And Gifts	329	329	329		
<b>19,330</b>		<b>22,807</b>	<b>0.00</b>	<b>54,721</b>	<b>0.01</b>	<b>Total: Governing Board</b>	<b>56,021</b>	<b>56,021</b>	<b>56,021</b>	<b>0.01</b>	

# Clatsop Community College

## Detail Budget Report

11566120 President's Office						<i>Manager</i> President	<i>Director</i> President				
12-13 Actual	FTE	13-14 Actual	FTE	14-15 Adopted	FTE	Object	15-16 Proposed	15-16 Approved	15-16 Adopted	FTE	
135,120	1.00	143,776	1.00	149,516	1.00	1111 President	149,516	149,516	149,516	1.00	
45,697	1.00	6,103	0.25			1114 Service And Supervisory (FT)					
		36,056	1.00	39,935	1.00	1116 Confidential Classified (FT)	40,320	40,320	40,320	1.00	
		1,024	0.01	921	0.03	1222 Faculty (Extra Duty)					
495	0.02	2,590	0.08	1,840	0.06	1227 Classified (Temp)	1,840	1,840	1,840	0.06	
				239		1600 *****Fringe Benefits	159	159	159		
142		161		164		1612 Life Insurance	164	164	164		
491		514		512		1613 Long Term Disability	607	607	607		
19,596		20,572		21,596		1614 Medical Insurance	22,676	22,676	22,676		
755		755		755		1616 Gtl Insurance	755	755	755		
2,344		891		948		1621 Unemployment Insurance	950	950	950		
855		908		967		1622 Workers Comp	969	969	969		
30,558		30,957		34,480		1631 Oregon Pers	34,171	34,171	34,171		
10,084		9,814		11,746		1641 Social Security	11,770	11,770	11,770		
2,703		2,809		2,747		1642 Medicare	2,753	2,753	2,753		
11,954		12,095		13,500		2221 In-State Travel	13,500	13,500	13,500		
6,323		6,609		7,500		2231 Out-Of-State Travel	8,000	8,000	8,000		
		206				3014 Artistic & Graphic					
1,905		1,778		2,100		3061 Dues And Memberships	2,350	2,350	2,350		
799		780		750		3311 Telephone Charges	750	750	750		
300		300		300		3312 Long Distance Charges	300	300	300		
						4402 Printing					
163		234		390		4411 Food For Public Events	500	500	500		
1,161		1,336		2,100		4412 Food For Staff Events	1,500	1,500	1,500		
804		678		850		4422 Operating Supplies	750	750	750		
130		130		182		4461 Subscriptions/Periodicals	184	184	184		
456		26		300		4472 Awards And Gifts	450	450	450		
294		25		310		6951 Other Miscellaneous	150	150	150		
<b>273,129</b>	<b>2.02</b>	<b>281,127</b>	<b>2.35</b>	<b>294,648</b>	<b>2.09</b>	<b>Total: President's Office</b>	<b>295,084</b>	<b>295,084</b>	<b>295,084</b>	<b>2.06</b>	

# Clatsop Community College

## Detail Budget Report

11566160 VP, Finance & Operations						<i>Manager</i> VP Finance & Operations	<i>Director</i> President				
12-13 Actual	FTE	13-14 Actual	FTE	14-15 Adopted	FTE	Object	15-16 Proposed	15-16 Approved	15-16 Adopted	FTE	
98,508	1.00	99,329	1.00	100,488	1.00	1113 Administrative (FT)	107,582	107,582	107,582	1.00	
44,760	1.00	45,133	1.00	45,652	1.00	1116 Confidential Classified (FT)	46,120	46,120	46,120	1.00	
		288	0.01	150	0.00	1227 Classified (Temp)	5,000	5,000	5,000	0.16	
		1,499	0.05			1319 CWS Students					
-11	0.00					1514 Jury Duty Reimbursement					
				13		1600 *****Fringe Benefits	434	434	434		
142		161		164		1612 Life Insurance	164	164	164		
403		451		394		1613 Long Term Disability	492	492	492		
19,596		20,572		21,596		1614 Medical Insurance	22,676	22,676	22,676		
1,791		678		730		1621 Unemployment Insurance	769	769	769		
688		702		745		1622 Workers Comp	784	784	784		
24,212		26,296		26,598		1631 Oregon Pers	27,667	27,667	27,667		
8,654		8,875		9,060		1641 Social Security	9,529	9,529	9,529		
2,024		2,076		2,119		1642 Medicare	2,229	2,229	2,229		
656				2,500		2221 In-State Travel	1,000	1,000	1,000		
		20				3031 Catering For Spec Events					
750		750				3061 Dues And Memberships	180	180	180		
691				600		3311 Telephone Charges	600	600	600		
						3521 Taxes, Licenses, Permits	550	550	550		
21		16		100		4422 Operating Supplies	100	100	100		
<b>202,885</b>	<b>2.00</b>	<b>206,846</b>	<b>2.06</b>	<b>210,909</b>	<b>2.00</b>	<b>Total: VP, Finance &amp; Operations</b>	<b>225,876</b>	<b>225,876</b>	<b>225,876</b>	<b>2.16</b>	

# Clatsop Community College

## Detail Budget Report

11566170 Payroll						<i>Manager</i> Dir Accounting Svcs	<i>Director</i> VP Finance & Operations				
12-13 Actual	FTE	13-14 Actual	FTE	14-15 Adopted	FTE	Object	15-16 Proposed	15-16 Approved	15-16 Adopted	FTE	
48,973	1.07	27,936	0.75	29,962	0.75	1116 Confidential Classified (FT)	30,240	30,240	30,240	0.75	
77		80		82		1612 Life Insurance	82	82	82		
137		93		81		1613 Long Term Disability	97	97	97		
10,621		10,286		10,798		1614 Medical Insurance	11,338	11,338	11,338		
641		131		150		1621 Unemployment Insurance	151	151	151		
259		148		153		1622 Workers Comp	154	154	154		
7,710		2,971		5,453		1631 Oregon Pers	5,443	5,443	5,443		
3,128		1,704		1,858		1641 Social Security	1,875	1,875	1,875		
732		399		434		1642 Medicare	438	438	438		
		124		15		2221 In-State Travel	15	15	15		
		379		325		2315 Miscellaneous	325	325	325		
400		400		400		3012 Consultants	400	400	400		
		89				3061 Dues And Memberships					
262		235		250		4422 Operating Supplies	250	250	250		
<b>72,940</b>	<b>1.07</b>	<b>44,975</b>	<b>0.75</b>	<b>49,961</b>	<b>0.75</b>	<b>Total: Payroll</b>	<b>50,808</b>	<b>50,808</b>	<b>50,808</b>	<b>0.75</b>	

# Clatsop Community College

## Detail Budget Report

11566180 Human Resources						<i>Manager</i> Dir Human Resources	<i>Director</i> VP Finance & Operations				
12-13 Actual	FTE	13-14 Actual	FTE	14-15 Adopted	FTE	Object	15-16 Proposed	15-16 Approved	15-16 Adopted	FTE	
70,041	1.00	70,625	1.00	71,449	1.00	1114 Service And Supervisory (FT)	76,493	76,493	76,493	1.00	
32,820	1.00	39,406	1.00	39,875	1.00	1116 Confidential Classified (FT)	43,080	43,080	43,080	1.00	
		1,290	0.02	1,000	0.03	1222 Faculty (Extra Duty)	400	400	400	0.01	
		317	0.01			1227 Classified (Temp)	150	150	150	0.00	
				262		1600 *****Fringe Benefits	120	120	120		
142		161		164		1612 Life Insurance	164	164	164		
290		341		301		1613 Long Term Disability	383	383	383		
19,596		20,572		21,596		1614 Medical Insurance	22,676	22,676	22,676		
1,286		521		556		1621 Unemployment Insurance	597	597	597		
510		557		567		1622 Workers Comp	610	610	610		
17,384		20,318		20,261		1631 Oregon Pers	21,523	21,523	21,523		
6,174		6,857		6,902		1641 Social Security	7,414	7,414	7,414		
1,444		1,604		1,614		1642 Medicare	1,734	1,734	1,734		
298		239		500		2221 In-State Travel	500	500	500		
300		300		2,200		2251 Applicant Travel	600	600	600		
90				90		2317 Registration	20	20	20		
32,534				10,000		3011 Professional Fees	10,000	10,000	10,000		
362		668		750		3012 Consultants	495	495	495		
180		180		200		3061 Dues And Memberships	300	300	300		
3,071		3,388		2,800		3392 Newspaper Services	2,000	2,000	2,000		
7,612		7,840		8,100		3454 Maint/Repair Service Contracts	8,343	8,343	8,343		
280		374		400		4412 Food For Staff Events	400	400	400		
112		209		250		4422 Operating Supplies	225	225	225		
59				450		4429 Other Consumables	205	205	205		
448		707		800		4472 Awards And Gifts	800	800	800		
<b>195,033</b>	<b>2.00</b>	<b>176,474</b>	<b>2.03</b>	<b>191,087</b>	<b>2.03</b>	<b>Total: Human Resources</b>	<b>199,232</b>	<b>199,232</b>	<b>199,232</b>	<b>2.01</b>	

# Clatsop Community College

## *Detail Budget Report*

11566200 Affirmative Action						<i>Manager</i> Dir Human Resources	<i>Director</i> VP Finance & Operations				
12-13 Actual	FTE	13-14 Actual	FTE	14-15 Adopted	FTE	Object	15-16 Proposed	15-16 Approved	15-16 Adopted	FTE	
440	0.01					1222 Faculty (Extra Duty)					
184	0.01	72	0.00	360	0.01	1227 Classified (Temp)	200	200	200	0.01	
				45		1600 *****Fringe Benefits	17	17	17		
8		1				1621 Unemployment Insurance					
3						1622 Workers Comp					
81						1631 Oregon Pers					
39		4				1641 Social Security					
9		1				1642 Medicare					
		34				2221 In-State Travel					
				900		2251 Applicant Travel	300	300	300		
<b>764</b>	<b>0.01</b>	<b>112</b>	<b>0.00</b>	<b>1,305</b>	<b>0.01</b>	<b>Total: Affirmative Action</b>	<b>517</b>	<b>517</b>	<b>517</b>	<b>0.01</b>	

# Clatsop Community College

## *Detail Budget Report*

11566220 Legal and Audit Services						<i>Manager</i> VP Finance & Operations	<i>Director</i> VP Finance & Operations		
12-13		13-14		14-15		Object	15-16	15-16	15-16
Actual	FTE	Actual	FTE	Adopted	FTE		Proposed	Approved	Adopted
61,250		51,341		64,000		3011 Professional Fees	64,000	64,000	64,000
900		900		900		3061 Dues And Memberships	900	900	900
329		439		1,100		3392 Newspaper Services	675	675	675
805		1,073		1,073		3591 Other Fees	1,073	1,073	1,073
<b>63,284</b>		<b>53,753</b>		<b>67,073</b>		<i>Total: Legal and Audit Services</i>	<b>66,648</b>	<b>66,648</b>	<b>66,648</b>



# Clatsop Community College

## *Detail Budget Report*

11566240 Elections						<b>Manager</b> VP Finance & Operations	<b>Director</b> VP Finance & Operations			
12-13 Actual	FTE	13-14 Actual	FTE	14-15 Adopted	FTE	Object	15-16 Proposed	15-16 Approved	15-16 Adopted	FTE
4,650				5,000		3012 Consultants				
<b>4,650</b>				<b>5,000</b>		<i>Total: Elections</i>				

# Clatsop Community College

## Detail Budget Report

11566260 Business Office						<i>Manager</i> Dir Accounting Svcs	<i>Director</i> VP Finance & Operations				
12-13 Actual	FTE	13-14 Actual	FTE	14-15 Adopted	FTE	Object	15-16 Proposed	15-16 Approved	15-16 Adopted	FTE	
75,874	1.00	71,823	1.00	77,399	1.00	1114 Service And Supervisory (FT)	82,863	82,863	82,863	1.00	
61,140	2.01	62,580	2.00	66,400	2.00	1117 Classified (FT)	67,880	67,880	67,880	2.00	
213		241		246		1612 Life Insurance	246	246	246		
385		422		388		1613 Long Term Disability	482	482	482		
29,394		30,858		32,394		1614 Medical Insurance	34,014	34,014	34,014		
1,709		630		720		1621 Unemployment Insurance	754	754	754		
689		688		733		1622 Workers Comp	769	769	769		
20,980		24,461		26,171		1631 Oregon Pers	27,133	27,133	27,133		
8,398		8,289		8,915		1641 Social Security	9,347	9,347	9,347		
1,964		1,938		2,085		1642 Medicare	2,186	2,186	2,186		
232		546		600		2221 In-State Travel	330	330	330		
1,016		1,730		4,800		3012 Consultants	4,800	4,800	4,800		
26,415		34,336		26,800		3531 Credit Card Processing Fee	26,800	26,800	26,800		
11,354		6,752		8,000		3532 Bank Service Fees	7,500	7,500	7,500		
1,227		955		1,500		4422 Operating Supplies	1,500	1,500	1,500		
17,689		8,036		26,000		6931 Bad Debts	20,000	20,000	20,000		
				100		6951 Other Miscellaneous	100	100	100		
<b>258,679</b>	<b>3.01</b>	<b>254,285</b>	<b>3.00</b>	<b>283,251</b>	<b>3.00</b>	<b>Total: Business Office</b>	<b>286,704</b>	<b>286,704</b>	<b>286,704</b>	<b>3.00</b>	

# Clatsop Community College

## *Detail Budget Report*

11566300 PBX/Phone/Network/Commun						<i>Manager</i> Dir Computer Svcs	<i>Director</i> VP Finance & Operations			
12-13 Actual	FTE	13-14 Actual	FTE	14-15 Adopted	FTE	Object	15-16 Proposed	15-16 Approved	15-16 Adopted	FTE
		2				2221 In-State Travel				
23,898		24,391		26,000		3311 Telephone Charges	26,000	26,000	26,000	
1,310		1,834		2,500		3312 Long Distance Charges	2,000	2,000	2,000	
32,502		32,489		34,000		3313 Leased Lines	34,000	34,000	34,000	
35,348		31,356		38,000		3321 Postage	38,000	38,000	38,000	
788		138		10,800		3454 Maint/Repair Service Contracts				
				500		3455 Other Repair Parts/Svcs				
2				200		4422 Operating Supplies	200	200	200	
<b>93,848</b>		<b>90,210</b>		<b>112,000</b>		<b>Total: PBX/Phone/Network/Commun</b>	<b>100,200</b>	<b>100,200</b>	<b>100,200</b>	

# Clatsop Community College

## Detail Budget Report

11566320 Computer Services						<i>Manager</i> Dir Computer Svcs	<i>Director</i> VP Finance & Operations				
12-13 Actual	FTE	13-14 Actual	FTE	14-15 Adopted	FTE	Object	15-16 Proposed	15-16 Approved	15-16 Adopted	FTE	
129,740	2.00	116,073	1.58	134,217	2.00	1114 Service And Supervisory (FT)	141,690	141,690	141,690	2.00	
36,740	0.97	71,600	2.00	73,020	2.00	1117 Classified (FT)	77,000	77,000	77,000	2.00	
8,209	0.29	3,369	0.11			1227 Classified (Temp)	5,000	5,000	5,000	0.16	
		11	0.00			1319 CWS Students					
						1600 *****Fringe Benefits	434	434	434		
213		281		328		1612 Life Insurance	328	328	328		
463		565		561		1613 Long Term Disability	699	699	699		
29,394		35,960		43,192		1614 Medical Insurance	45,352	45,352	45,352		
2,166		866		1,036		1621 Unemployment Insurance	1,094	1,094	1,094		
857		961		1,058		1622 Workers Comp	1,114	1,114	1,114		
28,135		34,252		37,717		1631 Oregon Pers	39,364	39,364	39,364		
10,292		11,396		12,849		1641 Social Security	13,559	13,559	13,559		
2,407		2,665		3,005		1642 Medicare	3,171	3,171	3,171		
519		1,368		2,200		2221 In-State Travel	1,500	1,500	1,500		
				2,000		2231 Out-Of-State Travel					
						3012 Consultants					
22,353		24,485		24,000		3043 Payroll Services	24,000	24,000	24,000		
300				400		3061 Dues And Memberships	400	400	400		
225		630		500		3311 Telephone Charges	500	500	500		
320		188		470		3393 Other Communication Svcs	320	320	320		
106,447		110,327		112,000		3454 Maint/Repair Service Contracts	119,762	119,762	119,762		
40		40		40		3591 Other Fees	40	40	40		
2,153		2,315		5,000		4422 Operating Supplies	3,000	3,000	3,000		
		92		90		5551 Network Software	90	90	90		
<b>380,973</b>	<b>3.26</b>	<b>417,444</b>	<b>3.69</b>	<b>453,683</b>	<b>4.00</b>	<b>Total: Computer Services</b>	<b>478,417</b>	<b>478,417</b>	<b>478,417</b>	<b>4.16</b>	

# Clatsop Community College

## *Detail Budget Report*

11566330 Technology Fee Expenditure						<i>Manager</i> Dir Computer Svcs	<i>Director</i> VP Finance & Operations			
12-13 Actual	FTE	13-14 Actual	FTE	14-15 Adopted	FTE	Object	15-16 Proposed	15-16 Approved	15-16 Adopted	FTE
		4,099		15,000		3012 Consultants	12,000	12,000	12,000	
4,504		4,650		6,154		3041 Computer Services	3,405	3,405	3,405	
						3051 Equipment Rent Or Lease				
225		390		285		3311 Telephone Charges	342	342	342	
14,235		21,800		28,370		3454 Maint/Repair Service Contracts	28,608	28,608	28,608	
				2,000		3455 Other Repair Parts/Svcs	3,500	3,500	3,500	
10,148		7,442		15,000		4422 Operating Supplies	12,000	12,000	12,000	
4,283		5,336		5,246		4431 Pc Software	6,000	6,000	6,000	
8,470		8,240		5,000		5512 Operating Equipment	8,000	8,000	8,000	
						5515 Computer Equipment	23,000	23,000	23,000	
1,652		2,990		5,000		5551 Network Software	8,592	8,592	8,592	
				690		5552 Pc Software				
30,669		8,361		18,435		5571 Non-Capitalized Equip	18,000	18,000	18,000	
46,570		44,664		60,000		5575 Non-Cap Computer Equipment	33,000	33,000	33,000	
<b>120,756</b>		<b>107,972</b>		<b>161,180</b>		<b>Total: Technology Fee Expenditure</b>	<b>156,447</b>	<b>156,447</b>	<b>156,447</b>	

# Clatsop Community College

## Detail Budget Report

11566340 Copy Center		<i>Manager</i> Mgr Publication Svcs				<i>Director</i> VP Finance & Operations				
12-13 Actual	FTE	13-14 Actual	FTE	14-15 Adopted	FTE	Object	15-16 Proposed	15-16 Approved	15-16 Adopted	FTE
21,555	0.50	19,745	0.45	23,308	0.50	1114 Service And Supervisory (FT)	9,416	9,416	9,416	0.20
764	0.03			5,000	0.16	1227 Classified (Temp)	2,000	2,000	2,000	0.06
				434		1600 *****Fringe Benefits	434	434	434	
36		36		41		1612 Life Insurance	16	16	16	
61		62		63		1613 Long Term Disability	30	30	30	
4,899		4,669		5,399		1614 Medical Insurance	2,268	2,268	2,268	
269		84		117		1621 Unemployment Insurance	47	47	47	
114		102		119		1622 Workers Comp	48	48	48	
3,643		3,594		4,242		1631 Oregon Pers	1,695	1,695	1,695	
1,384		1,224		1,445		1641 Social Security	584	584	584	
324		286		338		1642 Medicare	137	137	137	
12,547		17,610		17,708		3051 Equipment Rent Or Lease	20,952	20,952	20,952	
19,114		17,767		18,914		3454 Maint/Repair Service Contracts	18,914	18,914	18,914	
7,830		9,542		8,500		4422 Operating Supplies	9,000	9,000	9,000	
<b>72,540</b>	<b>0.53</b>	<b>74,721</b>	<b>0.45</b>	<b>85,628</b>	<b>0.66</b>	<b>Total: Copy Center</b>	<b>65,541</b>	<b>65,541</b>	<b>65,541</b>	<b>0.26</b>

# Clatsop Community College

## *Detail Budget Report*

11566380 Insurance						<i>Manager</i> VP Finance & Operations	<i>Director</i> VP Finance & Operations		
12-13		13-14		14-15		Object	15-16	15-16	15-16
Actual	FTE	Actual	FTE	Adopted	FTE		Proposed	Approved	Adopted
2,066		2,066		2,066		3161 Property Insurance Premium	2,066	2,066	2,066
19,044		20,473		22,853		3162 Casualty Insurance Premium	24,414	24,414	24,414
<b>21,110</b>		<b>22,539</b>		<b>24,919</b>		<b>Total: Insurance</b>	<b>26,480</b>	<b>26,480</b>	<b>26,480</b>

# Clatsop Community College

## *Detail Budget Report*

11566400 Non-Departmental						<i>Manager</i> VP Finance & Operations	<i>Director</i> VP Finance & Operations			
12-13 Actual	FTE	13-14 Actual	FTE	14-15 Adopted	FTE	Object	15-16 Proposed	15-16 Approved	15-16 Adopted	FTE
		160				1613 Long Term Disability				
659		768		770		1615 Flex Spending Admin Fee	1,220	1,220	1,220	
-10,012						1621 Unemployment Insurance				
1,991		555				1622 Workers Comp	500	500	500	
5,073		4,924		10,000		1631 Oregon Pers	5,000	5,000	5,000	
6,806		-8,531		10,000		1671 Vacation Accrual				
425				500		2221 In-State Travel				
2,510		2,873		10,000		3012 Consultants	10,000	10,000	10,000	
		4,800				3015 Accreditation				
1		1		1		3054 Space Rent Or Lease	1	1	1	
1,215		1,220		1,500		3061 Dues And Memberships	1,450	1,450	1,450	
12,356		10,849		12,000		3063 Cost Of Issuance	12,000	12,000	12,000	
1,431		2,568		4,000		3561 Interest	4,000	4,000	4,000	
797		809		810		3591 Other Fees	840	840	840	
		227				4422 Operating Supplies				
<b>23,252</b>		<b>21,223</b>		<b>49,581</b>		<b>Total: Non-Departmental</b>	<b>35,011</b>	<b>35,011</b>	<b>35,011</b>	



# Clatsop Community College

## *Detail Budget Report*

11566410 Retirement Expenses						<i>Manager</i> Dir Accounting Svcs	<i>Director</i> VP Finance & Operations				
12-13 Actual	FTE	13-14 Actual	FTE	14-15 Adopted	FTE	Object	15-16 Proposed	15-16 Approved	15-16 Adopted	FTE	
61,350	1.02	15,000	0.21			1112 Faculty (FT)					
5,250	0.25	3,600	0.10	2,715	0.09	1114 Service And Supervisory (FT)	1,800	1,800	1,800	0.06	
5,000	0.11					1117 Classified (FT)					
105,889		96,867		65,000		1614 Medical Insurance	42,000	42,000	42,000		
22						1622 Workers Comp					
		901				1631 Oregon Pers					
1,649		1,212		170		1641 Social Security	170	170	170		
386		234		40		1642 Medicare	40	40	40		
31,793				10,000		1661 Retirement Incentive Rip	10,000	10,000	10,000		
<b>211,339</b>	<b>1.38</b>	<b>117,814</b>	<b>0.31</b>	<b>77,925</b>	<b>0.09</b>	<b>Total: Retirement Expenses</b>	<b>54,010</b>	<b>54,010</b>	<b>54,010</b>	<b>0.06</b>	

# Clatsop Community College

## Detail Budget Report

11566420 Publication Service						<i>Manager</i> Mgr Publication Svcs	<i>Director</i> VP Finance & Operations				
12-13 Actual	FTE	13-14 Actual	FTE	14-15 Adopted	FTE	Object	15-16 Proposed	15-16 Approved	15-16 Adopted	FTE	
21,555	0.50	19,745	0.45	23,308	0.50	1114 Service And Supervisory (FT)	9,416	9,416	9,416	0.20	
						1117 Classified (FT)	21,255	21,255	21,255	0.75	
5,709	0.26	8,327	0.27	10,000	0.32	1227 Classified (Temp)					
				866		1600 *****Fringe Benefits					
35		36		41		1612 Life Insurance	98	98	98		
61		62		63		1613 Long Term Disability	98	98	98		
4,899		4,669		5,399		1614 Medical Insurance	13,606	13,606	13,606		
341		132		117		1621 Unemployment Insurance	153	153	153		
140		145		119		1622 Workers Comp	156	156	156		
3,643		4,448		4,242		1631 Oregon Pers	5,521	5,521	5,521		
1,690		1,740		1,445		1641 Social Security	1,902	1,902	1,902		
395		407		338		1642 Medicare	445	445	445		
120				300		2221 In-State Travel					
2,788		2,993				3392 Newspaper Services					
254		504				3393 Other Communication Svcs					
13,740		13,826		20,000		4402 Printing	19,500	19,500	19,500		
-2				100		4422 Operating Supplies	97	97	97		
261		290		289		4461 Subscriptions/Periodicals	294	294	294		
<b>55,629</b>	<b>0.76</b>	<b>57,324</b>	<b>0.72</b>	<b>66,627</b>	<b>0.82</b>	<b>Total: Publication Service</b>	<b>72,541</b>	<b>72,541</b>	<b>72,541</b>	<b>0.95</b>	

# Clatsop Community College

## Detail Budget Report

11566460 College Relations						<i>Manager</i> Dir College Advancement	<i>Director</i> President				
12-13 Actual	FTE	13-14 Actual	FTE	14-15 Adopted	FTE	Object	15-16 Proposed	15-16 Approved	15-16 Adopted	FTE	
66,076	1.00	66,627	1.00	71,449	1.00	1114 Service And Supervisory (FT)	72,163	72,163	72,163	1.00	
71		80		82		1612 Life Insurance	82	82	82		
186		208		193		1613 Long Term Disability	231	231	231		
9,798		10,286		10,798		1614 Medical Insurance	11,338	11,338	11,338		
835		316		357		1621 Unemployment Insurance	361	361	361		
319		325		364		1622 Workers Comp	368	368	368		
11,296		12,265		13,004		1631 Oregon Pers	12,989	12,989	12,989		
4,144		4,178		4,430		1641 Social Security	4,474	4,474	4,474		
969		977		1,036		1642 Medicare	1,046	1,046	1,046		
		181		400		2221 In-State Travel	200	200	200		
		317		500		3014 Artistic & Graphic					
21,877		22,078		100		3061 Dues And Memberships	100	100	100		
166		1,190		11,500		3392 Newspaper Services	11,500	11,500	11,500		
3,425		2,755		5,000		3393 Other Communication Svcs	5,000	5,000	5,000		
1,530		1,535		5,000		4402 Printing	5,000	5,000	5,000		
				300		4411 Food For Public Events	300	300	300		
316		112		400		4422 Operating Supplies	200	200	200		
		443		500		4429 Other Consumables	500	500	500		
136				500		4472 Awards And Gifts	500	500	500		
				250		5571 Non-Capitalized Equip					
<b>121,144</b>	<b>1.00</b>	<b>123,873</b>	<b>1.00</b>	<b>126,163</b>	<b>1.00</b>	<b>Total: College Relations</b>	<b>126,352</b>	<b>126,352</b>	<b>126,352</b>	<b>1.00</b>	

# Clatsop Community College

## *Detail Budget Report*

11566480 Title III Match						<i>Manager</i> NOT IN USE	<i>Director</i> NOT IN USE			
12-13 Actual	FTE	13-14 Actual	FTE	14-15 Adopted	FTE	Object	15-16 Proposed	15-16 Approved	15-16 Adopted	FTE
						3012 Consultants	1,500	1,500	1,500	
<i>Total: Title III Match</i>							<i>1,500</i>	<i>1,500</i>	<i>1,500</i>	

# Clatsop Community College

## *Detail Budget Report*

11567300 Safety & Security		<i>Manager</i> Dir Physical Plant				<i>Director</i> VP Finance & Operations				
12-13 Actual	FTE	13-14 Actual	FTE	14-15 Adopted	FTE	Object	15-16 Proposed	15-16 Approved	15-16 Adopted	FTE
30,122	1.23					1217 Classified (PT)				
3,091	0.14					1227 Classified (Temp)				
420						1621 Unemployment Insurance				
1,138						1622 Workers Comp				
4,693						1631 Oregon Pers				
2,113						1641 Social Security				
494						1642 Medicare				
3,295		3,190		3,296		3044 Security Services	3,296	3,296	3,296	
196						3311 Telephone Charges				
1,106						3454 Maint/Repair Service Contracts				
375						3521 Taxes, Licenses, Permits				
<b>47,043</b>	<b>1.38</b>	<b>3,190</b>		<b>3,296</b>		<b>Total: Safety &amp; Security</b>	<b>3,296</b>	<b>3,296</b>	<b>3,296</b>	

# Clatsop Community College

## *Detail Budget Report*

11569300 Transfers						<i>Manager</i> Dir Accounting Srvcs	<i>Director</i> VP Finance & Operations				
12-13 Actual	FTE	13-14 Actual	FTE	14-15 Adopted	FTE	Object	15-16 Proposed	15-16 Approved	15-16 Adopted	FTE	
1,585		2,364		2,050		7131 Transfer To Fws	2,050	2,050	2,050		
32,561						7315 Transfer To Debt Service					
		3,727		3,500		7319 Transfer Fte To Sba	18,000	18,000	18,000		
		2,927		3,500		7321 Transfer To Asbg	3,500	3,500	3,500		
-16,999						7412 Transfer From Ash					
				-22,374		7416 Transfer from Auxiliary					
<b>17,147</b>		<b>9,018</b>		<b>-13,324</b>		<b>Total: Transfers</b>	<b>23,550</b>	<b>23,550</b>	<b>23,550</b>		

# Clatsop Community College

## *Detail Budget Report*

11617100 Plant Operations						<i>Manager</i> Dir Physical Plant	<i>Director</i> VP Finance & Operations				
<b>12-13</b>		<b>13-14</b>		<b>14-15</b>		<b>Object</b>	<b>15-16</b>	<b>15-16</b>	<b>15-16</b>		
<b>Actual</b>	<b>FTE</b>	<b>Actual</b>	<b>FTE</b>	<b>Adopted</b>	<b>FTE</b>		<b>Proposed</b>	<b>Approved</b>	<b>Adopted</b>	<b>FTE</b>	
90,961	1.00	81,088	0.88	98,357	1.00	1114 Service And Supervisory (FT)	9,934	9,934	9,934	0.10	
71		71		82		1612 Life Insurance	8	8	8		
256		253		266		1613 Long Term Disability	32	32	32		
9,798		9,086		10,798		1614 Medical Insurance	1,134	1,134	1,134		
1,137		331		492		1621 Unemployment Insurance	50	50	50		
3,431		3,061		3,679		1622 Workers Comp	372	372	372		
15,372		14,758		17,901		1631 Oregon Pers	1,788	1,788	1,788		
5,433		4,974		6,098		1641 Social Security	616	616	616		
1,271		1,163		1,426		1642 Medicare	144	144	144		
		690		750		2221 In-State Travel	750	750	750		
30,774		31,590		34,787		3054 Space Rent Or Lease	34,787	34,787	34,787		
911		1,023		1,000		3311 Telephone Charges	1,000	1,000	1,000		
92		71		695		4422 Operating Supplies	500	500	500		
<b>159,507</b>	<b>1.00</b>	<b>148,159</b>	<b>0.88</b>	<b>176,331</b>	<b>1.00</b>	<b>Total: Plant Operations</b>	<b>51,115</b>	<b>51,115</b>	<b>51,115</b>	<b>0.10</b>	

# Clatsop Community College

## Detail Budget Report

11617110 Custodial Operations						<i>Manager</i> Dir Physical Plant	<i>Director</i> VP Finance & Operations				
12-13 Actual	FTE	13-14 Actual	FTE	14-15 Adopted	FTE	Object	15-16 Proposed	15-16 Approved	15-16 Adopted	FTE	
123,333	5.31	129,504	5.00	135,443	5.00	1117 Classified (FT)	163,845	163,845	163,845	6.00	
828	0.04	11,156	0.36	10,692	0.45	1217 Classified (PT)	11,190	11,190	11,190	0.50	
366		402		410		1612 Life Insurance	492	492	492		
338		373		367		1613 Long Term Disability	526	526	526		
50,558		51,430		53,990		1614 Medical Insurance	68,028	68,028	68,028		
1,552		664		731		1621 Unemployment Insurance	876	876	876		
4,906		5,553		5,465		1622 Workers Comp	6,548	6,548	6,548		
16,793		23,570		26,597		1631 Oregon Pers	31,506	31,506	31,506		
7,698		8,721		9,059		1641 Social Security	10,852	10,852	10,852		
1,800		2,040		2,119		1642 Medicare	2,539	2,539	2,539		
8,157		8,157		8,157		3042 Janitorial, Custodial Svcs	8,157	8,157	8,157		
1,507		1,811		1,882		3044 Security Services	1,966	1,966	1,966		
15,049		14,009		20,000		4422 Operating Supplies	20,000	20,000	20,000		
		2,916				5571 Non-Capitalized Equip					
<b>232,885</b>	<b>5.34</b>	<b>260,306</b>	<b>5.36</b>	<b>274,912</b>	<b>5.45</b>	<b>Total: Custodial Operations</b>	<b>326,525</b>	<b>326,525</b>	<b>326,525</b>	<b>6.50</b>	



# Clatsop Community College

## Detail Budget Report

11617120 Plant Maintenance						<i>Manager</i> Dir Physical Plant	<i>Director</i> VP Finance & Operations			
12-13 Actual	FTE	13-14 Actual	FTE	14-15 Adopted	FTE	Object	15-16 Proposed	15-16 Approved	15-16 Adopted	FTE
66,962	1.42	71,314	2.00	75,140	2.00	1117 Classified (FT)	76,840	76,840	76,840	2.00
						1227 Classified (Temp)	11,000	11,000	11,000	0.36
142		161		164		1612 Life Insurance	164	164	164	
195		221		203		1613 Long Term Disability	246	246	246	
19,596		20,572		21,596		1614 Medical Insurance	22,676	22,676	22,676	
900		333		375		1621 Unemployment Insurance	385	385	385	
2,946		2,801		3,190		1622 Workers Comp	3,262	3,262	3,262	
11,317		12,979		13,676		1631 Oregon Pers	13,832	13,832	13,832	
4,299		4,343		4,658		1641 Social Security	4,764	4,764	4,764	
1,005		1,016		1,089		1642 Medicare	1,114	1,114	1,114	
10,846		6,473				2221 In-State Travel				
600		600		600		3011 Professional Fees	5,600	5,600	5,600	
3,492				29,517		3022 Non-Employee Wages	8,517	8,517	8,517	
						3051 Equipment Rent Or Lease	2,040	2,040	2,040	
				826		3161 Property Insurance Premium	876	876	876	
410		360		515		3311 Telephone Charges	515	515	515	
				2,180		3451 Vehicle, Boat Repairs	2,180	2,180	2,180	
51,707		38,914		38,548		3454 Maint/Repair Service Contracts	66,232	66,232	66,232	
4,009		7,789		8,026		3455 Other Repair Parts/Svcs	8,026	8,026	8,026	
3,064		1,176		3,128		3521 Taxes, Licenses, Permits	1,259	1,259	1,259	
18,350		31,688		30,000		4422 Operating Supplies	30,000	30,000	30,000	
				9,780		4441 Fuel, Oil & Tires	9,780	9,780	9,780	
				14,440		5572 Non-Capital Renovatons				
<b>199,840</b>	<b>1.42</b>	<b>200,740</b>	<b>2.00</b>	<b>257,651</b>	<b>2.00</b>	<b>Total: Plant Maintenance</b>	<b>269,308</b>	<b>269,308</b>	<b>269,308</b>	<b>2.36</b>

# Clatsop Community College

## *Detail Budget Report*

11617150 Grounds Maintenance		<i>Manager</i> Dir Physical Plant				<i>Director</i> VP Finance & Operations				
12-13 Actual	FTE	13-14 Actual	FTE	14-15 Adopted	FTE	Object	15-16 Proposed	15-16 Approved	15-16 Adopted	FTE
17,440	0.67					1117 Classified (FT)				
47						1612 Life Insurance				
49						1613 Long Term Disability				
6,506						1614 Medical Insurance				
218						1621 Unemployment Insurance				
671						1622 Workers Comp				
2,947						1631 Oregon Pers				
1,081						1641 Social Security				
253						1642 Medicare				
13						2221 In-State Travel				
				5,000		3022 Non-Employee Wages				
4,230		13,985		19,128		3454 Maint/Repair Service Contracts	19,128	19,128	19,128	
309						3455 Other Repair Parts/Svcs				
140		140		140		3521 Taxes, Licenses, Permits	140	140	140	
396				2,229		4422 Operating Supplies	1,000	1,000	1,000	
<b>34,300</b>	<b>0.67</b>	<b>14,125</b>		<b>26,497</b>		<b>Total: Grounds Maintenance</b>	<b>20,268</b>	<b>20,268</b>	<b>20,268</b>	

# Clatsop Community College

## *Detail Budget Report*

11617500 Utilities		<i>Manager</i> Dir Physical Plant				<i>Director</i> VP Finance & Operations			
<b>12-13</b>		<b>13-14</b>		<b>14-15</b>		<b>15-16</b>	<b>15-16</b>	<b>15-16</b>	
<b>Actual</b>	<b>FTE</b>	<b>Actual</b>	<b>FTE</b>	<b>Adopted</b>	<b>FTE</b>	<b>Proposed</b>	<b>Approved</b>	<b>Adopted</b>	<b>FTE</b>
						<i>Object</i>			
109,682		129,323		122,004	3331	Gas	139,627	139,627	139,627
77,817		74,062		77,155	3341	Water, Garbage, Sewer	75,526	75,526	75,526
155,759		162,576		158,184	3351	Electricity	177,087	177,087	177,087
2,750		2,393		2,532	3352	Solar Array	2,760	2,760	2,760
				35,076	6999	Contingency			
<b>346,008</b>		<b>368,354</b>		<b>394,951</b>	<b>Total: Utilities</b>		<b>395,000</b>	<b>395,000</b>	<b>395,000</b>

# Clatsop Community College

## *Detail Budget Report*

11666380 Property Insurance						<i>Manager</i> VP Finance & Operations	<i>Director</i> VP Finance & Operations			
<b>12-13</b>		<b>13-14</b>		<b>14-15</b>		<b>Object</b>	<b>15-16</b>		<b>15-16</b>	
<b>Actual</b>	<b>FTE</b>	<b>Actual</b>	<b>FTE</b>	<b>Adopted</b>	<b>FTE</b>		<b>Proposed</b>	<b>Approved</b>	<b>Adopted</b>	<b>FTE</b>
57,842		70,986		72,807	3161	Property Insurance Premium	72,807	72,807	72,807	
				3,000	3163	Insurance Deductible	3,000	3,000	3,000	
<b>57,842</b>		<b>70,986</b>		<b>75,807</b>		<b>Total: Property Insurance</b>	<b>75,807</b>	<b>75,807</b>	<b>75,807</b>	

# Clatsop Community College

## *Detail Budget Report*

11765450 Financial Aid		<i>Manager</i> Dir Financial Aid				<i>Director</i> Dean Students/Enrollment Mgmt			
<b>12-13</b>		<b>13-14</b>		<b>14-15</b>		<b>15-16</b>	<b>15-16</b>	<b>15-16</b>	
<b>Actual</b>	<b>FTE</b>	<b>Actual</b>	<b>FTE</b>	<b>Adopted</b>	<b>FTE</b>	<b>Proposed</b>	<b>Approved</b>	<b>Adopted</b>	<b>FTE</b>
						<b>Object</b>			
21,240		20,118		21,200		6116	Ccc Opportunity Grant		
75,050		70,798		61,304		6117	Ccc Success Grant		
				40,000		6118	130,000	130,000	130,000
16,999						6151	Ash Grants		
50,375		40,910		48,000		6181	48,000	48,000	48,000
12,293		11,086		12,000		6182	12,000	12,000	12,000
6,567		3,540		3,000		6189	3,000	3,000	3,000
20,126		20		50,000		6199	Other Student Aid		
<b>202,650</b>		<b>146,472</b>		<b>235,504</b>		<b>Total: Financial Aid</b>	<b>193,000</b>	<b>193,000</b>	<b>193,000</b>

# Clatsop Community College

## *Detail Budget Report*

11966400 Non-Departmental						<i>Manager</i> VP Finance & Operations	<i>Director</i> VP Finance & Operations			
12-13 Actual	FTE	13-14 Actual	FTE	14-15 Adopted	FTE	Object	15-16 Proposed	15-16 Approved	15-16 Adopted	FTE
343,012		611,853				6969 Ending Cash - Unrestricted				
				355,504		6999 Contingency	165,342	165,342	154,380	
<b>343,012</b>		<b>611,853</b>		<b>355,504</b>		<b>Total: Non-Departmental</b>	<b>165,342</b>	<b>165,342</b>	<b>154,380</b>	

# Clatsop Community College

## *Detail Budget Report*

11999999 Adjustment to balance w/Audit		<i>Manager</i> VP Finance & Operations				<i>Director</i> VP Finance & Operations				
12-13 Actual	FTE	13-14 Actual	FTE	14-15 Adopted	FTE	Object	15-16 Proposed	15-16 Approved	15-16 Adopted	FTE
-24		-12				6968 Audit/Rounding Balance Adjustmen ‡				
<b>-24</b>		<b>-12</b>		<i>Total: Adjustment to balance w/Audit</i>						





# Auxiliary Fund

## Pages

### Summary by Object:

Revenues	ORS 294.361 .....	137
Expenditures	ORS 294.393.....	138 - 139
Transfers .....		140

### Summary by Function:

ORS 294.393 .....	141
-------------------	-----

Includes Revenues, Expenditures, & Transfers

### Summary by Organization Code:

ORS 294.393 .....	142
-------------------	-----

(Expenditures sorted by organization code within function)

### Detail by organization codes

ORS 294.393 .....	143 - 159
-------------------	-----------

(sorted by organization code within function)



# Clatsop Community College

## Summary by Object Code

### Revenues

#### 12 Auxiliary Fund

12-13		13-14		14-15		Object	15-16		15-16	
Actual	FTE	Actual	FTE	Adopted	FTE		Proposed	Approved	Adopted	FTE
				-5,000		8153 Fees - Self support	-5,000	-5,000	-5,000	
-4,500		-4,300		-2,350		8156 Fees - GED Testing	-2,350	-2,350	-2,350	
-860		-560				8163 Misc General Fees				
-16,231		-25,717		-40,293		8191 Other Student Fees	-40,293	-40,293	-40,293	
				-1,000		8476 Local Grants/Contracts	-1,000	-1,000	-1,000	
-9,000				-9,000		8511 Gifts	-9,000	-9,000	-9,000	
-13,027		-7,009				8631 Equipment Rental Fee				
-40						8635 Facility Lease/Rent				
-5,370		-6,475		-5,800		8652 Art Gallery Sales	-7,000	-7,000	-7,000	
-6,603		-8,355		-7,500		8653 Au Naturel Entry Fees	-7,500	-7,500	-7,500	
-613						8671 Sale Of Surplus Items				
-398		-268		-1,000		8815 Miscellaneous Revenue	-500	-500	-500	
78		16				8816 Cash Short Or Over				
-1,500						8833 Child Care Fee				
319,275		315,282		-174,095		8899 Beginning Cash Balance	-303,639	-303,639	-303,639	
-1,830		-2,068				8921 Box Office Receipts - Arts & I				
-40,920		-10,169		-18,000		8932 Food Sales	-20,500	-20,500	-20,500	
-10,183		-8,907		-10,000		8941 Clothing Sales	-10,000	-10,000	-10,000	
-205,521		-126,641		-180,000		8942 Textbook Sales	-170,000	-170,000	-170,000	
-46,992		-45,017		-50,000		8943 Supply Sales	-50,000	-50,000	-50,000	
-64,375		-92,120		-124,000		8944 Used Textbook Sales	-107,000	-107,000	-107,000	
-164		-65		-200		8945 Shipping Revenue	-200	-200	-200	
-3,220		-2,981		-7,500		8946 Sundry Sales	-7,000	-7,000	-7,000	
-2,038		-4,168		-4,000		8947 Software Sales	-3,500	-3,500	-3,500	
-11,987		-10,305		-12,000		8948 Rental Income-New Books	-16,000	-16,000	-16,000	
-11,006		-11,958		-13,000		8949 Rental Income-Used Books	-13,000	-13,000	-13,000	
-44,704		-36,362		-37,948		8972 Forerunner Rental Income	-37,948	-37,948	-37,948	
<b>-181,729</b>		<b>-88,147</b>		<b>-702,686</b>		<b>Total: Revenues    Auxiliary Fund</b>	<b>-811,430</b>	<b>-811,430</b>	<b>-811,430</b>	

# Clatsop Community College

## Summary by Object Code

### Expenditures

#### 12 Auxiliary Fund

12-13		13-14		14-15		Object	15-16	15-16	15-16	FTE
Actual	FTE	Actual	FTE	Adopted	FTE		Proposed	Approved	Adopted	
42,174	1.00	42,917	1.00	45,604	1.00	1114 Service And Supervisory (FT)	46,060	46,060	46,060	1.00
26,008	0.96	5,326	0.29			1117 Classified (FT)				
		9,534	0.31	27,720	1.00	1217 Classified (PT)	28,920	28,920	28,920	1.00
5,941	0.07					1222 Faculty (Extra Duty)				
18,319	0.84	18,206	0.59	14,125	0.45	1227 Classified (Temp)	10,125	10,125	10,125	0.32
		10	0.00			1319 CWS Students				
				1,224		1600 *****Fringe Benefits	878	878	878	
142		92		82		1612 Life Insurance	82	82	82	
176		143		123		1613 Long Term Disability	147	147	147	
19,596		11,932		10,798		1614 Medical Insurance	11,338	11,338	11,338	
1,099		369		366		1621 Unemployment Insurance	374	374	374	
630		408		375		1622 Workers Comp	383	383	383	
12,176		10,846		13,346		1631 Oregon Pers	13,497	13,497	13,497	
5,455		4,830		4,545		1641 Social Security	4,650	4,650	4,650	
1,276		1,175		1,063		1642 Medicare	1,088	1,088	1,088	
422		11		1,100		2221 In-State Travel	1,970	1,970	1,970	
786				3,096		2231 Out-Of-State Travel	2,600	2,600	2,600	
				600		2317 Registration	600	600	600	
150		60		500		3012 Consultants	500	500	500	
3,794		4,859		3,000		3014 Artistic & Graphic	1,200	1,200	1,200	
2,200		1,600		2,600		3021 Honoraria, Speakers	1,600	1,600	1,600	
2,616		1,090				3052 Auto, Boat Rent Or Lease				
300		309		495		3054 Space Rent Or Lease	495	495	495	
773		1,465		1,465		3061 Dues And Memberships	1,465	1,465	1,465	
23,063		19,291		21,375		3161 Property Insurance Premium	21,375	21,375	21,375	
96						3311 Telephone Charges				
16,335		13,152		14,800		3321 Postage	15,000	15,000	15,000	
				275		3392 Newspaper Services				
859		859		1,200		3393 Other Communication Svcs	1,000	1,000	1,000	
1,955		2,044		33,903		3451 Vehicle, Boat Repairs	33,454	33,454	33,454	
				500		3452 Equipment Repairs	500	500	500	
		125				3454 Maint/Repair Service Contracts				
108		50				3455 Other Repair Parts/Svcs				
300		300		300		3521 Taxes, Licenses, Permits	300	300	300	
836		1,283		740		3531 Credit Card Processing Fee	930	930	930	
		54				3532 Bank Service Fees				
160				460		3591 Other Fees	300	300	300	
681		660		1,000		4402 Printing	1,000	1,000	1,000	
277				250		4411 Food For Public Events	450	450	450	

# Clatsop Community College

## Summary by Object Code

### Expenditures

#### 12 Auxiliary Fund

12-13		13-14		14-15		Object	15-16		15-16	
Actual	FTE	Actual	FTE	Adopted	FTE		Proposed	Approved	Adopted	FTE
1,847		5,429		9,550		4421 Instructional Supplies	9,550	9,550	9,550	
6,950		6,258		11,307		4422 Operating Supplies	7,322	7,322	7,322	
				2,250		4431 Pc Software	2,250	2,250	2,250	
16,183		13,504		9,000		4441 Fuel, Oil & Tires	11,200	11,200	11,200	
2,025		1,980		1,975		4472 Awards And Gifts	1,975	1,975	1,975	
24,662		6,686		7,500		4511 Food For Resale	11,000	11,000	11,000	
155,450		116,486		145,000		4512 Books For Resale	135,000	135,000	135,000	
26,410		28,174		30,000		4513 Supplies For Resale	35,000	35,000	35,000	
3,770		1,748		5,000		4514 Sundry Items For Resale	4,000	4,000	4,000	
7,991		5,726		5,000		4515 Clothing For Resale	6,000	6,000	6,000	
1,967		2,538		3,500		4516 Software For Resale	2,000	2,000	2,000	
51,830		60,705		65,000		4519 Used Textbooks For Resale	65,000	65,000	65,000	
1,400						4617 Child Care				
7,745				9,000		5514 Boats/Marine Equipment	9,000	9,000	9,000	
				1,500		5571 Non-Capitalized Equip	1,500	1,500	1,500	
-21						6968 Audit/Rounding Balance Adjustmen				
-315,283		-314,087		-37,300		6969 Ending Cash - Unrestricted	103,352	103,352	103,352	
100						6971 Indirect Costs				
				205,000		6998 Debt Service Principal	205,000	205,000	205,000	
<b>181,729</b>	<b>2.87</b>	<b>88,147</b>	<b>2.19</b>	<b>680,312</b>	<b>2.45</b>	<b>Total: Expenditures Auxiliary Fund</b>	<b>811,430</b>	<b>811,430</b>	<b>811,430</b>	<b>2.32</b>

# Clatsop Community College

## *Summary by Object Code*

### Transfers

#### 12 Auxiliary Fund

12-13 Actual	FTE	13-14 Actual	FTE	14-15 Adopted		Object	15-16 Proposed	15-16 Approved	15-16 Adopted		FTE
				22,374		7313 Transfer To G/F - Ash					
				16,188		7325 Intrafund Transfer Out					
				-16,188		7413 Intrafund Transfer In					
				<b>22,374</b>		<b>Total: Transfers</b>					<b>Auxiliary Fund</b>

# Clatsop Community College

## Summary by Function

### 12 Auxiliary Fund

#### Revenues

12-13 Actual	FTE	13-14 Actual	FTE	14-15 Adopted	FTE	Function	15-16 Proposed	15-16 Approved	15-16 Adopted	FTE
				-205,000		0 Plant	-205,000	-205,000	-205,000	
186,273		171,164		-66,231		1 Instruction	-80,821	-80,821	-80,821	
-30,821		-33,877		-35,713		3 Public Service	-35,518	-35,518	-35,518	
-503,797		-398,825		-569,583		4 Student Service	-662,435	-662,435	-662,435	
159,145		165,941		173,841		6 Plant Operation & Maintenance	172,344	172,344	172,344	
7,471		7,450				9 Reserves				
<b>-181,729</b>		<b>-88,147</b>		<b>-702,686</b>		<b>Total: Revenues</b>	<b>-811,430</b>	<b>-811,430</b>	<b>-811,430</b>	

#### Expenditures

12-13 Actual	FTE	13-14 Actual	FTE	14-15 Adopted	FTE	Function	15-16 Proposed	15-16 Approved	15-16 Adopted	FTE
				205,000		0 Plant	205,000	205,000	205,000	
-186,273	0.25	-171,164	0.31	65,352	0.13	1 Instruction	80,821	80,821	80,821	0.13
30,821	0.08	33,877	0.04	34,744		3 Public Service	35,518	35,518	35,518	
503,797	2.54	398,825	1.83	547,209	2.32	4 Student Service	662,435	662,435	662,435	2.19
-159,145		-165,941		-171,993		6 Plant Operation & Maintenance	-172,344	-172,344	-172,344	
-7,471		-7,450				9 Reserves				
<b>181,729</b>	<b>2.87</b>	<b>88,147</b>	<b>2.19</b>	<b>680,312</b>	<b>2.45</b>	<b>Total: Expenditures</b>	<b>811,430</b>	<b>811,430</b>	<b>811,430</b>	<b>2.32</b>

#### Transfers

12-13 Actual	FTE	13-14 Actual	FTE	14-15 Adopted	FTE	Function	15-16 Proposed	15-16 Approved	15-16 Adopted	FTE
				879		1 Instruction				
				969		3 Public Service				
				22,374		4 Student Service				
				-1,848		6 Plant Operation & Maintenance				
				<b>22,374</b>		<b>Total: Transfers</b>				

# Clatsop Community College Summary by Organization

## Expenditures

### 12 Auxiliary Fund

12-13 Actual	FTE	13-14 Actual	FTE	14-15 Adopted	FTE	Organization	15-16 Proposed	15-16 Approved	15-16 Adopted	FTE
				205,000		12000000 AUXILIARY FUND	205,000	205,000	205,000	
				<b>205,000</b>		<b>Total: Plant</b>	<b>205,000</b>	<b>205,000</b>	<b>205,000</b>	
1,861		1,862				12111272 Spanish Healthcare Interpreter				
16,841		16,761		21,761		12171253 Marine Science-Self Support	20,835	20,835	20,835	
13,353		13,353				12171254 Fire Science Cntrct Trng-11171				
-241,397	0.25	-228,662	0.31	20,019	0.13	12175245 M/V Forerunner	34,913	34,913	34,913	0.13
23,069		25,522		23,572		12175265 Coast Guard Testing	25,073	25,073	25,073	
<b>-186,273</b>	<b>0.25</b>	<b>-171,164</b>	<b>0.31</b>	<b>65,352</b>	<b>0.13</b>	<b>Total: Instruction</b>	<b>80,821</b>	<b>80,821</b>	<b>80,821</b>	<b>0.13</b>
13,274		12,298		13,624		12312125 Art Gallery Commissions	13,712	13,712	13,712	
15,136		19,094		21,120		12312126 Au Naturel	21,806	21,806	21,806	
2,411	0.08	2,485	0.04			12352110 Arts & Ideas (to 11352110)				
<b>30,821</b>	<b>0.08</b>	<b>33,877</b>	<b>0.04</b>	<b>34,744</b>		<b>Total: Public Service</b>	<b>35,518</b>	<b>35,518</b>	<b>35,518</b>	
-311,350		-311,350		-106,348		12415230 Cafeteria	-106,348	-106,348	-106,348	
791,753	2.54	687,721	1.83	653,557	2.32	12415240 Bookstore	768,783	768,783	768,783	2.19
21,894		22,454				12415246 Self Sup Class/Material				
1,500						12415460 Lil Sprouts Day Care				
<b>503,797</b>	<b>2.54</b>	<b>398,825</b>	<b>1.83</b>	<b>547,209</b>	<b>2.32</b>	<b>Total: Student Service</b>	<b>662,435</b>	<b>662,435</b>	<b>662,435</b>	<b>2.19</b>
-159,145		-165,941		-171,993		12666360 Vehicles	-172,344	-172,344	-172,344	
<b>-159,145</b>		<b>-165,941</b>		<b>-171,993</b>		<b>Total: Plant Operation &amp; Maintenance</b>	<b>-172,344</b>	<b>-172,344</b>	<b>-172,344</b>	
-7,471		-7,450				12999999 Adjustment to balance w/Audit				
<b>-7,471</b>		<b>-7,450</b>				<b>Total: Reserves</b>				
<b>181,729</b>	<b>2.87</b>	<b>88,147</b>	<b>2.19</b>	<b>680,312</b>	<b>2.45</b>	<b>Total: Expenditure Auxiliary Fund</b>	<b>811,430</b>	<b>811,430</b>	<b>811,430</b>	<b>2.32</b>



# Clatsop Community College

## *Detail Budget Report*

12000000 AUXILIARY FUND						<i>Manager</i> VP Finance & Operations	<i>Director</i> VP Finance & Operations			
12-13 Actual	FTE	13-14 Actual	FTE	14-15 Adopted	FTE	Object	15-16 Proposed	15-16 Approved	15-16 Adopted	FTE
				205,000		6969 Ending Cash - Unrestricted	205,000	205,000	205,000	
				-205,000		8899 Beginning Cash Balance	-205,000	-205,000	-205,000	
				<i>0</i>		<b>Total: AUXILIARY FUND</b>	<i>0</i>	<i>0</i>	<i>0</i>	

# Clatsop Community College

## *Detail Budget Report*

12111272 Spanish Healthcare Interpreter						<b>Manager</b> NOT IN USE	<b>Director</b> NOT IN USE			
12-13		13-14		14-15		<i>Object</i>	15-16		15-16	
Actual	FTE	Actual	FTE	Adopted	FTE		Proposed	Approved	Adopted	FTE
1,861		1,862				6969 Ending Cash - Unrestricted				
				1,862		7325 Intrafund Transfer Out				
-1,861		-1,862		-1,862		8899 Beginning Cash Balance				
<i>0</i>		<i>0</i>		<i>0</i>		<b><i>Total: Spanish Healthcare Interpreter</i></b>				

# Clatsop Community College

## *Detail Budget Report*

12121000 Clatsop Leadership Forum						<b>Manager</b> NOT IN USE	<b>Director</b> NOT IN USE			
12-13 Actual	FTE	13-14 Actual	FTE	14-15 Adopted	FTE	Object	15-16 Proposed	15-16 Approved	15-16 Adopted	FTE
				-983		7413	Intrafund Transfer In			
				983		8899	Beginning Cash Balance			
				<b>0</b>		<b>Total: Clatsop Leadership Forum</b>				

# Clatsop Community College

## *Detail Budget Report*

12171253 Marine Science-Self Support						<b>Manager</b> Dean Workforce Ed & Training	<b>Director</b> VP Academic & Student Affairs		
12-13		13-14		14-15		Object	15-16	15-16	15-16
Actual	FTE	Actual	FTE	Adopted	FTE		Proposed	Approved	Adopted
				300		3591 Other Fees	300	300	300
80				250		4411 Food For Public Events	250	250	250
				4,450		4421 Instructional Supplies	4,450	4,450	4,450
16,761		16,761		16,761		6969 Ending Cash - Unrestricted	15,835	15,835	15,835
				-5,000		8153 Fees - Self support	-5,000	-5,000	-5,000
-16,841		-16,761		-16,761		8899 Beginning Cash Balance	-15,835	-15,835	-15,835
<b>0</b>		<b>0</b>		<b>0</b>		<b>Total: Marine Science-Self Support</b>	<b>0</b>	<b>0</b>	<b>0</b>

# Clatsop Community College

## *Detail Budget Report*

12171254 Fire Science Cntrct Trng-11171254						<b>Manager</b> NOT IN USE	<b>Director</b> NOT IN USE			
12-13 Actual	FTE	13-14 Actual	FTE	14-15 Adopted FTE		Object	15-16 Proposed	15-16 Approved	15-16 Adopted	FTE
13,353		13,353				6969	Ending Cash - Unrestricted			
				13,357		7325	Intrafund Transfer Out			
-13,353		-13,353		-13,357		8899	Beginning Cash Balance			
0		0		0		<b>Total: Fire Science Cntrct Trng- 11171254</b>				

# Clatsop Community College

## Detail Budget Report

12175245 M/V Forerunner						<i>Manager</i> Dean Workforce Ed & Training	<i>Director</i> VP Academic & Student Affairs				
12-13 Actual	FTE	13-14 Actual	FTE	14-15 Adopted	FTE	Object	15-16 Proposed	15-16 Approved	15-16 Adopted	FTE	
5,941	0.07					1222 Faculty (Extra Duty)					
3,733	0.17	9,673	0.31	4,125	0.13	1227 Classified (Temp)	4,125	4,125	4,125	0.13	
				358		1600 *****Fringe Benefits	358	358	358		
82		44				1621 Unemployment Insurance					
33		60				1622 Workers Comp					
473		1,094				1631 Oregon Pers					
405		739				1641 Social Security					
95		218				1642 Medicare					
300		309		495		3054 Space Rent Or Lease	495	495	495		
21,375		17,885		21,375		3161 Property Insurance Premium	21,375	21,375	21,375		
		1,403		33,903		3451 Vehicle, Boat Repairs	33,454	33,454	33,454		
300		300		300		3521 Taxes, Licenses, Permits	300	300	300		
		2,630		5,000		4421 Instructional Supplies	5,000	5,000	5,000		
21		3,927		4,134		4422 Operating Supplies	1,934	1,934	1,934		
8,841		8,451		9,000		4441 Fuel, Oil & Tires	11,200	11,200	11,200		
7,745				9,000		5514 Boats/Marine Equipment	9,000	9,000	9,000		
-290,741		-275,395		-67,671		6969 Ending Cash - Unrestricted	-52,328	-52,328	-52,328		
				-13,357		7413 Intrafund Transfer In					
-16,231		-25,717		-40,293		8191 Other Student Fees	-40,293	-40,293	-40,293		
-9,000				-9,000		8511 Gifts	-9,000	-9,000	-9,000		
311,332		290,741		80,579		8899 Beginning Cash Balance	52,328	52,328	52,328		
-44,704		-36,362		-37,948		8972 Forerunner Rental Income	-37,948	-37,948	-37,948		
<b>0</b>	<b>0.25</b>	<b>0</b>	<b>0.31</b>	<b>0</b>	<b>0.13</b>	<b>Total: M/V Forerunner</b>	<b>0</b>	<b>0</b>	<b>0</b>	<b>0.13</b>	

# Clatsop Community College

## *Detail Budget Report*

12175265 Coast Guard Testing		<i>Manager</i> Dean Workforce Ed & Training				<i>Director</i> VP Academic & Student Affairs				
12-13 Actual	FTE	13-14 Actual	FTE	14-15 Adopted	FTE	Object	15-16 Proposed	15-16 Approved	15-16 Adopted	FTE
1,847		2,799		100		4421 Instructional Supplies	100	100	100	
				2,250		4431 Pc Software	2,250	2,250	2,250	
21,222		22,723		21,222		6969 Ending Cash - Unrestricted	22,723	22,723	22,723	
-4,500		-4,300		-2,350		8156 Fees - GED Testing	-2,350	-2,350	-2,350	
-18,569		-21,222		-21,222		8899 Beginning Cash Balance	-22,723	-22,723	-22,723	
<i>0</i>		<i>0</i>		<i>0</i>		<i>Total: Coast Guard Testing</i>	<i>0</i>	<i>0</i>	<i>0</i>	

# Clatsop Community College

## *Detail Budget Report*

12312125 Art Gallery Commissions
**Manager**  
Dir Institution Research Assess &
**Director**  
VP Academic & Student Affairs

12-13		13-14		14-15		Object	15-16		15-16	
Actual	FTE	Actual	FTE	Adopted	FTE		Proposed	Approved	Adopted	FTE
422				1,000		2221 In-State Travel	970	970	970	
3,794		4,209		3,000		3014 Artistic & Graphic	400	400	400	
1,100		600		1,500		3021 Honoraria, Speakers	500	500	500	
				200		3393 Other Communication Svcs				
389		391		500		4402 Printing	500	500	500	
197						4411 Food For Public Events	200	200	200	
549		186		600		4422 Operating Supplies	600	600	600	
6,823		6,912		6,824		6969 Ending Cash - Unrestricted	10,542	10,542	10,542	
				-1,000		8476 Local Grants/Contracts	-1,000	-1,000	-1,000	
-5,370		-5,475		-5,800		8652 Art Gallery Sales	-5,800	-5,800	-5,800	
-7,904		-6,823		-6,824		8899 Beginning Cash Balance	-6,912	-6,912	-6,912	
<b>0</b>		<b>0</b>		<b>0</b>		<b>Total: Art Gallery Commissions</b>	<b>0</b>	<b>0</b>	<b>0</b>	



# Clatsop Community College

## *Detail Budget Report*

12312126 Au Naturel **Manager**  
Dir Institution Research Assess & **Director**  
VP Academic & Student Affairs

12-13 Actual	FTE	13-14 Actual	FTE	14-15 Adopted	FTE	Object	15-16 Proposed	15-16 Approved	15-16 Adopted	FTE
						2221 In-State Travel	300	300	300	
				596		2231 Out-Of-State Travel	800	800	800	
150		60		500		3012 Consultants	500	500	500	
		650				3014 Artistic & Graphic	800	800	800	
1,100		1,000		1,100		3021 Honoraria, Speakers	1,100	1,100	1,100	
-23				300		3321 Postage				
				275		3392 Newspaper Services				
859		859		1,000		3393 Other Communication Svcs	1,000	1,000	1,000	
57		564		20		3531 Credit Card Processing Fee	200	200	200	
292		269		500		4402 Printing	500	500	500	
937		840		1,000		4422 Operating Supplies	788	788	788	
2,025		1,980		1,975		4472 Awards And Gifts	1,975	1,975	1,975	
9,739		12,872		13,854		6969 Ending Cash - Unrestricted	13,843	13,843	13,843	
		-1,000				8652 Art Gallery Sales	-1,200	-1,200	-1,200	
-6,603		-8,355		-7,500		8653 Au Naturel Entry Fees	-7,500	-7,500	-7,500	
-8,533		-9,739		-13,620		8899 Beginning Cash Balance	-13,106	-13,106	-13,106	
<b>0</b>		<b>0</b>		<b>0</b>		<b>Total: Au Naturel</b>	<b>0</b>	<b>0</b>	<b>0</b>	

# Clatsop Community College

## *Detail Budget Report*

12352110 Arts & Ideas (to 11352110)						<i>Manager</i> NOT IN USE	<i>Director</i> NOT IN USE		
12-13		13-14		14-15		Object	15-16	15-16	15-16
Actual	FTE	Actual	FTE	Adopted	FTE		Proposed	Approved	Adopted
1,822	0.08	1,276	0.04			1227			
23		5				1621			
10		7				1622			
113		79				1641			
26		19				1642			
		125				3454			
417		974				6969			
				969		7325			
-581		-417		-969		8899			
-1,830		-2,068				8921			
<b>0</b>	<b>0.08</b>	<b>0</b>	<b>0.04</b>	<b>0</b>		<b>Total: Arts &amp; Ideas (to 11352110)</b>			

# Clatsop Community College

## *Detail Budget Report*

12415230 Cafeteria		<i>Manager</i> NOT IN USE				<i>Director</i> NOT IN USE				
12-13 Actual	FTE	13-14 Actual	FTE	14-15 Adopted	FTE	Object	15-16 Proposed	15-16 Approved	15-16 Adopted	FTE
-311,350		-311,350		-311,348		6969 Ending Cash - Unrestricted	-311,348	-311,348	-311,348	
				205,000		6998 Debt Service Principal	205,000	205,000	205,000	
-40						8635 Facility Lease/Rent				
311,390		311,350		106,348		8899 Beginning Cash Balance	106,348	106,348	106,348	
<i>0</i>		<i>0</i>		<i>0</i>		<b>Total: Cafeteria</b>	<i>0</i>	<i>0</i>	<i>0</i>	

# Clatsop Community College

## Detail Budget Report

12-13		13-14		14-15		<i>Manager</i>		<i>Director</i>			
Actual	FTE	Actual	FTE	Adopted	FTE	Mgr College Store/Cafeteria		Proposed	Approved	Adopted	FTE
						<i>Object</i>		VP Finance & Operations			
42,174	1.00	42,917	1.00	45,604	1.00	1114	Service And Supervisory (FT)	46,060	46,060	46,060	1.00
26,008	0.96	5,326	0.29			1117	Classified (FT)				
		9,534	0.31	27,720	1.00	1217	Classified (PT)	28,920	28,920	28,920	1.00
12,764	0.59	7,257	0.24	10,000	0.32	1227	Classified (Temp)	6,000	6,000	6,000	0.19
		10	0.00			1319	CWS Students				
				866		1600	*****Fringe Benefits	520	520	520	
142		92		82		1612	Life Insurance	82	82	82	
176		143		123		1613	Long Term Disability	147	147	147	
19,596		11,932		10,798		1614	Medical Insurance	11,338	11,338	11,338	
994		320		366		1621	Unemployment Insurance	374	374	374	
587		341		375		1622	Workers Comp	383	383	383	
11,703		9,752		13,346		1631	Oregon Pers	13,497	13,497	13,497	
4,937		4,012		4,545		1641	Social Security	4,650	4,650	4,650	
1,155		938		1,063		1642	Medicare	1,088	1,088	1,088	
				100		2221	In-State Travel	700	700	700	
786				2,500		2231	Out-Of-State Travel	1,800	1,800	1,800	
				600		2317	Registration	600	600	600	
773		1,465		1,465		3061	Dues And Memberships	1,465	1,465	1,465	
16,358		13,152		14,500		3321	Postage	15,000	15,000	15,000	
				500		3452	Equipment Repairs	500	500	500	
779		719		720		3531	Credit Card Processing Fee	730	730	730	
		54				3532	Bank Service Fees				
160				160		3591	Other Fees				
5,443		1,305		5,573		4422	Operating Supplies	4,000	4,000	4,000	
24,662		6,686		7,500		4511	Food For Resale	11,000	11,000	11,000	
155,450		116,486		145,000		4512	Books For Resale	135,000	135,000	135,000	
26,410		28,174		30,000		4513	Supplies For Resale	35,000	35,000	35,000	
3,770		1,748		5,000		4514	Sundry Items For Resale	4,000	4,000	4,000	
7,991		5,726		5,000		4515	Clothing For Resale	6,000	6,000	6,000	
1,967		2,538		3,500		4516	Software For Resale	2,000	2,000	2,000	
51,830		60,705		65,000		4519	Used Textbooks For Resale	65,000	65,000	65,000	
				1,500		5571	Non-Capitalized Equip	1,500	1,500	1,500	
375,138		356,389		250,051		6969	Ending Cash - Unrestricted	371,429	371,429	371,429	
-398		-268		-1,000		8815	Miscellaneous Revenue	-500	-500	-500	
78		16				8816	Cash Short Or Over				
-395,027		-375,138		-233,857		8899	Beginning Cash Balance	-371,083	-371,083	-371,083	
-40,920		-10,169		-18,000		8932	Food Sales	-20,500	-20,500	-20,500	
-10,183		-8,907		-10,000		8941	Clothing Sales	-10,000	-10,000	-10,000	

# Clatsop Community College

## *Detail Budget Report*

12-13		13-14		14-15		<i>Manager</i>	<i>Director</i>	15-16		15-16	
Actual	FTE	Actual	FTE	Adopted	FTE	Mgr College Store/Cafeteria	VP Finance & Operations	Proposed	Approved	Adopted	FTE
-205,521		-126,641		-180,000		8942 Textbook Sales		-170,000	-170,000	-170,000	
-46,992		-45,017		-50,000		8943 Supply Sales		-50,000	-50,000	-50,000	
-64,375		-92,120		-124,000		8944 Used Textbook Sales		-107,000	-107,000	-107,000	
-164		-65		-200		8945 Shipping Revenue		-200	-200	-200	
-3,220		-2,981		-7,500		8946 Sundry Sales		-7,000	-7,000	-7,000	
-2,038		-4,168		-4,000		8947 Software Sales		-3,500	-3,500	-3,500	
-11,987		-10,305		-12,000		8948 Rental Income-New Books		-16,000	-16,000	-16,000	
-11,006		-11,958		-13,000		8949 Rental Income-Used Books		-13,000	-13,000	-13,000	
<b>0</b>	<b>2.54</b>	<b>0</b>	<b>1.83</b>	<b>0</b>	<b>2.32</b>	<b>Total: Bookstore</b>		<b>0</b>	<b>0</b>	<b>0</b>	<b>2.19</b>

# Clatsop Community College

## *Detail Budget Report*

12415246 Self Sup Class/Material						<i>Manager</i> NOT IN USE	<i>Director</i> NOT IN USE			
12-13 Actual	FTE	13-14 Actual	FTE	14-15 Adopted	FTE	Object	15-16 Proposed	15-16 Approved	15-16 Adopted	FTE
21,894		22,454				6969 Ending Cash - Unrestricted				
				22,374		7313 Transfer To G/F - Ash				
-860		-560				8163 Misc General Fees				
-21,034		-21,894		-22,374		8899 Beginning Cash Balance				
<i>0</i>		<i>0</i>		<i>0</i>		<i>Total: Self Sup Class/Material</i>				

# Clatsop Community College

## *Detail Budget Report*

12415460 Lil Sprouts Day Care						<i>Manager</i> NOT IN USE	<i>Director</i> NOT IN USE			
12-13 Actual	FTE	13-14 Actual	FTE	14-15 Adopted	FTE	Object	15-16 Proposed	15-16 Approved	15-16 Adopted	FTE
1,400						4617 Child Care				
100						6971 Indirect Costs				
-1,500						8833 Child Care Fee				
<i>0</i>						<i>Total: Lil Sprouts Day Care</i>				

# Clatsop Community College

## *Detail Budget Report*

12-13		13-14		14-15		<i>Object</i>	15-16		15-16	
<b>Actual</b>	<b>FTE</b>	<b>Actual</b>	<b>FTE</b>	<b>Adopted</b>	<b>FTE</b>		<b>Proposed</b>	<b>Approved</b>	<b>Adopted</b>	<b>FTE</b>
			11			2221 In-State Travel				
2,616		1,090				3052 Auto, Boat Rent Or Lease				
1,688		1,406				3161 Property Insurance Premium				
96						3311 Telephone Charges				
1,955		641				3451 Vehicle, Boat Repairs				
108		50				3455 Other Repair Parts/Svcs				
7,342		5,053				4441 Fuel, Oil & Tires				
-172,950		-174,192		-171,993		6969 Ending Cash - Unrestricted	-172,344	-172,344	-172,344	
				-1,848		7413 Intrafund Transfer In				
-13,027		-7,009				8631 Equipment Rental Fee				
-613						8671 Sale Of Surplus Items				
172,785		172,950		173,841		8899 Beginning Cash Balance	172,344	172,344	172,344	
<b>0</b>		<b>0</b>		<b>0</b>		<b>Total: Vehicles</b>	<b>0</b>	<b>0</b>	<b>0</b>	



# Clatsop Community College

## *Detail Budget Report*

12999999 Adjustment to balance w/Audit		<b>Manager</b> VP Finance & Operations				<b>Director</b> VP Finance & Operations				
12-13 Actual	FTE	13-14 Actual	FTE	14-15 Adopted	FTE	Object	15-16 Proposed	15-16 Approved	15-16 Adopted	FTE
-21						6968 Audit/Rounding Balance Adjustmen				
-7,450		-7,450				6969 Ending Cash - Unrestricted				
7,471		7,450				8899 Beginning Cash Balance				
<b>0</b>		<b>0</b>				<b>Total: Adjustment to balance w/Audit</b>				



## **Grants / Financial Aid Fund**

	<u>Pages</u>
Summary by Object:	
Revenues	ORS 294.361 ..... 163
Expenditures	ORS 294.393..... 164 - 166
Transfers .....	167
Summary by Function:	ORS 294.393 ..... 168
Includes Revenues, Expenditures, & Transfers	
Summary by Organization Code:	ORS 294.393 ..... 169 - 170
(Expenditures sorted by organization code within function)	
Detail by organization codes	ORS 294.393 ..... 171 - 217
(sorted by organization code within function)	



# Clatsop Community College

## Summary by Object Code

### Revenues

#### 21 Grants/Financial Aid Fund

12-13		13-14		14-15		Object	15-16	15-16	15-16
Actual	FTE	Actual	FTE	Adopted	FTE		Proposed	Approved	Adopted
-12,255		-17,891		-22,401		8153 Fees - Self support	-25,000	-25,000	-25,000
-306,150		-308,705		-215,000		8228 State Need Grant	-215,000	-215,000	-215,000
-74,361		-157,128		-51,055		8276 State Grants/Contracts	-102,157	-102,157	-102,157
-6,789,065		-6,063,173		-4,782,346		8376 Federal Grants/ Contracts	-4,408,634	-4,408,634	-4,408,634
-104,920		-95,793		-112,990		8476 Local Grants/Contracts	-115,413	-115,413	-115,413
-123,044		-156,938		-124,158		8511 Gifts	-124,458	-124,458	-124,458
				-250,000		8815 Miscellaneous Revenue	-250,000	-250,000	-250,000
-450						8821 Special Event Revenue			
-64,550		-66,450		-68,272		8825 Overhead Recovery	-73,978	-73,978	-73,978
-35,812		-31,895		-53,007		8899 Beginning Cash Balance	-42,938	-42,938	-42,938
<b>-7,510,607</b>		<b>-6,897,973</b>		<b>-5,679,229</b>		<b>Total: Revenues</b>	<b>-5,357,578</b>	<b>-5,357,578</b>	<b>-5,357,578</b>
						<b>Grants/Financial Aid Fund</b>			

# Clatsop Community College

## Summary by Object Code

### Expenditures

#### 21 Grants/Financial Aid Fund

12-13		13-14		14-15		Object	15-16	15-16	15-16	FTE
Actual	FTE	Actual	FTE	Adopted	FTE		Proposed	Approved	Adopted	
11,220	0.12					1112 Faculty (FT)				
665,300	12.87	610,010	12.55	549,148	10.71	1114 Service And Supervisory (FT)	513,852	513,852	513,852	8.62
131,631	3.12	116,265	1.38	85,601	1.83	1117 Classified (FT)	84,070	84,070	84,070	2.09
19,257	0.28	9,124	0.11	8,726	0.28	1212 Faculty (PT)	20,133	20,133	20,133	0.24
20,788	0.70	29,608	0.96	33,442	1.09	1217 Classified (PT)	35,350	35,350	35,350	1.10
640	0.01	5,288	0.07	2,487	0.08	1222 Faculty (Extra Duty)	1,527	1,527	1,527	0.02
48,188	2.08	113,501	3.68	175,560	5.20	1227 Classified (Temp)	146,824	146,824	146,824	4.74
50,615	2.53	52,758	1.71			1311 FWS - On Campus				
22,016	1.10	17,663	0.57			1312 FWS - On Campus/Community Srv				
11,477	0.55	9,325	0.30			1314 FWS - Off Campus/Community Srv				
1,894	0.08	2,348	0.08			1315 FWS - On Campus Tutors				
856	0.04	1,122	0.04			1316 FWS - Off Campus Tutors				
				19,306		1600 *****Fringe Benefits	17,613	17,613	17,613	
1,116		1,077		1,086		1612 Life Insurance	922	922	922	
2,086		2,046		1,548		1613 Long Term Disability	1,819	1,819	1,819	
154,225		138,200		142,916		1614 Medical Insurance	127,387	127,387	127,387	
11,245		4,284		3,343		1621 Unemployment Insurance	3,238	3,238	3,238	
5,103		5,642		3,407		1622 Workers Comp	3,304	3,304	3,304	
143,093		146,248		121,610		1631 Oregon Pers	113,927	113,927	113,927	
54,648		54,722		41,428		1641 Social Security	40,163	40,163	40,163	
12,780		12,798		9,686		1642 Medicare	9,390	9,390	9,390	
30,738		29,278		47,419		2221 In-State Travel	45,685	45,685	45,685	
9,750		11,004		8,661		2231 Out-Of-State Travel	21,312	21,312	21,312	
23,279		17,932		17,819		2241 Student Travel	26,000	26,000	26,000	
5,599		6,046		6,978		2242 Student Transportation	15,590	15,590	15,590	
				200		2311 Travel	200	200	200	
				100		2315 Miscellaneous	100	100	100	
1,210		750		1,350		2317 Registration	2,574	2,574	2,574	
30,504		20,493		3,001		3012 Consultants	3,001	3,001	3,001	
2,105		1,540		1,051		3021 Honoraria, Speakers	3,050	3,050	3,050	
9,479		11,222		15,009		3022 Non-Employee Wages	21,659	21,659	21,659	
967		1,552		1,635		3023 Non-Employee Benefits	2,444	2,444	2,444	
498		598		3,549		3041 Computer Services	1,040	1,040	1,040	
12,000		9,000		12,001		3054 Space Rent Or Lease	9,001	9,001	9,001	
5,088		4,979		4,717		3061 Dues And Memberships	4,425	4,425	4,425	
				896		3161 Property Insurance Premium	684	684	684	
895		776				3162 Casualty Insurance Premium				
2,980		3,045		2,940		3311 Telephone Charges	4,351	4,351	4,351	
113				186		3321 Postage	526	526	526	

# Clatsop Community College

## Summary by Object Code

### Expenditures

#### 21 Grants/Financial Aid Fund

12-13		13-14		14-15		Object	15-16		15-16	
Actual	FTE	Actual	FTE	Adopted	FTE		Proposed	Approved	Adopted	FTE
				1,000		3392 Newspaper Services	1,100	1,100	1,100	
50						3393 Other Communication Svcs				
766		1,154		1,000		3451 Vehicle, Boat Repairs	1,500	1,500	1,500	
						3452 Equipment Repairs	1,056	1,056	1,056	
1,463		1,289		1,560		3521 Taxes, Licenses, Permits				
						4401 Copying Or Duplicating	65	65	65	
200		373		750		4402 Printing	655	655	655	
1,708		1,863		2,201		4411 Food For Public Events	1,601	1,601	1,601	
672		421		476		4412 Food For Staff Events	615	615	615	
40,050		40,509		49,769		4421 Instructional Supplies	43,428	43,428	43,428	
11,647		12,481		30,349		4422 Operating Supplies	16,324	16,324	16,324	
2,887		6,345		3,945		4431 Pc Software	3,800	3,800	3,800	
167				150		4432 Pc Supplies	800	800	800	
1,959		801		724		4441 Fuel, Oil & Tires	2,400	2,400	2,400	
212		425		864		4461 Subscriptions/Periodicals	1,189	1,189	1,189	
8,390		8,030		8,503		4474 Grants	8,922	8,922	8,922	
21,234		360		14,000		4610 Student Summer Meals	15,000	15,000	15,000	
720		463		1,400		4611 Student Testing Fees	1,800	1,800	1,800	
17,849		11,439		13,000		4612 Student Stipends	13,000	13,000	13,000	
211				501		4613 Student Books	501	501	501	
6,521		6,206		6,801		4614 Student Tuition	7,001	7,001	7,001	
4,371		5,546		4,608		4615 Student Supplies	9,806	9,806	9,806	
12						4616 Student Special Events				
418		650		2,000		4617 Child Care	2,000	2,000	2,000	
3,202,774		3,008,239		2,149,217		4619 F/A Awards To Students	2,151,217	2,151,217	2,151,217	
1,261,082		1,071,970		640,000		4620 Subsidized Loans	640,000	640,000	640,000	
1,284,683		1,048,496		616,000		4622 Unsubsidized Loans	616,000	616,000	616,000	
		82,607		16,015		5511 Instructional Equipment	25,382	25,382	25,382	
		9,072				5522 Building Alterations	33,784	33,784	33,784	
555		1,099		1		5561 Library Books	1	1	1	
		349		1,110		5562 Audiovisual Formats	1,110	1,110	1,110	
19,911		18,476		59,678		5571 Non-Capitalized Equip	19,379	19,379	19,379	
7,756		8,144		2,603		5575 Non-Cap Computer Equipment	2,603	2,603	2,603	
				102,454		6161 Fws Awards	102,454	102,454	102,454	
140		1,763		500		6199 Other Student Aid	1,000	1,000	1,000	
				250,000		6951 Other Miscellaneous	250,000	250,000	250,000	
21,822		19,844		45,096		6961 Ending Cash Balance	24,906	24,906	24,906	
		-14				6968 Audit/Rounding Balance Adjustmen				
						6969 Ending Cash - Unrestricted	7,316	7,316	7,316	

# Clatsop Community College

## *Summary by Object Code*

### Expenditures

#### 21 Grants/Financial Aid Fund

12-13		13-14		14-15		Object	15-16		15-16		15-16	
Actual	FTE	Actual	FTE	Adopted	FTE		Proposed	Approved	Adopted	FTE		
88,584		85,420		331,698	6971	Indirect Costs	88,752	88,752	88,752			
<b>7,512,197</b>	<b>23.48</b>	<b>6,904,064</b>	<b>21.45</b>	<b>5,684,779</b>	<b>19.18</b>	<b>Total: Expenditures Grants/Financial Aid Fund</b>	<b>5,377,628</b>	<b>5,377,628</b>	<b>5,377,628</b>	<b>16.81</b>		



# Clatsop Community College

## *Summary by Object Code*

### Transfers

#### 21 Grants/Financial Aid Fund

12-13		13-14		14-15		Object	15-16		15-16	
Actual	FTE	Actual	FTE	Adopted	FTE		Proposed	Approved	Adopted	FTE
-1,585		-2,364		-2,050		7231 Transfer From General Fund	-2,050	-2,050	-2,050	
		-3,727		-3,500		7411 Transfer From General Fund	-18,000	-18,000	-18,000	
<b>-1,585</b>		<b>-6,091</b>		<b>-5,550</b>		<b>Total: Transfers</b>	<b>-20,050</b>	<b>-20,050</b>	<b>-20,050</b>	
						<i>Grants/Financial Aid Fund</i>				

# Clatsop Community College

## Summary by Function

### 21 Grants/Financial Aid Fund

#### Revenues

12-13 Actual	FTE	13-14 Actual	FTE	14-15 Adopted	FTE	Function	15-16 Proposed	15-16 Approved	15-16 Adopted	FTE
-120,705		-97,482		-105,419		1 Instruction	-115,913	-115,913	-115,913	
-397,600		-340,798		-553,489		2 Academic Support	-159,005	-159,005	-159,005	
-191,629		-200,130		-231,506		3 Public Service	-258,055	-258,055	-258,055	
-906,644		-875,172		-944,714		4 Student Service	-927,367	-927,367	-927,367	
-64,550		-66,450		-68,272		5 Institutional Support	-73,978	-73,978	-73,978	
-5,829,479		-5,221,449		-3,525,829		7 Scholarships & Fellowships	-3,525,829	-3,525,829	-3,525,829	
		-96,492				8 Capital Improvements	-47,431	-47,431	-47,431	
				-250,000		9 Reserves	-250,000	-250,000	-250,000	
<b>-7,510,607</b>		<b>-6,897,973</b>		<b>-5,679,229</b>		<b>Total: Revenues</b>	<b>-5,357,578</b>	<b>-5,357,578</b>	<b>-5,357,578</b>	

#### Expenditures

12-13 Actual	FTE	13-14 Actual	FTE	14-15 Adopted	FTE	Function	15-16 Proposed	15-16 Approved	15-16 Adopted	FTE
120,706	1.65	97,484	1.45	105,419	1.45	1 Instruction	115,913	115,913	115,913	1.33
397,600	4.39	340,799	3.15	553,489	3.49	2 Academic Support	159,005	159,005	159,005	1.23
191,630	1.84	203,856	2.53	235,006	2.61	3 Public Service	276,055	276,055	276,055	3.12
906,647	10.27	875,180	10.58	944,714	10.63	4 Student Service	927,367	927,367	927,367	10.13
64,549	1.00	66,451	1.00	68,272	1.00	5 Institutional Support	73,978	73,978	73,978	1.00
5,831,065	4.33	5,223,816	2.74	3,527,879		7 Scholarships & Fellowships	3,527,879	3,527,879	3,527,879	
		96,492				8 Capital Improvements	47,431	47,431	47,431	
		-14		250,000		9 Reserves	250,000	250,000	250,000	
<b>7,512,197</b>	<b>23.48</b>	<b>6,904,064</b>	<b>21.45</b>	<b>5,684,779</b>	<b>19.18</b>	<b>Total: Expenditures</b>	<b>5,377,628</b>	<b>5,377,628</b>	<b>5,377,628</b>	<b>16.81</b>

#### Transfers

12-13 Actual	FTE	13-14 Actual	FTE	14-15 Adopted	FTE	Function	15-16 Proposed	15-16 Approved	15-16 Adopted	FTE
		-3,727		-3,500		3 Public Service	-18,000	-18,000	-18,000	
-1,585		-2,364		-2,050		7 Scholarships & Fellowships	-2,050	-2,050	-2,050	
<b>-1,585</b>		<b>-6,091</b>		<b>-5,550</b>		<b>Total: Transfers</b>	<b>-20,050</b>	<b>-20,050</b>	<b>-20,050</b>	

# Clatsop Community College Summary by Organization

## Expenditures

### 21 Grants/Financial Aid Fund

12-13 Actual	FTE	13-14 Actual	FTE	14-15 Adopted	FTE	Organization	15-16 Proposed	15-16 Approved	15-16 Adopted	FTE
1,105	0.01	3,239				21111153 NPF Middle Valley History				
15,946	0.28					21111242 Sustainable Energy Grant				
1,937		1,496		5,000	0.07	21111312 Program Improvement Project	2,900	2,900	2,900	
32,039	0.40	36,527	0.52	37,512	0.44	21111313 Outreach Tutoring	38,547	38,547	38,547	0.44
51,216	0.61	38,557	0.51	42,708	0.57	21111314 ABE - Comprehensive Grant	51,702	51,702	51,702	0.53
		430		1,000		21111317 Literacy Donations	1,000	1,000	1,000	
16,557	0.35	17,235	0.42	15,864	0.32	21111319 ABE Accountability	18,429	18,429	18,429	0.34
1,906	0.00			3,335	0.05	21111320 ABE Learning Standards	3,335	3,335	3,335	0.02
<b>120,706</b>	<b>1.65</b>	<b>97,484</b>	<b>1.45</b>	<b>105,419</b>	<b>1.45</b>	<b>Total: Instruction</b>	<b>115,913</b>	<b>115,913</b>	<b>115,913</b>	<b>1.33</b>
20,000						21211273 CCHEA Project				
28,614	0.25	6,986	0.02			21214504 WIA Career Pathways Incentiv				
						21214507 Workforce Alliance - HS	7,316	7,316	7,316	
1,224	0.02					21214514 Workforce Westport Project				
						21214523 Communtiy Health Worker Ed	2,834	2,834	2,834	0.04
		2,703				21214536 OR Dev Ed Workshop	1	1	1	
100,454	1.37	79,106	0.79	96,478	0.86	21214540 Perkins (& 4546)	115,158	115,158	115,158	1.01
9,033	0.08	36,046	0.35	28,780	0.27	21214542 Perkins Reserve (& 4547)	33,696	33,696	33,696	0.18
90,519	0.57	92,661	0.98	209,576	1.23	21214800 Oregon CASE Consortium				
139,397	2.00	120,239	1.00	145,770	1.13	21214810 Oregon CASE				
8,359	0.11	608	0.02	72,885		21214820 Oregon CASE Consortium Car				
		2,450				21271210 Heritage Technical Assist Proje				
<b>397,600</b>	<b>4.39</b>	<b>340,799</b>	<b>3.15</b>	<b>553,489</b>	<b>3.49</b>	<b>Total: Academic Support</b>	<b>159,005</b>	<b>159,005</b>	<b>159,005</b>	<b>1.23</b>
8,758		8,518		9,126		21312124 Clatsop Cultural Coalition	9,400	9,400	9,400	
101,260	1.03	85,714	0.60	101,858	1.23	21321281 CEDR-Clatsop Economic Deve	103,413	103,413	103,413	0.97
31,150	0.36	31,149	0.74	31,545	0.37	21321282 SBDC-Federal	31,983	31,983	31,983	0.34
30,819	0.37	41,915	0.47	42,300	0.44	21321284 SBDC-State Lottery	42,891	42,891	42,891	0.46
4,106	0.04	5,050	0.02			21321285 State Broad Band Develop				
14,737	0.04	31,410	0.70	50,177	0.57	21321288 SBDC-Self Support Program	67,459	67,459	67,459	0.87
800		100				21362122 Lecture Series	918	918	918	
						21372128 Historic Site Documentation	19,991	19,991	19,991	0.48
<b>191,630</b>	<b>1.84</b>	<b>203,856</b>	<b>2.53</b>	<b>235,006</b>	<b>2.61</b>	<b>Total: Public Service</b>	<b>276,055</b>	<b>276,055</b>	<b>276,055</b>	<b>3.12</b>
273,068	3.14	271,721	3.31	301,910	3.10	21415215 PLUS Program	301,910	301,910	301,910	2.86
9,000	0.17					21415420 Foundations of Excellence				
9,965		9,413		19,910		21415712 Lives in Transition	4,005	4,005	4,005	
16,473		19,210	0.00	19,582	0.06	21415719 Lives in Transition Donation	18,140	18,140	18,140	0.06
286,195	3.39	306,282	4.06	306,724	4.77	21455115 Education Talent Search	306,724	306,724	306,724	3.96
311,946	3.57	268,554	3.21	296,588	2.70	21455125 Upward Bound	296,588	296,588	296,588	3.25
<b>906,647</b>	<b>10.27</b>	<b>875,180</b>	<b>10.58</b>	<b>944,714</b>	<b>10.63</b>	<b>Total: Student Service</b>	<b>927,367</b>	<b>927,367</b>	<b>927,367</b>	<b>10.13</b>

# Clatsop Community College Summary by Organization

## Expenditures

### 21 Grants/Financial Aid Fund

12-13 Actual	FTE	13-14 Actual	FTE	14-15 Adopted	FTE	Organization	15-16 Proposed	15-16 Approved	15-16 Adopted	FTE
64,549	1.00	66,451	1.00	68,272	1.00	21516265 Grant Support	73,978	73,978	73,978	1.00
<b>64,549</b>	<b>1.00</b>	<b>66,451</b>	<b>1.00</b>	<b>68,272</b>	<b>1.00</b>	<b>Total: Institutional Support</b>	<b>73,978</b>	<b>73,978</b>	<b>73,978</b>	<b>1.00</b>
88,443	4.29	85,580	2.70	102,454		21768822 FWS Federal Share	102,454	102,454	102,454	
				2,050		21768825 FWS College Share	2,050	2,050	2,050	
119,103		96,216		96,216		21768828 SEOG Fed Share	96,216	96,216	96,216	
2,651,158		2,456,120		1,733,000		21768834 Pell Grant	1,733,000	1,733,000	1,733,000	
2,545,765		2,120,466		1,256,001		21768837 Direct Loan	1,256,001	1,256,001	1,256,001	
120,446	0.03	156,729	0.04	123,158		21768850 CCCF Scholarships	123,158	123,158	123,158	
306,150		308,705		215,000		21768860 Need Based-State	215,000	215,000	215,000	
<b>5,831,065</b>	<b>4.33</b>	<b>5,223,816</b>	<b>2.74</b>	<b>3,527,879</b>		<b>Total: Scholarships &amp; Fellowships</b>	<b>3,527,879</b>	<b>3,527,879</b>	<b>3,527,879</b>	
		96,492				21874033 Virtual Welding Project	47,431	47,431	47,431	
		<b>96,492</b>				<b>Total: Capital Improvements</b>	<b>47,431</b>	<b>47,431</b>	<b>47,431</b>	
				250,000		21966600 College-wide Projects	250,000	250,000	250,000	
		-14				21999999 Adjustment to balance w/Audit				
		<b>-14</b>		<b>250,000</b>		<b>Total: Reserves</b>	<b>250,000</b>	<b>250,000</b>	<b>250,000</b>	
<b>7,512,197</b>	<b>23.48</b>	<b>6,904,064</b>	<b>21.45</b>	<b>5,684,779</b>	<b>19.18</b>	<b>Total: Expenditure Grants/Financial Aid Fund</b>	<b>5,377,628</b>	<b>5,377,628</b>	<b>5,377,628</b>	<b>16.81</b>

# Clatsop Community College

## *Detail Budget Report*

21111153 NPF Middle Valley History						<i>Manager</i> NOT IN USE	<i>Director</i> NOT IN USE			
12-13 Actual	FTE	13-14 Actual	FTE	14-15 Adopted	FTE	Object	15-16 Proposed	15-16 Approved	15-16 Adopted	FTE
389	0.01					1227 Classified (Temp)				
5						1621 Unemployment Insurance				
2						1622 Workers Comp				
24						1641 Social Security				
6						1642 Medicare				
		588				2221 In-State Travel				
		2,000				3012 Consultants				
		611				4411 Food For Public Events				
626		40				4421 Instructional Supplies				
53						6971 Indirect Costs				
-1,104		-3,239				8476 Local Grants/Contracts				
<b>1</b>	<b>0.01</b>	<b>0</b>				<b>Total: NPF Middle Valley History</b>				

# Clatsop Community College

## *Detail Budget Report*

21111242 Sustainable Energy Grant		<i>Manager</i> NOT IN USE				<i>Director</i> NOT IN USE				
12-13 Actual	FTE	13-14 Actual	FTE	14-15 Adopted	FTE	Object	15-16 Proposed	15-16 Approved	15-16 Adopted	FTE
3,761	0.16					1117 Classified (FT)				
5,023	0.09					1212 Faculty (PT)				
1,450	0.04					1227 Classified (Temp)				
9						1612 Life Insurance				
11						1613 Long Term Disability				
1,307						1614 Medical Insurance				
128						1621 Unemployment Insurance				
50						1622 Workers Comp				
1,519						1631 Oregon Pers				
617						1641 Social Security				
144						1642 Medicare				
1,295						2221 In-State Travel				
19						4422 Operating Supplies				
613						6971 Indirect Costs				
-15,947						8376 Federal Grants/ Contracts				
	<b>-1 0.28</b>					<b>Total: Sustainable Energy Grant</b>				

# Clatsop Community College

## *Detail Budget Report*

21111312 Program Improvement Project						<i>Manager</i> Dir Institution Research Assess &	<i>Director</i> Dir Institution Research Assess			
12-13 Actual	FTE	13-14 Actual	FTE	14-15 Adopted	FTE	Object	15-16 Proposed	15-16 Approved	15-16 Adopted	FTE
				2,253	0.07	1227 Classified (Temp)				
				195		1600 *****Fringe Benefits				
1,667		1,496		2,267		2221 In-State Travel	2,400	2,400	2,400	
175				200		2317 Registration				
95				39		4412 Food For Staff Events				
				46		4422 Operating Supplies	500	500	500	
-1,937		-1,496		-5,000		8376 Federal Grants/ Contracts	-2,900	-2,900	-2,900	
<i>0</i>		<i>0</i>		<i>0</i>	<i>0.07</i>	<b>Total: Program Improvement Project</b>	<i>0</i>	<i>0</i>	<i>0</i>	

# Clatsop Community College

## Detail Budget Report

21111313 Outreach Tutoring						<i>Manager</i> Dir Institution Research Assess &	<i>Director</i> Dir Institution Research Assess				
12-13 Actual	FTE	13-14 Actual	FTE	14-15 Adopted	FTE	Object	15-16 Proposed	15-16 Approved	15-16 Adopted	FTE	
18,851	0.40	22,286	0.52	22,545	0.44	1114 Service And Supervisory (FT)	22,771	22,771	22,771	0.44	
36		42		45		1612 Life Insurance	45	45	45		
54		65		61		1613 Long Term Disability	73	73	73		
4,977		5,337		5,939		1614 Medical Insurance	6,236	6,236	6,236		
236		105		113		1621 Unemployment Insurance	114	114	114		
92		109		115		1622 Workers Comp	116	116	116		
3,186		4,056		4,103		1631 Oregon Pers	4,099	4,099	4,099		
1,169		1,382		1,398		1641 Social Security	1,412	1,412	1,412		
273		323		327		1642 Medicare	330	330	330		
594		567		600		2221 In-State Travel	600	600	600		
480		421		337		4412 Food For Staff Events	615	615	615		
565		95		400		4421 Instructional Supplies	150	150	150		
						4422 Operating Supplies	150	150	150		
1,526		1,739		1,529		6971 Indirect Costs	1,836	1,836	1,836		
-32,039		-36,526		-37,512		8376 Federal Grants/ Contracts	-38,547	-38,547	-38,547		
<b>0</b>	<b>0.40</b>	<b>1</b>	<b>0.52</b>	<b>0</b>	<b>0.44</b>	<b>Total: Outreach Tutoring</b>	<b>0</b>	<b>0</b>	<b>0</b>	<b>0.44</b>	



# Clatsop Community College

## Detail Budget Report

**21111314 ABE - Comprehensive Grant**     
 **Manager** Dir Institution Research Assess &     
 **Director** Dir Institution Research Assess

12-13		13-14		14-15		Object	15-16		15-16		15-16	
Actual	FTE	Actual	FTE	Adopted	FTE		Proposed	Approved	Adopted	FTE		
19,058	0.40	18,232	0.43	18,446	0.36	1114 Service And Supervisory (FT)	18,630	18,630	18,630	0.36		
12,042	0.16	6,474	0.08	5,200	0.17	1212 Faculty (PT)	14,107	14,107	14,107	0.17		
862	0.04			1,200	0.04	1227 Classified (Temp)						
				555		1600 *****Fringe Benefits	1,223	1,223	1,223			
35		34		37		1612 Life Insurance	37	37	37			
53		53		50		1613 Long Term Disability	60	60	60			
4,821		4,366		4,859		1614 Medical Insurance	5,102	5,102	5,102			
400		147		92		1621 Unemployment Insurance	93	93	93			
151		114		94		1622 Workers Comp	95	95	95			
4,534		3,622		3,357		1631 Oregon Pers	3,353	3,353	3,353			
1,980		1,470		1,144		1641 Social Security	1,155	1,155	1,155			
463		344		267		1642 Medicare	270	270	270			
343				100		2221 In-State Travel						
97				100		4412 Food For Staff Events						
3,807		1,496		4,958		4421 Instructional Supplies	5,000	5,000	5,000			
131		369		150		4422 Operating Supplies	115	115	115			
2,439		1,836		2,099		6971 Indirect Costs	2,462	2,462	2,462			
-51,215		-38,556		-42,708		8376 Federal Grants/ Contracts	-51,702	-51,702	-51,702			
<b>1</b>	<b>0.61</b>	<b>1</b>	<b>0.51</b>	<b>0</b>	<b>0.57</b>	<b>Total: ABE - Comprehensive Grant</b>	<b>0</b>	<b>0</b>	<b>0</b>	<b>0.53</b>		

# Clatsop Community College

## *Detail Budget Report*

21111317 Literacy Donations						<i>Manager</i> Dir Institution Research Assess &	<i>Director</i> Dir Institution Research Assess				
12-13 Actual	FTE	13-14 Actual	FTE	14-15 Adopted	FTE	<i>Object</i>	15-16 Proposed	15-16 Approved	15-16 Adopted	FTE	
		430		1,000		4421 Instructional Supplies	1,000	1,000	1,000		
				-1,000		8511 Gifts	-1,000	-1,000	-1,000		
		-430				8899 Beginning Cash Balance					
		<i>0</i>		<i>0</i>		<b>Total: Literacy Donations</b>	<i>0</i>	<i>0</i>	<i>0</i>		

# Clatsop Community College

## *Detail Budget Report*

21111319 ABE Accountability *Manager*  
Dir Institution Research Assess & *Director*  
Dir Institution Research Assess

12-13		13-14		14-15				15-16	15-16	15-16	
Actual	FTE	Actual	FTE	Adopted	FTE	Object		Proposed	Approved	Adopted	FTE
12,394	0.35	12,817	0.42	12,394	0.32	1217	Classified (PT)	13,682	13,682	13,682	0.34
155		59		62		1621	Unemployment Insurance	68	68	68	
65		68		63		1622	Workers Comp	70	70	70	
2,095		2,323		2,256		1631	Oregon Pers	2,463	2,463	2,463	
768		795		768		1641	Social Security	848	848	848	
180		186		180		1642	Medicare	198	198	198	
						3452	Equipment Repairs	1,056	1,056	1,056	
900		987		141		4422	Operating Supplies	44	44	44	
-16,557		-17,235		-15,864		8376	Federal Grants/ Contracts	-18,429	-18,429	-18,429	
<b>0</b>	<b>0.35</b>	<b>0</b>	<b>0.42</b>	<b>0</b>	<b>0.32</b>	<b>Total: ABE Accountability</b>		<b>0</b>	<b>0</b>	<b>0</b>	<b>0.34</b>

# Clatsop Community College

## *Detail Budget Report*

21111320 ABE Learning Standards						<i>Manager</i> Dir Institution Research Assess &	<i>Director</i> Dir Institution Research Assess					
12-13		13-14		14-15		Object	15-16		15-16		15-16	
Actual	FTE	Actual	FTE	Adopted	FTE		Proposed	Approved	Adopted	FTE		
212	0.00					1212 Faculty (PT)						
				1,527	0.05	1222 Faculty (Extra Duty)	1,527	1,527	1,527	0.02		
				133		1600 *****Fringe Benefits	133	133	133			
3						1621 Unemployment Insurance						
1						1622 Workers Comp						
36						1631 Oregon Pers						
13						1641 Social Security						
3						1642 Medicare						
1,547				1,675		2221 In-State Travel	1,675	1,675	1,675			
91						6971 Indirect Costs						
-1,906						8276 State Grants/Contracts						
				-3,335		8376 Federal Grants/ Contracts	-3,335	-3,335	-3,335			
<b>0 0.00</b>				<b>0 0.05</b>		<b>Total: ABE Learning Standards</b>	<b>0</b>	<b>0</b>	<b>0</b>	<b>0.02</b>		

# Clatsop Community College

## *Detail Budget Report*

21211273 CCHEA Project						<b>Manager</b> NOT IN USE	<b>Director</b> NOT IN USE			
12-13 Actual	FTE	13-14 Actual	FTE	14-15 Adopted	FTE	Object	15-16 Proposed	15-16 Approved	15-16 Adopted	FTE
20,000						3012 Consultants				
-20,000						8276 State Grants/Contracts				
<b>0</b>						<b>Total: CCHEA Project</b>				

# Clatsop Community College

## *Detail Budget Report*

21214504 WIA Career Pathways Incentive						<i>Manager</i> NOT IN USE	<i>Director</i> NOT IN USE		
12-13		13-14		14-15		Object	15-16	15-16	15-16
Actual	FTE	Actual	FTE	Adopted	FTE		Proposed	Approved	Adopted
8,540	0.08					1112 Faculty (FT)			
5,211	0.11	1,139	0.02			1114 Service And Supervisory (FT)			
1,794	0.05					1117 Classified (FT)			
		69	0.00			1227 Classified (Temp)			
19		2				1612 Life Insurance			
40		3				1613 Long Term Disability			
2,694		216				1614 Medical Insurance			
177		8				1621 Unemployment Insurance			
69		6				1622 Workers Comp			
2,490		220				1631 Oregon Pers			
821		74				1641 Social Security			
192		17				1642 Medicare			
1,146		893				2221 In-State Travel			
		171				3022 Non-Employee Wages			
		13				3023 Non-Employee Benefits			
50						3393 Other Communication Svcs			
42		378				4411 Food For Public Events			
3,164						4421 Instructional Supplies			
802		3,444				4422 Operating Supplies			
1,363		333				6971 Indirect Costs			
-28,614		-6,985				8376 Federal Grants/ Contracts			
<b>0</b>	<b>0.25</b>	<b>1</b>	<b>0.02</b>			<b>Total: WIA Career Pathways Incentive</b>			

# Clatsop Community College

## *Detail Budget Report*

21214507 Workforce Alliance - HS						<b>Manager</b> Dir Coop Ed & Career Counselin	<b>Director</b> Dean Students/Enrollment Mgmt			
12-13 Actual	FTE	13-14 Actual	FTE	14-15 Adopted	FTE	Object	15-16 Proposed	15-16 Approved	15-16 Adopted	FTE
						6969 Ending Cash - Unrestricted	7,316	7,316	7,316	
						8899 Beginning Cash Balance	-7,316	-7,316	-7,316	
<b>Total: Workforce Alliance - HS</b>							<b>0</b>	<b>0</b>	<b>0</b>	

# Clatsop Community College

## *Detail Budget Report*

21214514 Workforce Westport Project						<b>Manager</b> NOT IN USE	<b>Director</b> NOT IN USE			
12-13 Actual	FTE	13-14 Actual	FTE	14-15 Adopted	FTE	Object	15-16 Proposed	15-16 Approved	15-16 Adopted	FTE
1,025	0.02					1114 Service And Supervisory (FT)				
10						1621 Unemployment Insurance				
5						1622 Workers Comp				
105						1631 Oregon Pers				
64						1641 Social Security				
15						1642 Medicare				
-1,224						8899 Beginning Cash Balance				
<b>0</b>	<b>0.02</b>					<b>Total: Workforce Westport Project</b>				



# Clatsop Community College

## *Detail Budget Report*

21214523 Communtiy Health Worker Ed      **Manager** VP Academic & Student Affairs      **Director** VP Academic & Student Affairs

12-13		13-14		14-15		Object	15-16		15-16	
Actual	FTE	Actual	FTE	Adopted	FTE		Proposed	Approved	Adopted	FTE
						1117 Classified (FT)	336	336	336	0.01
						1227 Classified (Temp)	1,036	1,036	1,036	0.03
						1600 *****Fringe Benefits	179	179	179	
						2221 In-State Travel	1	1	1	
						3021 Honoraria, Speakers	882	882	882	
						4411 Food For Public Events	400	400	400	
						8276 State Grants/Contracts	-2,834	-2,834	-2,834	
<b>Total: Communtiy Health Worker Ed</b>							<b>0</b>	<b>0</b>	<b>0</b>	<b>0.04</b>

# Clatsop Community College

## *Detail Budget Report*

21214536 OR Dev Ed Workshop						<b>Manager</b> Dir Institution Research Assess &	<b>Director</b> Dir Institution Research Assess			
12-13 Actual	FTE	13-14 Actual	FTE	14-15 Adopted	FTE	Object	15-16 Proposed	15-16 Approved	15-16 Adopted	FTE
		2,703				2221 In-State Travel	1	1	1	
		-2,703				8276 State Grants/Contracts	-1	-1	-1	
		<b>0</b>				<b>Total: OR Dev Ed Workshop</b>	<b>0</b>	<b>0</b>	<b>0</b>	

# Clatsop Community College

## Detail Budget Report

21214540 Perkins (& 4546)						<i>Manager</i> Coord Perkins/Pathways	<i>Director</i> VP Academic & Student Affairs				
12-13 Actual	FTE	13-14 Actual	FTE	14-15 Adopted	FTE	Object	15-16 Proposed	15-16 Approved	15-16 Adopted	FTE	
36,951	0.78	27,936	0.58	34,843	0.68	1114 Service And Supervisory (FT)	35,191	35,191	35,191	0.68	
3,047	0.11	2,730	0.08	2,786	0.08	1117 Classified (FT)	2,849	2,849	2,849	0.08	
7,671	0.48	3,934	0.13	2,631	0.10	1227 Classified (Temp)	7,665	7,665	7,665	0.25	
				227		1600 *****Fringe Benefits	1,000	1,000	1,000		
63		54		64		1612 Life Insurance	64	64	64		
113		96		102		1613 Long Term Disability	122	122	122		
8,701		6,944		8,423		1614 Medical Insurance	8,844	8,844	8,844		
596		161		188		1621 Unemployment Insurance	190	190	190		
242		177		192		1622 Workers Comp	194	194	194		
7,911		6,172		6,848		1631 Oregon Pers	6,847	6,847	6,847		
2,675		1,979		2,333		1641 Social Security	2,359	2,359	2,359		
626		463		545		1642 Medicare	551	551	551		
4,819		3,560		6,016		2221 In-State Travel	9,210	9,210	9,210		
4,683		1,531		2,000		2231 Out-Of-State Travel	2,320	2,320	2,320		
8,248		8,148		11,608		3022 Non-Employee Wages	15,559	15,559	15,559		
851		1,009		675		3023 Non-Employee Benefits	1,344	1,344	1,344		
6,120		2,207		3,207		4421 Instructional Supplies	10,665	10,665	10,665		
2,361		3,939		3,945		4431 Pc Software	2,700	2,700	2,700		
		4,299		4,300		5571 Non-Capitalized Equip	2,000	2,000	2,000		
4,776		3,767		5,545		6971 Indirect Costs	5,484	5,484	5,484		
-100,454		-79,104		-96,478		8376 Federal Grants/ Contracts	-115,158	-115,158	-115,158		
<b>0</b>	<b>1.37</b>	<b>2</b>	<b>0.79</b>	<b>0</b>	<b>0.86</b>	<b>Total: Perkins (&amp; 4546)</b>	<b>0</b>	<b>0</b>	<b>0</b>	<b>1.01</b>	

# Clatsop Community College

## Detail Budget Report

21214542 Perkins Reserve (& 4547)						<i>Manager</i> Coord Perkins/Pathways	<i>Director</i> VP Academic & Student Affairs				
12-13 Actual	FTE	13-14 Actual	FTE	14-15 Adopted	FTE	Object	15-16 Proposed	15-16 Approved	15-16 Adopted	FTE	
		9,333	0.20	5,124	0.10	1114 Service And Supervisory (FT)	5,175	5,175	5,175	0.10	
640	0.01	1,920	0.02	960	0.03	1222 Faculty (Extra Duty)					
2,831	0.07	3,760	0.12	4,176	0.14	1227 Classified (Temp)	2,575	2,575	2,575	0.08	
				444		1600 *****Fringe Benefits	223	223	223		
		13		8		1612 Life Insurance	8	8	8		
		30		14		1613 Long Term Disability	17	17	17		
		2,022		1,080		1614 Medical Insurance	1,134	1,134	1,134		
43		70		26		1621 Unemployment Insurance	26	26	26		
18		77		26		1622 Workers Comp	26	26	26		
248		2,449		933		1631 Oregon Pers	932	932	932		
214		883		318		1641 Social Security	321	321	321		
50		206		74		1642 Medicare	75	75	75		
3,788		5,527		7,436		2221 In-State Travel	11,052	11,052	11,052		
		5,275		2,000		2231 Out-Of-State Travel	3,400	3,400	3,400		
647		2,234		3,400		3022 Non-Employee Wages	6,000	6,000	6,000		
116		530		960		3023 Non-Employee Benefits	1,100	1,100	1,100		
438		1,717		1,801		6971 Indirect Costs	1,632	1,632	1,632		
-9,033		-36,049		-28,780		8376 Federal Grants/ Contracts	-33,696	-33,696	-33,696		
<b>0</b>	<b>0.08</b>	<b>-3</b>	<b>0.35</b>	<b>0</b>	<b>0.27</b>	<b>Total: Perkins Reserve (&amp; 4547)</b>	<b>0</b>	<b>0</b>	<b>0</b>	<b>0.18</b>	

# Clatsop Community College

## Detail Budget Report

21214800 Oregon CASE Consortium						<i>Manager</i> NOT IN USE	<i>Director</i> NOT IN USE			
12-13 Actual	FTE	13-14 Actual	FTE	14-15 Adopted	FTE	Object	15-16 Proposed	15-16 Approved	15-16 Adopted	FTE
32,232	0.50	25,541	0.45			1114 Service And Supervisory (FT)				
		2,242	0.07			1217 Classified (PT)				
1,349	0.07	14,189	0.46	38,000	1.23	1227 Classified (Temp)				
				3,291		1600 *****Fringe Benefits				
35		38				1612 Life Insurance				
91		75				1613 Long Term Disability				
4,899		4,844				1614 Medical Insurance				
420		243				1621 Unemployment Insurance				
164		221				1622 Workers Comp				
5,447		4,649				1631 Oregon Pers				
2,067		2,588				1641 Social Security				
483		605				1642 Medicare				
2,480		337		14,975		2221 In-State Travel				
		200				3012 Consultants				
				3,000		3041 Computer Services				
280		587		500		3061 Dues And Memberships				
1,463		1,289		1,560		3521 Taxes, Licenses, Permits				
678		261		1,000		4411 Food For Public Events				
13,951		20,060		18,671		4421 Instructional Supplies				
1,491		425		20,915		4422 Operating Supplies				
98		2,106				4431 Pc Software				
8,430		4,563		39,299		5571 Non-Capitalized Equip				
7,756		734				5575 Non-Cap Computer Equipment				
6,705		6,864		68,365		6971 Indirect Costs				
-90,519		-92,662		-209,576		8376 Federal Grants/ Contracts				
<b>0</b>	<b>0.57</b>	<b>-1</b>	<b>0.98</b>	<b>0</b>	<b>1.23</b>	<b>Total: Oregon CASE Consortium</b>				

# Clatsop Community College

## *Detail Budget Report*

21214810 Oregon CASE						<i>Manager</i> NOT IN USE		<i>Director</i> NOT IN USE		
12-13 Actual	FTE	13-14 Actual	FTE	14-15 Adopted	FTE	Object	15-16 Proposed	15-16 Approved	15-16 Adopted	FTE
84,348	2.00	73,323	1.00	22,437	1.13	1114 Service And Supervisory (FT)				
142		118		164		1612 Life Insurance				
238		204		61		1613 Long Term Disability				
19,596		15,172		21,596		1614 Medical Insurance				
1,054		368		112		1621 Unemployment Insurance				
428		376		114		1622 Workers Comp				
12,473		12,649		4,084		1631 Oregon Pers				
5,173		4,551		1,391		1641 Social Security				
1,210		1,064		325		1642 Medicare				
2,585		1,956		4,000		2221 In-State Travel				
1,824		1,713				4422 Operating Supplies				
10,326		8,745		91,486		6971 Indirect Costs				
-139,397		-120,238		-145,770		8376 Federal Grants/ Contracts				
<b>0</b>	<b>2.00</b>	<b>1</b>	<b>1.00</b>	<b>0</b>	<b>1.13</b>	<b>Total: Oregon CASE</b>				

# Clatsop Community College

## *Detail Budget Report*

21214820 Oregon CASE Consortium Career Path NOT IN USE

*Director*  
NOT IN USE

12-13		13-14		14-15		Object	15-16		15-16	
Actual	FTE	Actual	FTE	Adopted	FTE		Proposed	Approved	Adopted	FTE
5,211	0.11					1114 Service And Supervisory (FT)				
		480	0.02			1227 Classified (Temp)				
8						1612 Life Insurance				
15						1613 Long Term Disability				
1,078						1614 Medical Insurance				
65		2				1621 Unemployment Insurance				
26		3				1622 Workers Comp				
881						1631 Oregon Pers				
285		30				1641 Social Security				
67		7				1642 Medicare				
92				2,000		2221 In-State Travel				
12		41				4422 Operating Supplies				
619		45		70,885		6971 Indirect Costs				
-8,359		-607		-72,885		8376 Federal Grants/ Contracts				
<b>0</b>	<b>0.11</b>	<b>1</b>	<b>0.02</b>	<b>0</b>		<b>Total: Oregon CASE Consortium Career Pathways</b>				

# Clatsop Community College

## *Detail Budget Report*

21271210 Heritage Technical Assist Project						<b>Manager</b> NOT IN USE	<b>Director</b> NOT IN USE			
12-13 Actual	FTE	13-14 Actual	FTE	14-15 Adopted FTE		Object	15-16 Proposed	15-16 Approved	15-16 Adopted	FTE
		47				2221 In-State Travel				
		1,771				3012 Consultants				
		59				4411 Food For Public Events				
		193				4614 Student Tuition				
		380				6971 Indirect Costs				
		-2,450				8276 State Grants/Contracts				
		<b>0</b>				<b>Total: Heritage Technical Assist Project</b>				



# Clatsop Community College

## *Detail Budget Report*

21312124 Clatsop Cultural Coalition						<i>Manager</i> Grant Specialist	<i>Director</i> VP Finance & Operations			
12-13 Actual	FTE	13-14 Actual	FTE	14-15 Adopted	FTE	Object	15-16 Proposed	15-16 Approved	15-16 Adopted	FTE
64				60		3321 Postage				
						4401 Copying Or Duplicating	65	65	65	
70		168		200		4402 Printing				
		64		100		4422 Operating Supplies	140	140	140	
8,390		8,030		8,503		4474 Grants	8,922	8,922	8,922	
234		256		263		6971 Indirect Costs	273	273	273	
-8,531		-8,518		-8,755		8276 State Grants/Contracts	-9,000	-9,000	-9,000	
-227				-371		8899 Beginning Cash Balance	-400	-400	-400	
<b>0</b>		<b>0</b>		<b>0</b>		<b>Total: Clatsop Cultural Coalition</b>	<b>0</b>	<b>0</b>	<b>0</b>	

# Clatsop Community College

## Detail Budget Report

21321281 CEDR-Clatsop Economic Develop						<i>Manager</i> Dir SCC CEDR/SBDC	<i>Director</i> President				
12-13 Actual	FTE	13-14 Actual	FTE	14-15 Adopted	FTE	Object	15-16 Proposed	15-16 Approved	15-16 Adopted	FTE	
61,374	1.03	41,345	0.50	46,329	0.98	1114 Service And Supervisory (FT)	46,792	46,792	46,792	0.72	
		8,659	0.08	9,925	0.25	1117 Classified (FT)	10,855	10,855	10,855	0.25	
		501	0.02			1227 Classified (Temp)					
76		74		83		1612 Life Insurance	83	83	83		
171		148		152		1613 Long Term Disability	184	184	184		
10,328		9,493		10,960		1614 Medical Insurance	11,508	11,508	11,508		
779		206		282		1621 Unemployment Insurance	288	288	288		
297		251		287		1622 Workers Comp	294	294	294		
10,332		9,095		10,238		1631 Oregon Pers	10,376	10,376	10,376		
3,557		3,105		3,487		1641 Social Security	3,574	3,574	3,574		
832		726		815		1642 Medicare	835	835	835		
1,500		3,000		3,500		2221 In-State Travel	3,500	3,500	3,500		
				1,500		2231 Out-Of-State Travel	1,500	1,500	1,500		
12,000		9,000		12,000		3054 Space Rent Or Lease	9,000	9,000	9,000		
				1,000		3392 Newspaper Services	1,000	1,000	1,000		
14		111		1,000		4422 Operating Supplies	3,324	3,324	3,324		
				300		4461 Subscriptions/Periodicals	300	300	300		
-101,261		-85,713		-101,858		8476 Local Grants/Contracts	-103,413	-103,413	-103,413		
<b>-1</b>	<b>1.03</b>	<b>1</b>	<b>0.60</b>	<b>0</b>	<b>1.23</b>	<b>Total: CEDR-Clatsop Economic Develop</b>	<b>0</b>	<b>0</b>	<b>0</b>	<b>0.97</b>	

# Clatsop Community College

## Detail Budget Report

21321282 SBDC-Federal						<i>Manager</i> Dir SCC CEDR/SBDC		<i>Director</i> President			
12-13 Actual	FTE	13-14 Actual	FTE	14-15 Adopted	FTE	Object	15-16 Proposed	15-16 Approved	15-16 Adopted	FTE	
21,029	0.36	21,298	0.74	21,741	0.37	1114 Service And Supervisory (FT)	21,958	21,958	21,958	0.34	
27		30		30		1612 Life Insurance	30	30	30		
59		65		59		1613 Long Term Disability	70	70	70		
3,857		3,920		3,876		1614 Medical Insurance	4,070	4,070	4,070		
263		272		109		1621 Unemployment Insurance	110	110	110		
101		105		110		1622 Workers Comp	112	112	112		
3,517		3,876		3,957		1631 Oregon Pers	3,953	3,953	3,953		
1,200		1,283		1,348		1641 Social Security	1,361	1,361	1,361		
281		300		315		1642 Medicare	319	319	319		
816						2221 In-State Travel					
-31,150		-31,150		-31,545		8376 Federal Grants/ Contracts	-31,983	-31,983	-31,983		
<b>0</b>	<b>0.36</b>	<b>-1</b>	<b>0.74</b>	<b>0</b>	<b>0.37</b>	<b>Total: SBDC-Federal</b>	<b>0</b>	<b>0</b>	<b>0</b>	<b>0.34</b>	

# Clatsop Community College

## Detail Budget Report

21321284 SBDC-State Lottery						<i>Manager</i> Dir SCC CEDR/SBDC	<i>Director</i> President				
12-13 Actual	FTE	13-14 Actual	FTE	14-15 Adopted	FTE	Object	15-16 Proposed	15-16 Approved	15-16 Adopted	FTE	
20,811	0.37	29,045	0.47	29,154	0.44	1114 Service And Supervisory (FT)	29,446	29,446	29,446	0.46	
28		41		40		1612 Life Insurance	40	40	40		
59		92		78		1613 Long Term Disability	95	95	95		
3,920		5,142		5,198		1614 Medical Insurance	5,458	5,458	5,458		
265		-18		146		1621 Unemployment Insurance	147	147	147		
102		142		149		1622 Workers Comp	151	151	151		
3,517		5,286		5,306		1631 Oregon Pers	5,301	5,301	5,301		
1,324		1,771		1,807		1641 Social Security	1,826	1,826	1,826		
310		414		422		1642 Medicare	427	427	427		
483						2221 In-State Travel					
-30,818		-41,915		-42,300		8276 State Grants/Contracts	-42,891	-42,891	-42,891		
<b>1</b>	<b>0.37</b>	<b>0</b>	<b>0.47</b>	<b>0</b>	<b>0.44</b>	<b>Total: SBDC-State Lottery</b>	<b>0</b>	<b>0</b>	<b>0</b>	<b>0.46</b>	

# Clatsop Community College

## *Detail Budget Report*

21321285 State Broad Band Develop						<i>Manager</i> NOT IN USE	<i>Director</i> NOT IN USE			
12-13 Actual	FTE	13-14 Actual	FTE	14-15 Adopted	FTE	Object	15-16 Proposed	15-16 Approved	15-16 Adopted	FTE
2,221	0.04	1,425	0.02			1114 Service And Supervisory (FT)				
3		2				1612 Life Insurance				
6		4				1613 Long Term Disability				
442		225				1614 Medical Insurance				
28		18				1621 Unemployment Insurance				
11		7				1622 Workers Comp				
377		259				1631 Oregon Pers				
121		89				1641 Social Security				
28		21				1642 Medicare				
869		3,000				3012 Consultants				
-4,106		-5,050				8276 State Grants/Contracts				
<b>0</b>	<b>0.04</b>	<b>0</b>	<b>0.02</b>			<b>Total: State Broad Band Develop</b>				

# Clatsop Community College

## Detail Budget Report

21321288 SBDC-Self Support Program						<i>Manager</i> Dir SCC CEDR/SBDC	<i>Director</i> President				
12-13 Actual	FTE	13-14 Actual	FTE	14-15 Adopted	FTE	Object	15-16 Proposed	15-16 Approved	15-16 Adopted	FTE	
1,980	0.03	1,644	0.02	2,500	0.08	1212 Faculty (PT)	5,000	5,000	5,000	0.06	
276	0.01	21,051	0.68	15,000	0.49	1227 Classified (Temp)	25,000	25,000	25,000	0.81	
				1,516		1600 *****Fringe Benefits	2,598	2,598	2,598		
28		111				1621 Unemployment Insurance					
11		115				1622 Workers Comp					
120						1631 Oregon Pers					
139		1,407				1641 Social Security					
33		329				1642 Medicare					
						2221 In-State Travel	1,500	1,500	1,500		
						2231 Out-Of-State Travel	2,000	2,000	2,000		
9,635		6,022		3,000		3012 Consultants	3,000	3,000	3,000		
900				900		4411 Food For Public Events	900	900	900		
33		195		3,700		4421 Instructional Supplies	3,700	3,700	3,700		
1,502		536		800		4422 Operating Supplies	1,000	1,000	1,000		
80				1		4614 Student Tuition	1	1	1		
				22,760		6961 Ending Cash Balance	22,760	22,760	22,760		
		-3,727		-3,500		7411 Transfer From General Fund	-18,000	-18,000	-18,000		
-12,255		-17,891		-22,401		8153 Fees - Self support	-25,000	-25,000	-25,000		
-1,000		-250				8476 Local Grants/Contracts					
-1,481		-9,543		-24,276		8899 Beginning Cash Balance	-24,459	-24,459	-24,459		
<b>1</b>	<b>0.04</b>	<b>-1</b>	<b>0.70</b>	<b>0</b>	<b>0.57</b>	<b>Total: SBDC-Self Support Program</b>	<b>0</b>	<b>0</b>	<b>0</b>	<b>0.87</b>	

# Clatsop Community College

## *Detail Budget Report*

21362122 Lecture Series						<i>Manager</i> Advisor Cook	<i>Director</i> VP Academic & Student Affairs			
12-13 Actual	FTE	13-14 Actual	FTE	14-15 Adopted	FTE	Object	15-16 Proposed	15-16 Approved	15-16 Adopted	FTE
800		100				3021 Honoraria, Speakers	918	918	918	
-800						8511 Gifts				
		-100				8899 Beginning Cash Balance	-918	-918	-918	
<i>0</i>		<i>0</i>		<i>Total: Lecture Series</i>			<i>0</i>	<i>0</i>	<i>0</i>	

# Clatsop Community College

## *Detail Budget Report*

21372128 Historic Site Documentation	<b>Manager</b> Dean Workforce Ed & Training	<b>Director</b> VP Academic & Student Affairs
--------------------------------------	--	--

12-13 Actual	FTE	13-14 Actual	FTE	14-15 Adopted	FTE	Object	15-16 Proposed	15-16 Approved	15-16 Adopted	FTE
						1227 Classified (Temp)	14,860	14,860	14,860	0.48
						1621 Unemployment Insurance	74	74	74	
						1622 Workers Comp	76	76	76	
						1641 Social Security	921	921	921	
						1642 Medicare	215	215	215	
						4619 F/A Awards To Students	2,000	2,000	2,000	
						6971 Indirect Costs	1,845	1,845	1,845	
						8376 Federal Grants/ Contracts	-19,991	-19,991	-19,991	
<b>Total: Historic Site Documentation</b>							<b>0</b>	<b>0</b>	<b>0</b>	<b>0.48</b>



# Clatsop Community College

## Detail Budget Report

21415215 PLUS Program						<i>Manager</i> Dir TRiO PLUS	<i>Director</i> Dir TRiO PLUS				
12-13 Actual	FTE	13-14 Actual	FTE	14-15 Adopted	FTE	Object	15-16 Proposed	15-16 Approved	15-16 Adopted	FTE	
110,819	1.93	122,913	2.48	126,750	2.34	1114 Service And Supervisory (FT)	139,250	139,250	139,250	2.12	
31,482	0.83	7,994	0.22			1117 Classified (FT)					
		1,006	0.01	1,026	0.03	1212 Faculty (PT)	1,026	1,026	1,026	0.01	
		6,231	0.20	12,474	0.45	1217 Classified (PT)	13,014	13,014	13,014	0.45	
8,457	0.39	12,071	0.39	8,750	0.28	1227 Classified (Temp)	8,750	8,750	8,750	0.28	
				1,927		1600 *****Fringe Benefits	1,927	1,927	1,927		
212		227		205		1612 Life Insurance	205	205	205		
378		424		342		1613 Long Term Disability	445	445	445		
29,269		29,089		26,995		1614 Medical Insurance	28,345	28,345	28,345		
1,883		718		696		1621 Unemployment Insurance	761	761	761		
753		760		710		1622 Workers Comp	776	776	776		
24,048		24,485		25,338		1631 Oregon Pers	27,407	27,407	27,407		
9,104		9,184		8,632		1641 Social Security	9,441	9,441	9,441		
2,129		2,148		2,020		1642 Medicare	2,208	2,208	2,208		
729		2,168		2,250		2221 In-State Travel	2,250	2,250	2,250		
3,081		2,944		1,250		2231 Out-Of-State Travel	1,250	1,250	1,250		
1,874						2241 Student Travel					
		1,497		1,800		2242 Student Transportation	1,800	1,800	1,800		
850		750		750		2317 Registration	750	750	750		
1,961		1,716		1,400		3061 Dues And Memberships	1,400	1,400	1,400		
1,649		708		1,800		4422 Operating Supplies	1,800	1,800	1,800		
		213		350		4461 Subscriptions/Periodicals	350	350	350		
1,003		1,200		706		4615 Student Supplies	706	706	706		
12						4616 Student Special Events					
25,000		25,000		25,000		4619 F/A Awards To Students	25,000	25,000	25,000		
18,375		18,275		50,739		6971 Indirect Costs	33,049	33,049	33,049		
-273,068		-271,717		-301,910		8376 Federal Grants/ Contracts	-301,910	-301,910	-301,910		
<b>0</b>	<b>3.14</b>	<b>4</b>	<b>3.31</b>	<b>0</b>	<b>3.10</b>	<b>Total: PLUS Program</b>	<b>0</b>	<b>0</b>	<b>0</b>	<b>2.86</b>	

# Clatsop Community College

## *Detail Budget Report*

21415420 Foundations of Excellence						<b>Manager</b> NOT IN USE	<b>Director</b> NOT IN USE			
12-13 Actual	FTE	13-14 Actual	FTE	14-15 Adopted	FTE	Object	15-16 Proposed	15-16 Approved	15-16 Adopted	FTE
7,379	0.17					1227 Classified (Temp)				
92						1621 Unemployment Insurance				
37						1622 Workers Comp				
927						1631 Oregon Pers				
458						1641 Social Security				
107						1642 Medicare				
-9,000						8276 State Grants/Contracts				
<b>0</b>	<b>0.17</b>					<b>Total: Foundations of Excellence</b>				

# Clatsop Community College

## *Detail Budget Report*

21415712 Lives in Transition						<i>Manager</i> Dir Lives in Transition	<i>Director</i> VP Academic & Student Affairs			
12-13 Actual	FTE	13-14 Actual	FTE	14-15 Adopted	FTE	Object	15-16 Proposed	15-16 Approved	15-16 Adopted	FTE
						2221 In-State Travel	1,070	1,070	1,070	
				150		3021 Honoraria, Speakers	150	150	150	
		300				3311 Telephone Charges	300	300	300	
88		554		300		4411 Food For Public Events	300	300	300	
113		179		1,500		4421 Instructional Supplies	500	500	500	
561		1,155		1,500		4422 Operating Supplies	1,200	1,200	1,200	
9,203		7,225		16,460		6961 Ending Cash Balance	485	485	485	
						8476 Local Grants/Contracts	-1,000	-1,000	-1,000	
-300		-210				8511 Gifts	-300	-300	-300	
-450						8821 Special Event Revenue				
-9,215		-9,203		-19,910		8899 Beginning Cash Balance	-2,705	-2,705	-2,705	
<b>0</b>		<b>0</b>		<b>0</b>		<b>Total: Lives in Transition</b>	<b>0</b>	<b>0</b>	<b>0</b>	

# Clatsop Community College

## Detail Budget Report

21415719 Lives in Transition Donation						<i>Manager</i> Dir Lives in Transition	<i>Director</i> VP Academic & Student Affairs				
12-13 Actual	FTE	13-14 Actual	FTE	14-15 Adopted	FTE	Object	15-16 Proposed	15-16 Approved	15-16 Adopted	FTE	
		73	0.00	1,500	0.06	1227 Classified (Temp)	2,000	2,000	2,000	0.06	
				131		1600 *****Fringe Benefits	173	173	173		
		5				1641 Social Security					
		1				1642 Medicare					
19		217		300		2221 In-State Travel	2,626	2,626	2,626		
				400		2231 Out-Of-State Travel	431	431	431		
1,660		1,320		3,500		2242 Student Transportation	3,000	3,000	3,000		
				200		2311 Travel	200	200	200		
				100		2315 Miscellaneous	100	100	100		
35				100		2317 Registration	324	324	324		
				75		3321 Postage	25	25	25		
67		148		2,500		4421 Instructional Supplies	2,000	2,000	2,000		
69		105		500		4422 Operating Supplies	500	500	500		
				500		4611 Student Testing Fees	500	500	500		
211				500		4613 Student Books	500	500	500		
1,235		2,309		800		4614 Student Tuition	1,000	1,000	1,000		
				100		4615 Student Supplies	100	100	100		
418		650		2,000		4617 Child Care	2,000	2,000	2,000		
140		1,763		500		6199 Other Student Aid	1,000	1,000	1,000		
12,619		12,619		5,876		6961 Ending Cash Balance	1,661	1,661	1,661		
-1,555		-6,591		-11,132		8476 Local Grants/Contracts	-11,000	-11,000	-11,000		
-2,300						8511 Gifts					
-12,619		-12,619		-8,450		8899 Beginning Cash Balance	-7,140	-7,140	-7,140		
<b>-1</b>		<b>0</b>	<b>0.00</b>	<b>0</b>	<b>0.06</b>	<b>Total: Lives in Transition Donation</b>	<b>0</b>	<b>0</b>	<b>0</b>	<b>0.06</b>	

# Clatsop Community College

## Detail Budget Report

21455115 Education Talent Search						<i>Manager</i> Dir TRiO ETS/UB	<i>Director</i> Dir TRiO ETS/UB				
12-13 Actual	FTE	13-14 Actual	FTE	14-15 Adopted	FTE	Object	15-16 Proposed	15-16 Approved	15-16 Adopted	FTE	
141,461	2.76	110,853	2.69	107,421	2.21	1114 Service And Supervisory (FT)	111,485	111,485	111,485	1.94	
22,774	0.46	31,104	0.00	14,335	0.25	1117 Classified (FT)	10,845	10,845	10,845	0.37	
3,792	0.16	4,131	0.13	4,287	0.16	1217 Classified (PT)	4,327	4,327	4,327	0.16	
413	0.02	38,203	1.24	82,555	2.15	1227 Classified (Temp)	46,000	46,000	46,000	1.49	
				7,149		1600 *****Fringe Benefits	4,359	4,359	4,359		
204		174		164		1612 Life Insurance	164	164	164		
380		352		249		1613 Long Term Disability	297	297	297		
28,134		22,273		21,596		1614 Medical Insurance	22,676	22,676	22,676		
2,129		884		631		1621 Unemployment Insurance	633	633	633		
837		926		643		1622 Workers Comp	646	646	646		
27,816		32,789		22,940		1631 Oregon Pers	22,797	22,797	22,797		
9,897		10,969		7,815		1641 Social Security	7,852	7,852	7,852		
2,314		2,566		1,827		1642 Medicare	1,836	1,836	1,836		
5,150		5,096		1,000		2221 In-State Travel	4,000	4,000	4,000		
993				100		2231 Out-Of-State Travel	5,000	5,000	5,000		
9,697		8,232		4,252		2241 Student Travel	13,000	13,000	13,000		
310		657		678		2242 Student Transportation	4,790	4,790	4,790		
50				100		2317 Registration	700	700	700		
584		669		1		3022 Non-Employee Wages	100	100	100		
249		299		249		3041 Computer Services	400	400	400		
974		917		992		3061 Dues And Memberships	1,200	1,200	1,200		
				196		3161 Property Insurance Premium	342	342	342		
163		186				3162 Casualty Insurance Premium					
1,845		1,605		1,440		3311 Telephone Charges	2,000	2,000	2,000		
23				25		3321 Postage	400	400	400		
383		577		500		3451 Vehicle, Boat Repairs	1,000	1,000	1,000		
		205		400		4402 Printing	505	505	505		
865		1,502		900		4421 Instructional Supplies	4,200	4,200	4,200		
1,255		2,255		1,000		4422 Operating Supplies	4,200	4,200	4,200		
214						4431 Pc Software	100	100	100		
42				50		4432 Pc Supplies	300	300	300		
536		406		224		4441 Fuel, Oil & Tires	400	400	400		
106		106		107		4461 Subscriptions/Periodicals	250	250	250		
312		113		300		4611 Student Testing Fees	700	700	700		
1,094		1,876		1,000		4615 Student Supplies	5,000	5,000	5,000		
		3,670		700		5571 Non-Capitalized Equip	1,500	1,500	1,500		
21,199		22,687		20,898		6971 Indirect Costs	22,720	22,720	22,720		
-286,191		-306,281		-306,724		8376 Federal Grants/ Contracts	-306,724	-306,724	-306,724		

# Clatsop Community College

## *Detail Budget Report*

21455115 Education Talent Search						<b>Manager</b> Dir TRiO ETS/UB	<b>Director</b> Dir TRiO ETS/UB			
12-13 Actual	FTE	13-14 Actual	FTE	14-15 Adopted	FTE	Object	15-16 Proposed	15-16 Approved	15-16 Adopted	FTE
4	3.39	1	4.06	0	4.77	<i>Total: Education Talent Search</i>	0	0	0	3.96

# Clatsop Community College

## Detail Budget Report

21455125 Upward Bound		<i>Manager</i> Dir TRiO ETS/UB		<i>Director</i> Dir TRiO ETS/UB							
12-13 Actual	FTE	13-14 Actual	FTE	14-15 Adopted	FTE	Object	15-16 Proposed	15-16 Approved	15-16 Adopted	FTE	
104,698	2.07	105,341	2.45	114,358	1.66	1114 Service And Supervisory (FT)	83,154	83,154	83,154	1.46	
26,273	0.52	22,418	0.00	14,335	0.25	1117 Classified (FT)	10,845	10,845	10,845	0.38	
4,602	0.19	4,187	0.14	4,287	0.16	1217 Classified (PT)	4,327	4,327	4,327	0.15	
17,111	0.79	19,170	0.62	19,495	0.63	1227 Classified (Temp)	38,938	38,938	38,938	1.26	
				1,688		1600 *****Fringe Benefits	3,748	3,748	3,748		
145		148		164		1612 Life Insurance	164	164	164		
290		299		261		1613 Long Term Disability	301	301	301		
20,034		18,871		21,596		1614 Medical Insurance	22,676	22,676	22,676		
1,922		703		665		1621 Unemployment Insurance	492	492	492		
857		770		678		1622 Workers Comp	501	501	501		
23,879		25,872		24,202		1631 Oregon Pers	17,698	17,698	17,698		
9,353		9,321		8,245		1641 Social Security	6,096	6,096	6,096		
2,187		2,180		1,928		1642 Medicare	1,425	1,425	1,425		
1,051		532		400		2221 In-State Travel	5,000	5,000	5,000		
993				1,000		2231 Out-Of-State Travel	5,000	5,000	5,000		
11,708		9,700		13,567		2241 Student Travel	13,000	13,000	13,000		
3,629		2,572		1,000		2242 Student Transportation	6,000	6,000	6,000		
100				200		2317 Registration	800	800	800		
105				1		3021 Honoraria, Speakers	200	200	200		
249		299		300		3041 Computer Services	640	640	640		
999		942		1,000		3061 Dues And Memberships	1,000	1,000	1,000		
				700		3161 Property Insurance Premium	342	342	342		
732		590				3162 Casualty Insurance Premium					
1,135		1,140		1,500		3311 Telephone Charges	2,051	2,051	2,051		
26				25		3321 Postage	100	100	100		
						3392 Newspaper Services	100	100	100		
383		577		500		3451 Vehicle, Boat Repairs	500	500	500		
130				150		4402 Printing	150	150	150		
6,310		4,082		6,000		4421 Instructional Supplies	5,000	5,000	5,000		
1,398		273		2,146		4422 Operating Supplies	3,000	3,000	3,000		
214		300				4431 Pc Software	1,000	1,000	1,000		
125				100		4432 Pc Supplies	500	500	500		
1,423		395		500		4441 Fuel, Oil & Tires	2,000	2,000	2,000		
106		106		107		4461 Subscriptions/Periodicals	289	289	289		
21,234		360		14,000		4610 Student Summer Meals	15,000	15,000	15,000		
408		350		600		4611 Student Testing Fees	600	600	600		
17,849		11,439		13,000		4612 Student Stipends	13,000	13,000	13,000		
5,206		3,704		6,000		4614 Student Tuition	6,000	6,000	6,000		

# Clatsop Community College

## *Detail Budget Report*

21455125 Upward Bound						<i>Manager</i> Dir TRiO ETS/UB	<i>Director</i> Dir TRiO ETS/UB				
12-13 Actual	FTE	13-14 Actual	FTE	14-15 Adopted	FTE	Object	15-16 Proposed	15-16 Approved	15-16 Adopted	FTE	
2,274		2,470		2,802		4615 Student Supplies	4,000	4,000	4,000		
2,981		667		1,000		5571 Non-Capitalized Equip	1,500	1,500	1,500		
19,827		18,776		18,088		6971 Indirect Costs	19,451	19,451	19,451		
-311,946		-268,551		-296,588		8376 Federal Grants/ Contracts	-296,588	-296,588	-296,588		
<b>0</b>	<b>3.57</b>	<b>3</b>	<b>3.21</b>	<b>0</b>	<b>2.70</b>	<b>Total: Upward Bound</b>	<b>0</b>	<b>0</b>	<b>0</b>	<b>3.25</b>	



# Clatsop Community College

## Detail Budget Report

21516265 Grant Support						<i>Manager</i> Grant Specialist	<i>Director</i> Dir Accounting Svcs				
12-13 Actual	FTE	13-14 Actual	FTE	14-15 Adopted	FTE	Object	15-16 Proposed	15-16 Approved	15-16 Adopted	FTE	
42,500	1.00	43,360	1.00	44,220	1.00	1117 Classified (FT)	48,340	48,340	48,340	1.00	
71		80		82		1612 Life Insurance	82	82	82		
120		136		119		1613 Long Term Disability	155	155	155		
9,798		10,286		10,798		1614 Medical Insurance	11,338	11,338	11,338		
531		189		221		1621 Unemployment Insurance	242	242	242		
216		224		226		1622 Workers Comp	247	247	247		
7,182		7,892		8,048		1631 Oregon Pers	8,701	8,701	8,701		
2,635		2,688		2,742		1641 Social Security	2,997	2,997	2,997		
616		629		641		1642 Medicare	701	701	701		
				100		2221 In-State Travel					
874		817		825		3061 Dues And Memberships	825	825	825		
						4402 Printing					
6		150		250		4422 Operating Supplies	350	350	350		
						8476 Local Grants/Contracts					
-64,550		-66,450		-68,272		8825 Overhead Recovery	-73,978	-73,978	-73,978		
<b>-1</b>	<b>1.00</b>	<b>1</b>	<b>1.00</b>	<b>0</b>	<b>1.00</b>	<b>Total: Grant Support</b>	<b>0</b>	<b>0</b>	<b>0</b>	<b>1.00</b>	

# Clatsop Community College

## *Detail Budget Report*

21768822 FWS Federal Share						<i>Manager</i> Dir Financial Aid	<i>Director</i> Dean Students/Enrollment Mgmt			
12-13 Actual	FTE	13-14 Actual	FTE	14-15 Adopted FTE		Object	15-16 Proposed	15-16 Approved	15-16 Adopted	FTE
50,615	2.53	52,758	1.71			1311 FWS - On Campus				
22,016	1.10	17,663	0.57			1312 FWS - On Campus/Community Srv				
11,477	0.55	9,325	0.30			1314 FWS - Off Campus/Community Srv				
1,894	0.08	2,348	0.08			1315 FWS - On Campus Tutors				
856	0.04	1,122	0.04			1316 FWS - Off Campus Tutors				
555		1,177				1622 Workers Comp				
835		962				1641 Social Security				
195		225				1642 Medicare				
					102,454	6161 Fws Awards	102,454	102,454	102,454	
-99,500		-83,214			-102,454	8376 Federal Grants/ Contracts	-102,454	-102,454	-102,454	
-10,245						8899 Beginning Cash Balance				
<b>-21,302</b>	<b>4.29</b>	<b>2,366</b>	<b>2.70</b>		<b>0</b>	<b>Total: FWS Federal Share</b>	<b>0</b>	<b>0</b>	<b>0</b>	

# Clatsop Community College

## *Detail Budget Report*

21768825 FWS College Share						<i>Manager</i> Dir Financial Aid	<i>Director</i> Dean Students/Enrollment Mgmt			
12-13 Actual	FTE	13-14 Actual	FTE	14-15 Adopted	FTE	Object	15-16 Proposed	15-16 Approved	15-16 Adopted	FTE
				2,050	1600	*****Fringe Benefits	2,050	2,050	2,050	
-1,585		-2,364		-2,050	7231	Transfer From General Fund	-2,050	-2,050	-2,050	
<b>-1,585</b>		<b>-2,364</b>		<b>0</b>		<b>Total: FWS College Share</b>	<b>0</b>	<b>0</b>	<b>0</b>	

# Clatsop Community College

## *Detail Budget Report*

21768828 SEOG Fed Share						<i>Manager</i> Dir Financial Aid	<i>Director</i> Dean Students/Enrollment Mgmt			
12-13		13-14		14-15		Object	15-16		15-16	
Actual	FTE	Actual	FTE	Adopted	FTE		Proposed	Approved	Adopted	FTE
119,103		96,216		96,216		4619 F/A Awards To Students	96,216	96,216	96,216	
-96,216		-96,216		-96,216		8376 Federal Grants/ Contracts	-96,216	-96,216	-96,216	
<b>22,887</b>		<b>0</b>		<b>0</b>		<b>Total: SEOG Fed Share</b>	<b>0</b>	<b>0</b>	<b>0</b>	

# Clatsop Community College

## *Detail Budget Report*

21768834 Pell Grant		<i>Manager</i> Dir Financial Aid				<i>Director</i> Dean Students/Enrollment Mgmt				
12-13 Actual	FTE	13-14 Actual	FTE	14-15 Adopted	FTE	Object	15-16 Proposed	15-16 Approved	15-16 Adopted	FTE
2,651,158		2,456,120		1,733,000		4619 F/A Awards To Students	1,733,000	1,733,000	1,733,000	
-2,651,158		-2,456,120		-1,733,000		8376 Federal Grants/ Contracts	-1,733,000	-1,733,000	-1,733,000	
<i>0</i>		<i>0</i>		<i>0</i>		<i>Total: Pell Grant</i>	<i>0</i>	<i>0</i>	<i>0</i>	

# Clatsop Community College

## *Detail Budget Report*

21768837 Direct Loan						<i>Manager</i> Dir Financial Aid	<i>Director</i> Dean Students/Enrollment Mgmt		
12-13		13-14		14-15		Object	15-16	15-16	15-16
Actual	FTE	Actual	FTE	Adopted	FTE		Proposed	Approved	Adopted
				1		4619 F/A Awards To Students	1	1	1
1,261,082		1,071,970		640,000		4620 Subsidized Loans	640,000	640,000	640,000
1,284,683		1,048,496		616,000		4622 Unsubsidized Loans	616,000	616,000	616,000
-2,545,765		-2,120,466		-1,256,001		8376 Federal Grants/ Contracts	-1,256,001	-1,256,001	-1,256,001
<b>0</b>		<b>0</b>		<b>0</b>		<b>Total: Direct Loan</b>	<b>0</b>	<b>0</b>	<b>0</b>

# Clatsop Community College

## Detail Budget Report

21768850 CCCF Scholarships						<i>Manager</i> Dir Accounting Srvc	<i>Director</i> VP Finance & Operations			
12-13 Actual	FTE	13-14 Actual	FTE	14-15 Adopted	FTE	Object	15-16 Proposed	15-16 Approved	15-16 Adopted	FTE
2,680	0.03					1112 Faculty (FT)				
		3,368	0.04			1222 Faculty (Extra Duty)				
3						1612 Life Insurance				
8						1613 Long Term Disability				
370						1614 Medical Insurance				
33		38				1621 Unemployment Insurance				
13		14				1622 Workers Comp				
453		554				1631 Oregon Pers				
155		186				1641 Social Security				
36		44				1642 Medicare				
634		591		800		2221 In-State Travel	800	800	800	
		1,254		411		2231 Out-Of-State Travel	411	411	411	
		7,500		1		3012 Consultants	1	1	1	
1,200		1,440		900		3021 Honoraria, Speakers	900	900	900	
				1		3054 Space Rent Or Lease	1	1	1	
				1		3321 Postage	1	1	1	
				1		4411 Food For Public Events	1	1	1	
4,429		5,262		6,933		4421 Instructional Supplies	6,933	6,933	6,933	
14		145		1		4422 Operating Supplies	1	1	1	
				1		4613 Student Books	1	1	1	
101,363		122,198		80,000		4619 F/A Awards To Students	80,000	80,000	80,000	
				16,015		5511 Instructional Equipment	16,015	16,015	16,015	
555		1,099		1		5561 Library Books	1	1	1	
		349		1,110		5562 Audiovisual Formats	1,110	1,110	1,110	
8,500		5,277		14,379		5571 Non-Capitalized Equip	14,379	14,379	14,379	
		7,410		2,603		5575 Non-Cap Computer Equipment	2,603	2,603	2,603	
-119,644		-156,728		-123,158		8511 Gifts	-123,158	-123,158	-123,158	
-801						8899 Beginning Cash Balance				
<b>1</b>	<b>0.03</b>	<b>1</b>	<b>0.04</b>	<b>0</b>		<b>Total: CCCF Scholarships</b>	<b>0</b>	<b>0</b>	<b>0</b>	

# Clatsop Community College

## *Detail Budget Report*

21768860 Need Based-State						<b>Manager</b> Dir Financial Aid	<b>Director</b> Dean Students/Enrollment Mgmt			
12-13 Actual	FTE	13-14 Actual	FTE	14-15 Adopted	FTE	Object	15-16 Proposed	15-16 Approved	15-16 Adopted	FTE
306,150		308,705		215,000		4619 F/A Awards To Students	215,000	215,000	215,000	
-306,150		-308,705		-215,000		8228 State Need Grant	-215,000	-215,000	-215,000	
<b>0</b>		<b>0</b>		<b>0</b>		<b>Total: Need Based-State</b>	<b>0</b>	<b>0</b>	<b>0</b>	



# Clatsop Community College

## *Detail Budget Report*

21874033 Virtual Welding Project						<i>Manager</i> Welding	<i>Director</i> Dean Workforce Ed & Training			
12-13		13-14		14-15		Object	15-16		15-16	
Actual	FTE	Actual	FTE	Adopted	FTE		Proposed	Approved	Adopted	FTE
		4,813				4421 Instructional Supplies	4,280	4,280	4,280	
		82,607				5511 Instructional Equipment	9,367	9,367	9,367	
		9,072				5522 Building Alterations	33,784	33,784	33,784	
		-96,492				8276 State Grants/Contracts	-47,431	-47,431	-47,431	
		<i>0</i>				<i>Total: Virtual Welding Project</i>	<i>0</i>	<i>0</i>	<i>0</i>	

# Clatsop Community College

## *Detail Budget Report*

21966600 College-wide Projects						<i>Manager</i> VP Finance & Operations	<i>Director</i> VP Finance & Operations					
12-13		13-14		14-15		<i>Object</i>	15-16		15-16		15-16	
Actual	FTE	Actual	FTE	Adopted	FTE		Proposed	Approved	Adopted	FTE		
				250,000		6951 Other Miscellaneous	250,000	250,000	250,000			
				-250,000		8815 Miscellaneous Revenue	-250,000	-250,000	-250,000			
				<i>0</i>	<i>Total: College-wide Projects</i>		<i>0</i>	<i>0</i>				

# Clatsop Community College

## *Detail Budget Report*

21999999 Adjustment to balance w/Audit						<i>Manager</i> VP Finance & Operations	<i>Director</i> VP Finance & Operations			
12-13 Actual	FTE	13-14 Actual	FTE	14-15 Adopted	FTE	Object	15-16 Proposed	15-16 Approved	15-16 Adopted	FTE
		-14				6968 Audit/Rounding Balance Adjustmen ‡				
		<b>-14</b>				<b>Total: Adjustment to balance w/Audit</b>				



# Plant Funds

**Unexpended Plant:** Pages

Summary by Object:

Revenues	ORS 294.361 .....	221
Expenditures	ORS 294.393.....	222
Transfers .....		223

Summary by Function:	ORS 294.393 .....	224
Includes Revenues, Expenditures, & Transfers		

Summary by Organization Code	ORS 294.393 .....	225
(Expenditures sorted by organization code within function)		

Detail by organization codes	ORS 294.393 .....	227 - 232
(sorted by organization code within function)		

**Plant Fund Debt Service:**

Summary by Object:

Revenues	ORS 294.361 .....	233
Expenditures	ORS 294.393.....	234
Transfers .....		235

Summary by Function:	ORS 294.393 .....	236
Includes Revenues, Expenditures, & Transfers		

Summary by Organization Code:	ORS 294.393 .....	237
(Expenditures sorted by organization code within function)		

Detail by organization codes	ORS 294.393 .....	239 - 243
(sorted by organization code within function)		



# Clatsop Community College

## *Summary by Object Code*

### Revenues

#### 41 Unexpended Plant Fund

12-13		13-14		14-15		Object	15-16		15-16	
Actual	FTE	Actual	FTE	Adopted	FTE		Proposed	Approved	Adopted	FTE
						8276 State Grants/Contracts				-7,990,000
-699,624		-629,153		-630,000		8421 Timber Sales	-576,935	-576,935		-576,935
						8730 Loan Proceeds-NMTC				
-20,600						8815 Miscellaneous Revenue				
						8876 Debt Forgiveness	-2,867,452	-2,867,452		-2,867,452
-5,790		-5,363		-5,000		8881 Interest Income				
				-925,000		8891 Beginning Cash - ASH				
-2,073,134		-1,979,003		-131,301		8899 Beginning Cash Balance	-14,009,258	-14,009,258		-6,019,258
<b>-2,799,148</b>		<b>-2,613,519</b>		<b>-1,691,301</b>		<b>Total: Revenues</b>	<b>-17,453,645</b>	<b>-17,453,645</b>		<b>-17,453,645</b>
						<b>Unexpended Plant Fund</b>				

# Clatsop Community College

## Summary by Object Code

### Expenditures

#### 41 Unexpended Plant Fund

12-13 Actual	FTE	13-14 Actual	FTE	14-15 Adopted	FTE	Object	15-16 Proposed	15-16 Approved	15-16 Adopted	FTE
		14,610	0.22	10,000	0.32	1114 Service And Supervisory (FT)	117,656	117,656	117,656	1.50
		252	0.01			1227 Classified (Temp)				
				4,400		1600 *****Fringe Benefits	4,400	4,400	4,400	
		17				1612 Life Insurance	123	123	123	
		46				1613 Long Term Disability	376	376	376	
		2,147				1614 Medical Insurance	17,007	17,007	17,007	
		139				1621 Unemployment Insurance	588	588	588	
		423				1622 Workers Comp	3,488	3,488	3,488	
		2,659				1631 Oregon Pers	21,178	21,178	21,178	
		919				1641 Social Security	7,294	7,294	7,294	
		215				1642 Medicare	1,706	1,706	1,706	
		126		780		2221 In-State Travel	3,500	3,500	3,500	
130,622		130,956		131,301		3011 Professional Fees	1,225,687	1,225,687	1,225,687	
4,872		1,445		614,100		3012 Consultants	77,995	77,995	77,995	
		27,607		300,000		3013 Architects	1,701,187	1,701,187	1,701,187	
		30				3031 Catering For Spec Events				
						3392 Newspaper Services	1,500	1,500	1,500	
5,687		555				3521 Taxes, Licenses, Permits	550	550	550	
120		120		120		3532 Bank Service Fees				
		11		600		4422 Operating Supplies	5,000	5,000	5,000	
						5511 Instructional Equipment	490,000	490,000	490,000	
24,795						5522 Building Alterations				
						5524 Construction In Progress	13,198,025	13,198,025	13,198,025	
39,332						5551 Network Software				
1,982,296		1,802,644				6969 Ending Cash - Unrestricted				
						6998 Debt Service Principal				
<b>2,187,724</b>		<b>1,984,921</b>	<b>0.23</b>	<b>1,061,301</b>	<b>0.32</b>	<b>Total: Expenditures Unexpended Plant Fund</b>	<b>16,877,260</b>	<b>16,877,260</b>	<b>16,877,260</b>	<b>1.50</b>



# Clatsop Community College

## *Summary by Object Code*

### Transfers

#### 41 Unexpended Plant Fund

12-13 Actual	FTE	13-14 Actual	FTE	14-15 Adopted		FTE	Object	15-16 Proposed	15-16 Approved	15-16 Adopted	FTE
		600,000					7125 Intrafund Transfers Out				
		-600,000					7225 Intrafund Transfers In				
		50,646		320,780			7311 Transfer To Plant-Bldgs				
16,999							7313 Transfer To G/F - Ash				
594,425		628,598		630,000			7315 Transfer To Debt Service	576,385	576,385	576,385	
		-50,646		-320,780			7412 Transfer From Ash				
<b>611,424</b>		<b>628,598</b>		<b>630,000</b>			<b>Total: Transfers</b>	<b>576,385</b>	<b>576,385</b>	<b>576,385</b>	
							<b>Unexpended Plant Fund</b>				

# Clatsop Community College

## Summary by Function

### 41 Unexpended Plant Fund

#### Revenues

12-13 Actual	FTE	13-14 Actual	FTE	14-15 Adopted	FTE	Function	15-16 Proposed	15-16 Approved	15-16 Adopted	FTE
-2,282,814		-2,132,271		-1,061,301		0 Plant	-16,876,710	-16,876,710	-16,876,710	
-516,334		-481,248		-630,000		6 Plant Operation & Maintenance	-576,935	-576,935	-576,935	
<b>-2,799,148</b>		<b>-2,613,519</b>		<b>-1,691,301</b>		<b>Total: Revenues</b>	<b>-17,453,645</b>	<b>-17,453,645</b>	<b>-17,453,645</b>	

#### Expenditures

12-13 Actual	FTE	13-14 Actual	FTE	14-15 Adopted	FTE	Function	15-16 Proposed	15-16 Approved	15-16 Adopted	FTE
2,265,815		2,132,271	0.23	1,061,301	0.32	0 Plant	16,876,710	16,876,710	16,876,710	1.50
-78,091		-147,350				6 Plant Operation & Maintenance	550	550	550	
<b>2,187,724</b>		<b>1,984,921</b>	<b>0.23</b>	<b>1,061,301</b>	<b>0.32</b>	<b>Total: Expenditures</b>	<b>16,877,260</b>	<b>16,877,260</b>	<b>16,877,260</b>	<b>1.50</b>

#### Transfers

12-13 Actual	FTE	13-14 Actual	FTE	14-15 Adopted	FTE	Function	15-16 Proposed	15-16 Approved	15-16 Adopted	FTE
16,999		0		0		0 Plant				
594,425		628,598		630,000		6 Plant Operation & Maintenance	576,385	576,385	576,385	
<b>611,424</b>		<b>628,598</b>		<b>630,000</b>		<b>Total: Transfers</b>	<b>576,385</b>	<b>576,385</b>	<b>576,385</b>	

# Clatsop Community College Summary by Organization

## Expenditures

### 41 Unexpended Plant Fund

12-13 Actual	FTE	13-14 Actual	FTE	14-15 Adopted	FTE	Organization	15-16 Proposed	15-16 Approved	15-16 Adopted	FTE
		50,646	0.23	320,780	0.32	41004017 Health & Wellness Center	16,843,863	16,843,863	16,843,863	1.50
1,265,516		1,134,894		131,301		41004021 New Campus Development	32,847	32,847	32,847	
3,293						41004030 Bonds - New Campus				
997,006		946,731		609,220		41004100 Adult Student Housing				
<b>2,265,815</b>		<b>2,132,271</b>	<b>0.23</b>	<b>1,061,301</b>	<b>0.32</b>	<b>Total: Plant</b>	<b>16,876,710</b>	<b>16,876,710</b>	<b>16,876,710</b>	<b>1.50</b>
-678,091		-147,350				41669200 Plant Operation & Maintenance	550	550	550	
600,000						41669400 Plant Fund Revenues				
<b>-78,091</b>		<b>-147,350</b>				<b>Total: Plant Operation &amp; Maintenance</b>	<b>550</b>	<b>550</b>	<b>550</b>	
<b>2,187,724</b>		<b>1,984,921</b>	<b>0.23</b>	<b>1,061,301</b>	<b>0.32</b>	<b>Total: Expenditure</b>	<b>16,877,260</b>	<b>16,877,260</b>	<b>16,877,260</b>	<b>1.50</b>
						<b>Unexpended Plant Fund</b>				



# Clatsop Community College

## Detail Budget Report

41004017 Health & Wellness Center						<i>Manager</i> VP Finance & Operations	<i>Director</i> VP Finance & Operations				
12-13 Actual	FTE	13-14 Actual	FTE	14-15 Adopted	FTE	Object	15-16 Proposed	15-16 Approved	15-16 Adopted	FTE	
		14,610	0.22	10,000	0.32	1114 Service And Supervisory (FT)	117,656	117,656	117,656	1.50	
		252	0.01			1227 Classified (Temp)					
				4,400		1600 *****Fringe Benefits	4,400	4,400	4,400		
		17				1612 Life Insurance	123	123	123		
		46				1613 Long Term Disability	376	376	376		
		2,147				1614 Medical Insurance	17,007	17,007	17,007		
		139				1621 Unemployment Insurance	588	588	588		
		423				1622 Workers Comp	3,488	3,488	3,488		
		2,659				1631 Oregon Pers	21,178	21,178	21,178		
		919				1641 Social Security	7,294	7,294	7,294		
		215				1642 Medicare	1,706	1,706	1,706		
		126		780		2221 In-State Travel	3,500	3,500	3,500		
						3011 Professional Fees	1,192,840	1,192,840	1,192,840		
		1,445		5,000		3012 Consultants	77,995	77,995	77,995		
		27,607		300,000		3013 Architects	1,701,187	1,701,187	1,701,187		
		30				3031 Catering For Spec Events					
						3392 Newspaper Services	1,500	1,500	1,500		
		11		600		4422 Operating Supplies	5,000	5,000	5,000		
						5511 Instructional Equipment	490,000	490,000	490,000		
						5524 Construction In Progress	13,198,025	13,198,025	13,198,025		
		-50,646		-320,780		7412 Transfer From Ash					
						8276 State Grants/Contracts			-7,990,000		
						8899 Beginning Cash Balance	-16,843,863	-16,843,863	-8,853,863		
		<b>0</b>	<b>0.23</b>	<b>0</b>	<b>0.32</b>	<b>Total: Health &amp; Wellness Center</b>	<b>0</b>	<b>0</b>	<b>0</b>	<b>1.50</b>	

# Clatsop Community College

## *Detail Budget Report*

41004021 New Campus Development						<i>Manager</i> VP Finance & Operations	<i>Director</i> VP Finance & Operations			
12-13		13-14		14-15		Object	15-16		15-16	
Actual	FTE	Actual	FTE	Adopted	FTE		Proposed	Approved	Adopted	FTE
130,622		130,956		131,301		3011 Professional Fees	32,847	32,847	32,847	
1,134,894		1,003,938				6969 Ending Cash - Unrestricted				
						6998 Debt Service Principal				
						8730 Loan Proceeds-NMTC				
						8876 Debt Forgiveness	-2,867,452	-2,867,452	-2,867,452	
-1,265,516		-1,134,894		-131,301		8899 Beginning Cash Balance	2,834,605	2,834,605	2,834,605	
<b>0</b>		<b>0</b>		<b>0</b>		<b>Total: New Campus Development</b>	<b>0</b>	<b>0</b>	<b>0</b>	<b>0</b>

# Clatsop Community College

## *Detail Budget Report*

41004030 Bonds - New Campus						<i>Manager</i> VP Finance & Operations	<i>Director</i> VP Finance & Operations			
12-13 Actual	FTE	13-14 Actual	FTE	14-15 Adopted	FTE	Object	15-16 Proposed	15-16 Approved	15-16 Adopted	FTE
3,293						6969 Ending Cash - Unrestricted				
-3,293						8899 Beginning Cash Balance				
<b>0</b>						<b>Total: Bonds - New Campus</b>				

# Clatsop Community College

## *Detail Budget Report*

41004100 Adult Student Housing						<i>Manager</i> VP Finance & Operations	<i>Director</i> VP Finance & Operations			
12-13 Actual	FTE	13-14 Actual	FTE	14-15 Adopted	FTE	Object	15-16 Proposed	15-16 Approved	15-16 Adopted	FTE
4,872				609,100		3012 Consultants				
120		120		120		3532 Bank Service Fees				
992,014		946,611				6969 Ending Cash - Unrestricted				
		50,646		320,780		7311 Transfer To Plant-Bldgs				
16,999						7313 Transfer To G/F - Ash				
-5,790		-5,363		-5,000		8881 Interest Income				
				-925,000		8891 Beginning Cash - ASH				
-1,008,215		-992,014				8899 Beginning Cash Balance				
<b>0</b>		<b>0</b>		<b>0</b>		<b>Total: Adult Student Housing</b>				



# Clatsop Community College

## *Detail Budget Report*

41669200 Plant Operation & Maintenance						<i>Manager</i> VP Finance & Operations	<i>Director</i> VP Finance & Operations			
12-13 Actual	FTE	13-14 Actual	FTE	14-15 Adopted	FTE	Object	15-16 Proposed	15-16 Approved	15-16 Adopted	FTE
5,687		555				3521 Taxes, Licenses, Permits	550	550	550	
24,795						5522 Building Alterations				
39,332						5551 Network Software				
-747,905		-147,905				6969 Ending Cash - Unrestricted				
		-600,000				7225 Intrafund Transfers In				
594,425		628,598		630,000		7315 Transfer To Debt Service	576,385	576,385	576,385	
-699,624		-629,153		-630,000		8421 Timber Sales	-576,935	-576,935	-576,935	
-20,600						8815 Miscellaneous Revenue				
803,890		747,905				8899 Beginning Cash Balance				
<b>0</b>		<b>0</b>		<b>0</b>		<b>Total: Plant Operation &amp; Maintenance</b>	<b>0</b>	<b>0</b>	<b>0</b>	

# Clatsop Community College

## *Detail Budget Report*

41669400 Plant Fund Revenues						<i>Manager</i> VP Finance & Operations	<i>Director</i> VP Finance & Operations			
12-13 Actual	FTE	13-14 Actual	FTE	14-15 Adopted	FTE	Object	15-16 Proposed	15-16 Approved	15-16 Adopted	FTE
600,000						6969 Ending Cash - Unrestricted				
		600,000				7125 Intrafund Transfers Out				
-600,000		-600,000				8899 Beginning Cash Balance				
<i>0</i>		<i>0</i>				<b><i>Total: Plant Fund Revenues</i></b>				

# Clatsop Community College

## *Summary by Object Code*

### Revenues

#### 42 Plant Fund Debt Service

12-13		13-14		14-15		Object	15-16		15-16	
Actual	FTE	Actual	FTE	Adopted	FTE		Proposed	Approved	Adopted	FTE
-313,381		-334,631		-350,133		8436 Property Tax - Debt Service	-949,638	-949,638	-949,638	
0		0				8899 Beginning Cash Balance				
<b>-313,381</b>		<b>-334,631</b>		<b>-350,133</b>		<b>Total: Revenues</b>	<b>-949,638</b>	<b>-949,638</b>	<b>-949,638</b>	
						<b>Plant Fund Debt Service</b>				

# Clatsop Community College

## *Summary by Object Code*

### Expenditures

#### 42 Plant Fund Debt Service

12-13		13-14		14-15		Object	15-16		15-16	
Actual	FTE	Actual	FTE	Adopted	FTE		Proposed	Approved	Adopted	FTE
460,670		441,806		421,479		3561 Interest	645,753	645,753	645,753	
1,250		1,250		1,250		3591 Other Fees	2,750	2,750	2,750	
0		0				6969 Ending Cash - Unrestricted				
478,447		520,173		557,404		6998 Debt Service Principal	877,520	877,520	877,520	
<b>940,367</b>		<b>963,229</b>		<b>980,133</b>		<b>Total: Expenditures Plant Fund Debt Service</b>	<b>1,526,023</b>	<b>1,526,023</b>	<b>1,526,023</b>	

# Clatsop Community College

## *Summary by Object Code*

### Transfers

#### 42 Plant Fund Debt Service

12-13 Actual	FTE	13-14 Actual	FTE	14-15 Adopted		FTE	Object	15-16 Proposed	15-16 Approved	15-16 Adopted	FTE
-32,561							7411 Transfer From General Fund				
-594,425		-628,598		-630,000			7415 Transfer Equip Plant	-576,385	-576,385	-576,385	
<b>-626,986</b>		<b>-628,598</b>		<b>-630,000</b>			<b>Total: Transfers</b> <i>Plant Fund Debt Service</i>	<b>-576,385</b>	<b>-576,385</b>	<b>-576,385</b>	

# Clatsop Community College

## Summary by Function

### 42 Plant Fund Debt Service

#### Revenues

12-13 Actual	FTE	13-14 Actual	FTE	14-15 Adopted	FTE	Function	15-16 Proposed	15-16 Approved	15-16 Adopted	FTE
-239,751		-261,001		-350,133		6 Plant Operation & Maintenance	-949,638	-949,638	-949,638	
-73,630		-73,630				9 Reserves				
<b>-313,381</b>		<b>-334,631</b>		<b>-350,133</b>		<b>Total: Revenues</b>	<b>-949,638</b>	<b>-949,638</b>	<b>-949,638</b>	

#### Expenditures

12-13 Actual	FTE	13-14 Actual	FTE	14-15 Adopted	FTE	Function	15-16 Proposed	15-16 Approved	15-16 Adopted	FTE
866,737		889,599		980,133		6 Plant Operation & Maintenance	1,526,023	1,526,023	1,526,023	
73,630		73,630				9 Reserves				
<b>940,367</b>		<b>963,229</b>		<b>980,133</b>		<b>Total: Expenditures</b>	<b>1,526,023</b>	<b>1,526,023</b>	<b>1,526,023</b>	

#### Transfers

12-13 Actual	FTE	13-14 Actual	FTE	14-15 Adopted	FTE	Function	15-16 Proposed	15-16 Approved	15-16 Adopted	FTE
-626,986		-628,598		-630,000		6 Plant Operation & Maintenance	-576,385	-576,385	-576,385	
<b>-626,986</b>		<b>-628,598</b>		<b>-630,000</b>		<b>Total: Transfers</b>	<b>-576,385</b>	<b>-576,385</b>	<b>-576,385</b>	

# Clatsop Community College Summary by Organization

## Expenditures

### 42 Plant Fund Debt Service

12-13 Actual	FTE	13-14 Actual	FTE	14-15 Adopted	FTE	Organization	15-16 Proposed	15-16 Approved	15-16 Adopted	FTE
-1,330,850		-1,957,836		630,000		42669200 Debt Service Cap. Improv	576,385	576,385	576,385	
313,381		334,631		350,133		42669205 GO Bonds, Series 2009	360,033	360,033	360,033	
						42669206 GO Bonds, Series 2015	589,605	589,605	589,605	
1,884,206		2,512,804				42669300 Transfers to Debt Service				
<b>866,737</b>		<b>889,599</b>		<b>980,133</b>		<b>Total: Plant Operation &amp; Maintenance</b>	<b>1,526,023</b>	<b>1,526,023</b>	<b>1,526,023</b>	
73,630		73,630				42999999 Adjustment to balance w/Audit				
<b>73,630</b>		<b>73,630</b>				<b>Total: Reserves</b>				
<b>940,367</b>		<b>963,229</b>		<b>980,133</b>		<b>Total: Expenditure Plant Fund Debt Service</b>	<b>1,526,023</b>	<b>1,526,023</b>	<b>1,526,023</b>	





# Clatsop Community College

## *Detail Budget Report*

42669200 Debt Service Cap. Improv		<i>Manager</i> VP Finance & Operations				<i>Director</i> VP Finance & Operations				
12-13 Actual	FTE	13-14 Actual	FTE	14-15 Adopted	FTE	Object	15-16 Proposed	15-16 Approved	15-16 Adopted	FTE
272,789		257,675		241,846	3561	Interest	152,365	152,365	152,365	
750		750		750	3591	Other Fees	1,500	1,500	1,500	
-1,957,836		-2,586,434			6969	Ending Cash - Unrestricted				
353,447		370,173		387,404	6998	Debt Service Principal	422,520	422,520	422,520	
1,330,850		1,957,836			8899	Beginning Cash Balance				
<b>0</b>		<b>0</b>		<b>630,000</b>		<b>Total: Debt Service Cap. Improv</b>	<b>576,385</b>	<b>576,385</b>	<b>576,385</b>	

# Clatsop Community College

## *Detail Budget Report*

42669205 GO Bonds, Series 2009						<i>Manager</i> VP Finance & Operations	<i>Director</i> VP Finance & Operations			
12-13		13-14		14-15		Object	15-16		15-16	
Actual	FTE	Actual	FTE	Adopted	FTE		Proposed	Approved	Adopted	FTE
187,881		184,131		179,633		3561 Interest	174,533	174,533	174,533	
500		500		500		3591 Other Fees	500	500	500	
125,000		150,000		170,000		6998 Debt Service Principal	185,000	185,000	185,000	
-313,381		-334,631		-350,133		8436 Property Tax - Debt Service	-360,033	-360,033	-360,033	
<b>0</b>						<b>Total: GO Bonds, Series 2009</b>	<b>0</b>		<b>0</b>	

# Clatsop Community College

## *Detail Budget Report*

42669206 GO Bonds, Series 2015						<i>Manager</i> VP Finance & Operations	<i>Director</i> VP Finance & Operations			
12-13 Actual	FTE	13-14 Actual	FTE	14-15 Adopted	FTE	Object	15-16 Proposed	15-16 Approved	15-16 Adopted	FTE
						3561 Interest	318,855	318,855	318,855	
						3591 Other Fees	750	750	750	
						6998 Debt Service Principal	270,000	270,000	270,000	
						8436 Property Tax - Debt Service	-589,605	-589,605	-589,605	
<b>Total: GO Bonds, Series 2015</b>							<b>0</b>	<b>0</b>	<b>0</b>	

# Clatsop Community College

## *Detail Budget Report*

42669300 Transfers to Debt Service						<i>Manager</i> VP Finance & Operations	<i>Director</i> VP Finance & Operations			
12-13		13-14		14-15		Object	15-16		15-16	
Actual	FTE	Actual	FTE	Adopted	FTE		Proposed	Approved	Adopted	FTE
1,884,206		2,512,804				6969 Ending Cash - Unrestricted				
-32,561						7411 Transfer From General Fund				
-594,425		-628,598		-630,000		7415 Transfer Equip Plant	-576,385	-576,385	-576,385	
-1,257,220		-1,884,206				8899 Beginning Cash Balance				
<b>0</b>		<b>0</b>		<b>-630,000</b>		<b>Total: Transfers to Debt Service</b>	<b>-576,385</b>	<b>-576,385</b>	<b>-576,385</b>	

# Clatsop Community College

## *Detail Budget Report*

42999999 Adjustment to balance w/Audit						<b>Manager</b> VP Finance & Operations	<b>Director</b> VP Finance & Operations			
12-13 Actual	FTE	13-14 Actual	FTE	14-15 Adopted	FTE	Object	15-16 Proposed	15-16 Approved	15-16 Adopted	FTE
73,630		73,630				6969 Ending Cash - Unrestricted				
-73,630		-73,630				8899 Beginning Cash Balance				
<b>0</b>		<b>0</b>		<b>Total: Adjustment to balance w/Audit</b>						



# Clubs and Organizations Fund

## Pages

### Summary by Object:

Revenues	ORS 294.361 .....	247
Expenditures	ORS 294.393.....	248 - 249
Transfers .....		250

### Summary by Function:

ORS 294.393 .....	251
-------------------	-----

Includes Revenues, Expenditures, & Transfers

### Summary by Organization Code:

ORS 294.393 .....	252
-------------------	-----

(Expenditures sorted by organization code within function)

### Detail by organization codes

ORS 294.393 .....	253 - 273
-------------------	-----------

(sorted by organization code within function)





# Clatsop Community College

## *Summary by Object Code*

### Revenues

#### 54 Clubs and Organizations Fund

12-13		13-14		14-15		Object	15-16		15-16	
Actual	FTE	Actual	FTE	Adopted	FTE		Proposed	Approved	Adopted	FTE
-10,527		-14,805		-9,735		8511 Gifts	-9,335	-9,335	-9,335	
				-375		8815 Miscellaneous Revenue	-375	-375	-375	
-1,472		-2,874		-1,950		8821 Special Event Revenue	-1,600	-1,600	-1,600	
-7,570		-5,098		-7,275		8823 Membership Income	-7,275	-7,275	-7,275	
-290		-195		-400		8824 Locker Rental Income	-300	-300	-300	
		-170		-1,000		8827 PTK Sponsorships	-1,000	-1,000	-1,000	
-3,167						8836 Student Activity Fee				
-57,303		-51,009		-51,404		8899 Beginning Cash Balance	-33,883	-33,883	-33,883	
-2,754		-1,729		-2,000		8932 Food Sales	-2,000	-2,000	-2,000	
-1,316		-624		-2,500		8934 Vending Machine Sales	-2,000	-2,000	-2,000	
<b>-84,399</b>		<b>-76,504</b>		<b>-76,639</b>		<b>Total: Revenues</b>	<b>-57,768</b>	<b>-57,768</b>	<b>-57,768</b>	
						<b>Clubs and Organizations Fund</b>				

# Clatsop Community College

## Summary by Object Code

### Expenditures

#### 54 Clubs and Organizations Fund

12-13		13-14		14-15		Object	15-16		15-16	
Actual	FTE	Actual	FTE	Adopted	FTE		Proposed	Approved	Adopted	FTE
1,973	0.09			5,500	0.18	1227 Classified (Temp)	4,000	4,000	4,000	0.13
				476		1600 *****Fringe Benefits	346	346	346	
25						1621 Unemployment Insurance				
12						1622 Workers Comp				
122						1641 Social Security				
29						1642 Medicare				
484		1,063		1,227		2221 In-State Travel	1,496	1,496	1,496	
				790		2231 Out-Of-State Travel	800	800	800	
6				159		2241 Student Travel	159	159	159	
		100				2317 Registration				
				200		3011 Professional Fees	500	500	500	
340				350		3014 Artistic & Graphic	350	350	350	
				350		3021 Honoraria, Speakers	350	350	350	
1,493				585		3031 Catering For Spec Events	1,500	1,500	1,500	
500		350		650		3054 Space Rent Or Lease	400	400	400	
3,705		455		3,000		3061 Dues And Memberships	2,660	2,660	2,660	
22		605		300		3321 Postage	400	400	400	
2,124		1,253		2,389		3392 Newspaper Services	750	750	750	
				1		3393 Other Communication Svcs	1	1	1	
				600		4401 Copying Or Duplicating	300	300	300	
2,349		4,400		2,000		4402 Printing	5,000	5,000	5,000	
627		1,372		2,593		4411 Food For Public Events	1,713	1,713	1,713	
1,347		643		3,860		4421 Instructional Supplies	2,360	2,360	2,360	
2,554		2,352		3,760		4422 Operating Supplies	3,722	3,722	3,722	
				200		4431 Pc Software	200	200	200	
1,272		2,127		2,665		4472 Awards And Gifts	3,065	3,065	3,065	
775		829		1,999		4511 Food For Resale	1,999	1,999	1,999	
				100		4514 Sundry Items For Resale	100	100	100	
				500		4611 Student Testing Fees	500	500	500	
5,833		5,954		4,700		4614 Student Tuition	4,700	4,700	4,700	
50		107				4615 Student Supplies				
2,039		1,515		4,755		4616 Student Special Events	4,594	4,594	4,594	
400		390		600		4617 Child Care	532	532	532	
-100				1,300		6131 Emergency Loans	1,300	1,300	1,300	
2,410		2,352				6184 Tuition Waiver-Asbg Officer				
1,500		2,500		2,300		6199 Other Student Aid	2,300	2,300	2,300	
2,000		2,025		2,000		6951 Other Miscellaneous	2,000	2,000	2,000	
		2				6968 Audit/Rounding Balance Adjustmen				
50,508		49,037		30,230		6969 Ending Cash - Unrestricted	13,171	13,171	13,171	

# Clatsop Community College

## *Summary by Object Code*

### Expenditures

#### 54 Clubs and Organizations Fund

12-13		13-14		14-15		Object	15-16		15-16		15-16	
Actual	FTE	Actual	FTE	Adopted	FTE		Proposed	Approved	Adopted	FTE		
84,399	0.09	79,431		80,139	0.18	<i>Total: Expenditures Clubs and Organizations Fund</i>	61,268	61,268	61,268		0.13	

# Clatsop Community College

## *Summary by Object Code*

### Transfers

#### 54 Clubs and Organizations Fund

12-13 Actual	FTE	13-14 Actual	FTE	14-15 Adopted		FTE	Object	15-16 Proposed	15-16 Approved	15-16 Adopted	FTE
				179	7321		Transfer To Asbg				
4,280		1,050		3,000	7325		Intrafund Transfer Out	5	5	5	
		-2,927		-3,500	7411		Transfer From General Fund	-3,500	-3,500	-3,500	
-4,280		-1,050		-3,179	7413		Intrafund Transfer In	-5	-5	-5	
<b>0</b>		<b>-2,927</b>		<b>-3,500</b>	<b>Total: Transfers</b>		<b>Clubs and Organizations Fund</b>	<b>-3,500</b>	<b>-3,500</b>	<b>-3,500</b>	

# Clatsop Community College Summary by Function

## 54 Clubs and Organizations Fund

### Revenues

12-13 Actual	FTE	13-14 Actual	FTE	14-15 Adopted	FTE	Function	15-16 Proposed	15-16 Approved	15-16 Adopted	FTE
-48,113		-48,738		-41,504		3 Public Service	-34,193	-34,193	-34,193	
-36,239		-27,219		-34,588		4 Student Service	-23,276	-23,276	-23,276	
-47		-547		-547		5 Institutional Support	-299	-299	-299	
<b>-84,399</b>		<b>-76,504</b>		<b>-76,639</b>		<b>Total: Revenues</b>	<b>-57,768</b>	<b>-57,768</b>	<b>-57,768</b>	

### Expenditures

12-13 Actual	FTE	13-14 Actual	FTE	14-15 Adopted	FTE	Function	15-16 Proposed	15-16 Approved	15-16 Adopted	FTE
48,112		48,737		41,349		3 Public Service	34,193	34,193	34,193	
36,240	0.09	30,145		38,243	0.18	4 Student Service	26,776	26,776	26,776	0.13
47		547		547		5 Institutional Support	299	299	299	
		2				9 Reserves				
<b>84,399</b>	<b>0.09</b>	<b>79,431</b>		<b>80,139</b>	<b>0.18</b>	<b>Total: Expenditures</b>	<b>61,268</b>	<b>61,268</b>	<b>61,268</b>	<b>0.13</b>

### Transfers

12-13 Actual	FTE	13-14 Actual	FTE	14-15 Adopted	FTE	Function	15-16 Proposed	15-16 Approved	15-16 Adopted	FTE
				155		3 Public Service				
0		-2,927		-3,655		4 Student Service	-3,500	-3,500	-3,500	
<b>0</b>		<b>-2,927</b>		<b>-3,500</b>		<b>Total: Transfers</b>	<b>-3,500</b>	<b>-3,500</b>	<b>-3,500</b>	

# Clatsop Community College Summary by Organization

## Expenditures

### 54 Clubs and Organizations Fund

12-13 Actual	FTE	13-14 Actual	FTE	14-15 Adopted	FTE	Organization	15-16 Proposed	15-16 Approved	15-16 Adopted	FTE
3,364		3,364		3,364		54307731 Nursing Alumni Association	3,364	3,364	3,364	
17,770		18,529		9,985		54307770 AAUW/Transitions Conference	9,985	9,985	9,985	
26,824		26,689		28,000		54307780 ENCORE/Learning in Retirement	20,844	20,844	20,844	
154		155				54312120 The Front Porch Institute				
<b>48,112</b>		<b>48,737</b>		<b>41,349</b>		<b>Total: Public Service</b>	<b>34,193</b>	<b>34,193</b>	<b>34,193</b>	
860		598		667		54407711 CCC Art Club	520	520	520	
5,213		1,275		4,620		54407720 Phi Theta Kappa	3,775	3,775	3,775	
613		969		1,015		54407730 Nursing	1,121	1,121	1,121	
8,697		10,713		8,540		54407732 RAIN Magazine	5,590	5,590	5,590	
2,578		3,390		2,600		54407750 Latino Club	1,662	1,662	1,662	
1,472		938		3,245		54407753 ROV Club	1,745	1,745	1,745	
2,465		2,465		2,765		54407771 Rising LITes	2,165	2,165	2,165	
113		113		113		54407790 Medical Assisting Program	113	113	113	
6,784		5,590		7,545	0.13	54415500 Associated Student Gov't	7,384	7,384	7,384	0.13
4,945	0.09	1,410		4,428	0.05	54415510 Bandit Newspaper				
5		5		5		54417735 Campus Trails Club				
120		250				54417752 Historic Preservation Club	1	1	1	
2,375		2,429		2,700		54417754 CCC Library Coffee Club	2,700	2,700	2,700	
<b>36,240</b>	<b>0.09</b>	<b>30,145</b>		<b>38,243</b>	<b>0.18</b>	<b>Total: Student Service</b>	<b>26,776</b>	<b>26,776</b>	<b>26,776</b>	<b>0.13</b>
47		47		47		54566190 Social Committee	47	47	47	
		500		500		54566195 Wellness Committee	252	252	252	
<b>47</b>		<b>547</b>		<b>547</b>		<b>Total: Institutional Support</b>	<b>299</b>	<b>299</b>	<b>299</b>	
		2				54999999 Adjustment to balance w/Audit				
		<b>2</b>				<b>Total: Reserves</b>				
<b>84,399</b>	<b>0.09</b>	<b>79,431</b>		<b>80,139</b>	<b>0.18</b>	<b>Total: Expenditure Clubs and Organizations Fund</b>	<b>61,268</b>	<b>61,268</b>	<b>61,268</b>	<b>0.13</b>

# Clatsop Community College

## *Detail Budget Report*

54307731 Nursing Alumni Association						<b>Manager</b> Dir Nursing & Allied Health	<b>Director</b> VP Academic & Student Affairs			
12-13 Actual	FTE	13-14 Actual	FTE	14-15 Adopted	FTE	Object	15-16 Proposed	15-16 Approved	15-16 Adopted	FTE
				1,000		4422 Operating Supplies	1,000	1,000	1,000	
				864		4472 Awards And Gifts	864	864	864	
				1,500		4616 Student Special Events	1,500	1,500	1,500	
3,364		3,364				6969 Ending Cash - Unrestricted				
-3,364		-3,364		-3,364		8899 Beginning Cash Balance	-3,364	-3,364	-3,364	
0		0		0		<b>Total: Nursing Alumni Association</b>	0	0	0	

# Clatsop Community College

## *Detail Budget Report*

54307770 AAUW/Transitions Conference      **Manager**  
Dir Lives in Transition      **Director**  
VP Academic & Student Affairs

12-13		13-14		14-15		Object	15-16		15-16	
Actual	FTE	Actual	FTE	Adopted	FTE		Proposed	Approved	Adopted	FTE
340				350		3014 Artistic & Graphic	350	350	350	
		9		200		3321 Postage	200	200	200	
70				250		3392 Newspaper Services	250	250	250	
236		361		500		4411 Food For Public Events	500	500	500	
120		50		660		4421 Instructional Supplies	660	660	660	
		525		225		4422 Operating Supplies	293	293	293	
				500		4611 Student Testing Fees	500	500	500	
5,833		5,954		4,700		4614 Student Tuition	4,700	4,700	4,700	
50		107				4615 Student Supplies				
400		390		600		4617 Child Care	532	532	532	
1,500		2,500		2,000		6199 Other Student Aid	2,000	2,000	2,000	
9,221		8,633				6969 Ending Cash - Unrestricted				
-7,415		-9,308		-3,735		8511 Gifts	-3,735	-3,735	-3,735	
-10,355		-9,221		-6,250		8899 Beginning Cash Balance	-6,250	-6,250	-6,250	
<b>0</b>		<b>0</b>		<b>0</b>		<b>Total: AAUW/Transitions Conference</b>	<b>0</b>	<b>0</b>	<b>0</b>	



# Clatsop Community College

## Detail Budget Report

54307780 ENCORE/Learning in Retirement						<i>Manager</i> Coord Community Ed	<i>Director</i> Dean Workforce Ed & Training			
12-13		13-14		14-15		Object	15-16	15-16	15-16	
Actual	FTE	Actual	FTE	Adopted	FTE		Proposed	Approved	Adopted	FTE
		381		1,000		2221 In-State Travel	1,000	1,000	1,000	
				790		2231 Out-Of-State Travel	800	800	800	
				200		3011 Professional Fees	500	500	500	
				350		3021 Honoraria, Speakers	350	350	350	
1,493				585		3031 Catering For Spec Events	1,500	1,500	1,500	
500		350		650		3054 Space Rent Or Lease	400	400	400	
22		596		100		3321 Postage	200	200	200	
				999		3392 Newspaper Services	500	500	500	
				1		3393 Other Communication Svcs	1	1	1	
				600		4401 Copying Or Duplicating	300	300	300	
192		792		1,500		4411 Food For Public Events	500	500	500	
				200		4421 Instructional Supplies	200	200	200	
1,449		1,334		600		4422 Operating Supplies	1,004	1,004	1,004	
				200		4431 Pc Software	200	200	200	
149		192		400		4472 Awards And Gifts	800	800	800	
2,000		2,025		2,000		6951 Other Miscellaneous	2,000	2,000	2,000	
21,019		21,019		17,825		6969 Ending Cash - Unrestricted	10,589	10,589	10,589	
-641		-768				8821 Special Event Revenue				
-5,165		-4,903		-5,000		8823 Membership Income	-5,000	-5,000	-5,000	
-21,019		-21,019		-23,000		8899 Beginning Cash Balance	-15,844	-15,844	-15,844	
<b>-1</b>		<b>-1</b>		<b>0</b>		<b>Total: ENCORE/Learning in Retirement</b>	<b>0</b>	<b>0</b>	<b>0</b>	

# Clatsop Community College

## *Detail Budget Report*

54312120 The Front Porch Institute						<i>Manager</i> VP Academic & Student Affairs	<i>Director</i> VP Academic & Student Affairs			
12-13 Actual	FTE	13-14 Actual	FTE	14-15 Adopted	FTE	Object	15-16 Proposed	15-16 Approved	15-16 Adopted	FTE
154		155				6969 Ending Cash - Unrestricted				
				155		7321 Transfer To Asbg				
-154		-155		-155		8899 Beginning Cash Balance				
<i>0</i>		<i>0</i>		<i>0</i>		<i>Total: The Front Porch Institute</i>				

# Clatsop Community College

## *Detail Budget Report*

54407711 CCC Art Club						<i>Manager</i> Dir Institution Research Assess &	<i>Director</i> VP Academic & Student Affairs				
12-13		13-14		14-15		Object	15-16		15-16		
Actual	FTE	Actual	FTE	Adopted	FTE		Proposed	Approved	Adopted	FTE	
262		367		227		2221 In-State Travel	227	227	227		
				220		4422 Operating Supplies	220	220	220		
598		231		220		6969 Ending Cash - Unrestricted	73	73	73		
				-300		8511 Gifts	-300	-300	-300		
-860		-598		-367		8899 Beginning Cash Balance	-220	-220	-220		
<b>0</b>		<b>0</b>		<b>0</b>		<b>Total: CCC Art Club</b>	<b>0</b>	<b>0</b>	<b>0</b>	<b>0</b>	

# Clatsop Community College

## *Detail Budget Report*

54407720 Phi Theta Kappa **Manager**  
Advisor Lackner **Director**  
VP Academic & Student Affairs

12-13		13-14		14-15		Object	15-16		15-16		
Actual	FTE	Actual	FTE	Adopted	FTE		Proposed	Approved	Adopted	FTE	
3,705		455		3,000	3061	Dues And Memberships	2,660	2,660	2,660		
				300	4411	Food For Public Events	300	300	300		
728		484		315	4422	Operating Supplies	315	315	315		
				200	4472	Awards And Gifts	200	200	200		
				600	4616	Student Special Events	300	300	300		
780		336		205	6969	Ending Cash - Unrestricted					
-100		-130			8511	Gifts					
-449				-500	8821	Special Event Revenue	-500	-500	-500		
-2,405		-195		-2,275	8823	Membership Income	-2,275	-2,275	-2,275		
		-170		-1,000	8827	PTK Sponsorships	-1,000	-1,000	-1,000		
-2,259		-780		-845	8899	Beginning Cash Balance					
<b>0</b>		<b>0</b>		<b>0</b>		<b>Total: Phi Theta Kappa</b>		<b>0</b>		<b>0</b>	

# Clatsop Community College

## *Detail Budget Report*

54407730 Nursing		<i>Manager</i> Dir Nursing & Allied Health				<i>Director</i> VP Academic & Student Affairs				
12-13 Actual	FTE	13-14 Actual	FTE	14-15 Adopted	FTE	Object	15-16 Proposed	15-16 Approved	15-16 Adopted	FTE
368				500		4422 Operating Supplies	500	500	500	
		724		515		4616 Student Special Events	621	621	621	
245		245				6969 Ending Cash - Unrestricted				
-22		-724				8821 Special Event Revenue				
-591		-245		-1,015		8899 Beginning Cash Balance	-1,121	-1,121	-1,121	
<i>0</i>		<i>0</i>		<i>0</i>		<b>Total: Nursing</b>	<i>0</i>	<i>0</i>	<i>0</i>	

# Clatsop Community College

## *Detail Budget Report*

54407732 RAIN Magazine						<i>Manager</i> Advisor Cook	<i>Director</i> VP Academic & Student Affairs		
12-13		13-14		14-15		Object	15-16	15-16	15-16
Actual	FTE	Actual	FTE	Adopted	FTE		Proposed	Approved	Adopted
102		47				2221 In-State Travel	250	250	250
2,349		4,400		2,000		4402 Printing	5,000	5,000	5,000
199		219				4411 Food For Public Events	300	300	300
7		7		500		4422 Operating Supplies	40	40	40
6,040		6,040		6,040		6969 Ending Cash - Unrestricted			
-2,657		-4,674		-2,500		8511 Gifts	-3,600	-3,600	-3,600
-6,040		-6,040		-6,040		8899 Beginning Cash Balance	-1,990	-1,990	-1,990
<b>0</b>		<b>-1</b>		<b>0</b>		<b>Total: RAIN Magazine</b>	<b>0</b>	<b>0</b>	<b>0</b>

# Clatsop Community College

## *Detail Budget Report*

54407750 Latino Club		<i>Manager</i> Advisor Purcell		<i>Director</i> Dean Students/Enrollment Mgmt						
12-13 Actual	FTE	13-14 Actual	FTE	14-15 Adopted	FTE	Object	15-16 Proposed	15-16 Approved	15-16 Adopted	FTE
				100		4422 Operating Supplies	100	100	100	
223		1,035		1,200		4472 Awards And Gifts	1,200	1,200	1,200	
				150		4616 Student Special Events	362	362	362	
2,355		2,355		1,150		6969 Ending Cash - Unrestricted				
		-400				7413 Intrafund Transfer In				
-223		-635		-500		8821 Special Event Revenue	-500	-500	-500	
-2,355		-2,355		-2,100		8899 Beginning Cash Balance	-1,162	-1,162	-1,162	
<b>0</b>		<b>0</b>		<b>0</b>		<b>Total: Latino Club</b>	<b>0</b>	<b>0</b>	<b>0</b>	

# Clatsop Community College

## *Detail Budget Report*

54407751 Criminal Justice Club						<b>Manager</b> Advisor Dybach	<b>Director</b> VP Academic & Student Affairs			
12-13 Actual	FTE	13-14 Actual	FTE	14-15 Adopted	FTE	Object	15-16 Proposed	15-16 Approved	15-16 Adopted	FTE
				24		7321 Transfer To Asbg				
				-24		8899 Beginning Cash Balance				
				<b>0</b>		<b>Total: Criminal Justice Club</b>				



# Clatsop Community College

## *Detail Budget Report*

54407753 ROV Club						<i>Manager</i> Advisor Keefe	<i>Director</i> VP Academic & Student Affairs			
12-13 Actual	FTE	13-14 Actual	FTE	14-15 Adopted	FTE	Object	15-16 Proposed	15-16 Approved	15-16 Adopted	FTE
		100				2317 Registration				
1,227		593		3,000		4421 Instructional Supplies	1,500	1,500	1,500	
245		245		245		6969 Ending Cash - Unrestricted	245	245	245	
-300						7413 Intrafund Transfer In				
-355		-693		-3,000		8511 Gifts	-1,500	-1,500	-1,500	
-816		-245		-245		8899 Beginning Cash Balance	-245	-245	-245	
<b>1</b>		<b>0</b>		<b>0</b>		<b>Total: ROV Club</b>	<b>0</b>	<b>0</b>	<b>0</b>	

# Clatsop Community College

## *Detail Budget Report*

54407771 Rising LITes		<i>Manager</i> Dir Lives in Transition				<i>Director</i> VP Academic & Student Affairs				
12-13 Actual	FTE	13-14 Actual	FTE	14-15 Adopted	FTE	Object	15-16 Proposed	15-16 Approved	15-16 Adopted	FTE
				100		4514 Sundry Items For Resale	100	100	100	
				500		6131 Emergency Loans	500	500	500	
				300		6199 Other Student Aid	300	300	300	
2,465		2,465		1,865		6969 Ending Cash - Unrestricted	1,265	1,265	1,265	
				-200		8511 Gifts	-200	-200	-200	
				-100		8821 Special Event Revenue	-100	-100	-100	
-2,465		-2,465		-2,465		8899 Beginning Cash Balance	-1,865	-1,865	-1,865	
0		0		0		<b>Total: Rising LITes</b>	0	0	0	

# Clatsop Community College

## *Detail Budget Report*

54407790 Medical Assisting Program						<i>Manager</i> Dir Nursing & Allied Health	<i>Director</i> VP Academic & Student Affairs			
12-13 Actual	FTE	13-14 Actual	FTE	14-15 Adopted	FTE	Object	15-16 Proposed	15-16 Approved	15-16 Adopted	FTE
				113		4411 Food For Public Events	113	113	113	
113		113				6969 Ending Cash - Unrestricted				
-113		-113		-113		8899 Beginning Cash Balance	-113	-113	-113	
<i>0</i>		<i>0</i>		<i>0</i>		<b>Total: Medical Assisting Program</b>	<i>0</i>	<i>0</i>	<i>0</i>	

# Clatsop Community College

## Detail Budget Report

12-13		13-14		14-15		Object	15-16		15-16		
Actual	FTE	Actual	FTE	Adopted	FTE		Proposed	Approved	Adopted	FTE	
54415500 Associated Student Gov't						<i>Manager</i> Dean Students/Enrollment Mgmt		<i>Director</i> Dean Students/Enrollment Mgmt			
				4,000	0.13	1227	Classified (Temp)	4,000	4,000	4,000	0.13
				346		1600	*****Fringe Benefits	346	346	346	
		18				2221	In-State Travel	18	18	18	
6				159		2241	Student Travel	159	159	159	
2		2		250		4422	Operating Supplies	250	250	250	
2,039		791		1,990		4616	Student Special Events	1,811	1,811	1,811	
-100				800		6131	Emergency Loans	800	800	800	
2,410		2,352				6184	Tuition Waiver-Asbg Officer				
2,427		2,427				6969	Ending Cash - Unrestricted				
4,280		1,050		3,000		7325	Intrafund Transfer Out				
		-2,927		-3,500		7411	Transfer From General Fund	-3,500	-3,500	-3,500	
				-179		7413	Intrafund Transfer In	-5	-5	-5	
				-375		8815	Miscellaneous Revenue	-375	-375	-375	
		-467		-500		8821	Special Event Revenue	-500	-500	-500	
-290		-195		-400		8824	Locker Rental Income	-300	-300	-300	
-3,167						8836	Student Activity Fee				
-6,291		-2,427		-3,091		8899	Beginning Cash Balance	-704	-704	-704	
-1,316		-624		-2,500		8934	Vending Machine Sales	-2,000	-2,000	-2,000	
<b>0</b>		<b>0</b>		<b>0</b>	<b>0.13</b>	<b>Total: Associated Student Gov't</b>		<b>0</b>	<b>0</b>	<b>0</b>	<b>0.13</b>

# Clatsop Community College

## *Detail Budget Report*

54415510 Bandit Newspaper						<i>Manager</i> ASG President	<i>Director</i> Dean Students/Enrollment Mgmt			
12-13 Actual	FTE	13-14 Actual	FTE	14-15 Adopted	FTE	Object	15-16 Proposed	15-16 Approved	15-16 Adopted	FTE
1,973	0.09			1,500	0.05	1227 Classified (Temp)				
				130		1600 *****Fringe Benefits				
25						1621 Unemployment Insurance				
12						1622 Workers Comp				
122						1641 Social Security				
29						1642 Medicare				
2,054		1,253		1,140		3392 Newspaper Services				
				180		4411 Food For Public Events				
				50		4422 Operating Supplies				
730		157		1,428		6969 Ending Cash - Unrestricted				
-3,860		-400		-3,000		7413 Intrafund Transfer In				
-137		-280		-350		8821 Special Event Revenue				
-948		-730		-1,078		8899 Beginning Cash Balance				
<b>0</b>	<b>0.09</b>	<b>0</b>		<b>0</b>	<b>0.05</b>	<b>Total: Bandit Newspaper</b>				

# Clatsop Community College

## *Detail Budget Report*

54417735 Campus Trails Club						<i>Manager</i> Advisor Bunch	<i>Director</i> VP Finance & Operations			
12-13 Actual	FTE	13-14 Actual	FTE	14-15 Adopted	FTE	Object	15-16 Proposed	15-16 Approved	15-16 Adopted	FTE
5		5		5		6969 Ending Cash - Unrestricted				
						7325 Intrafund Transfer Out	5	5	5	
-5		-5		-5		8899 Beginning Cash Balance	-5	-5	-5	
<b>0</b>		<b>0</b>		<b>0</b>		<b>Total: Campus Trails Club</b>	<b>0</b>	<b>0</b>	<b>0</b>	

# Clatsop Community College

## *Detail Budget Report*

54417752 Historic Preservation Club						<b>Manager</b> Dean Workforce Ed & Training	<b>Director</b> VP Academic & Student Affairs			
12-13 Actual	FTE	13-14 Actual	FTE	14-15 Adopted	FTE	Object	15-16 Proposed	15-16 Approved	15-16 Adopted	FTE
120		250				2221 In-State Travel	1	1	1	
-120		-250				7413 Intrafund Transfer In				
						8899 Beginning Cash Balance	-1	-1	-1	
<b>0</b>		<b>0</b>		<b>Total: Historic Preservation Club</b>			<b>0</b>	<b>0</b>	<b>0</b>	

# Clatsop Community College

## *Detail Budget Report*

54417754 CCC Library Coffee Club						<i>Manager</i> Dir Library	<i>Director</i> VP Academic & Student Affairs			
12-13		13-14		14-15		Object	15-16		15-16	
Actual	FTE	Actual	FTE	Adopted	FTE		Proposed	Approved	Adopted	FTE
900		900		1		4472 Awards And Gifts	1	1	1	
775		829		1,999		4511 Food For Resale	1,999	1,999	1,999	
700		700		700		6969 Ending Cash - Unrestricted	700	700	700	
379		-700		-700		8899 Beginning Cash Balance	-700	-700	-700	
-2,754		-1,729		-2,000		8932 Food Sales	-2,000	-2,000	-2,000	
<b>0</b>		<b>0</b>		<b>0</b>		<b>Total: CCC Library Coffee Club</b>	<b>0</b>	<b>0</b>	<b>0</b>	<b>0</b>



# Clatsop Community College

## *Detail Budget Report*

54566190 Social Committee						<i><b>Manager</b></i>	<i><b>Director</b></i>					
						Admin Spec Finance & Operation	VP Finance & Operations					
12-13			13-14			14-15	Object	15-16	15-16	15-16		
Actual	FTE			Actual	FTE	Adopted	FTE	Proposed	Approved	Adopted	FTE	
47				47		47		47	47	47		
-47				-47		-47		-47	-47	-47		
<i>0</i>				<i>0</i>		<i>0</i>		<i>0</i>	<i>0</i>	<i>0</i>		

# Clatsop Community College

## *Detail Budget Report*

54566195 Wellness Committee						<b>Manager</b> Dir Nursing & Allied Health	<b>Director</b> VP Academic & Student Affairs			
12-13 Actual	FTE	13-14 Actual	FTE	14-15 Adopted	FTE	Object	15-16 Proposed	15-16 Approved	15-16 Adopted	FTE
		500		500		6969 Ending Cash - Unrestricted	252	252	252	
		-500		-500		8899 Beginning Cash Balance	-252	-252	-252	
		<i>0</i>		<i>0</i>		<b>Total: Wellness Committee</b>	<i>0</i>	<i>0</i>	<i>0</i>	

# Clatsop Community College

## *Detail Budget Report*

54999999 Adjustment to balance w/Audit						<b>Manager</b> VP Finance & Operations	<b>Director</b> VP Finance & Operations			
12-13 Actual	FTE	13-14 Actual	FTE	14-15 Adopted	FTE	Object	15-16 Proposed	15-16 Approved	15-16 Adopted	FTE
		2				6968 Audit/Rounding Balance Adjustmen †				
		2				<b>Total: Adjustment to balance w/Audit</b>				



# Debt Service Fund

## Pages

### Summary by Object:

Revenues	ORS 294.361 .....	277
Expenditures	ORS 294.393.....	278

Summary by Organization Code:	ORS 294.393 .....	279
(Expenditures sorted by organization code within function)		

Detail by organization codes	ORS 294.393 .....	281
(sorted by organization code within function)		



# Clatsop Community College

## *Summary by Object Code*

### Revenues

#### 60 Non-Plant Debt Service Fund

12-13		13-14		14-15		Object	15-16		15-16	
Actual	FTE	Actual	FTE	Adopted	FTE		Proposed	Approved	Adopted	FTE
-529,856		-590,080		-438,272	8476	Local Grants/Contracts	-438,272	-438,272	-607,245	
-1,312		-1,336		-1,000	8881	Interest Income	-1,000	-1,000	-1,000	
443,054		393,635		-75,000	8899	Beginning Cash Balance	0		-159,728	
<b>-88,114</b>		<b>-197,781</b>		<b>-514,272</b>		<b>Total: Revenues</b>	<b>-439,272</b>	<b>-439,272</b>	<b>-767,973</b>	
						<b>Non-Plant Debt Service Fund</b>				

# Clatsop Community College

## *Summary by Object Code*

### Expenditures

#### 60 Non-Plant Debt Service Fund

12-13		13-14		14-15		Object	15-16		15-16	
Actual	FTE	Actual	FTE	Adopted	FTE		Proposed	Approved	Adopted	FTE
131		120		120		3532 Bank Service Fees	120	120	120	
332,848		326,812		319,152		3561 Interest	310,098	310,098	310,098	
-374,866		-294,151				6969 Ending Cash - Unrestricted	-100,946	-100,946	227,755	
130,000		165,000		195,000		6998 Debt Service Principal	230,000	230,000	230,000	
<b>88,113</b>		<b>197,781</b>		<b>514,272</b>		<b>Total: Expenditures Non-Plant Debt Service Fund</b>	<b>439,272</b>	<b>439,272</b>	<b>767,973</b>	



# Clatsop Community College Summary by Organization

## Expenditures

60 Non-Plant Debt Service Fund

12-13 Actual	FTE	13-14 Actual	FTE	14-15 Adopted	FTE	Organization	15-16 Proposed	15-16 Approved	15-16 Adopted	FTE
88,113		197,781		514,272		60563001 PERS Bonds	439,272	439,272	767,973	
<b>88,113</b>		<b>197,781</b>		<b>514,272</b>		<b>Total: Institutional Support</b>	<b>439,272</b>	<b>439,272</b>	<b>767,973</b>	
<b>88,113</b>		<b>197,781</b>		<b>514,272</b>		<b>Total: Expenditure Non-Plant Debt Service Fund</b>	<b>439,272</b>	<b>439,272</b>	<b>767,973</b>	



# Clatsop Community College

## *Detail Budget Report*

60563001 PERS Bonds		<i>Manager</i> VP Finance & Operations				<i>Director</i> VP Finance & Operations				
12-13 Actual	FTE	13-14 Actual	FTE	14-15 Adopted	FTE	Object	15-16 Proposed	15-16 Approved	15-16 Adopted	FTE
131		120		120		3532 Bank Service Fees	120	120	120	
332,848		326,812		319,152		3561 Interest	310,098	310,098	310,098	
-374,866		-294,151				6969 Ending Cash - Unrestricted	-100,946	-100,946	227,755	
130,000		165,000		195,000		6998 Debt Service Principal	230,000	230,000	230,000	
-529,856		-590,080		-438,272		8476 Local Grants/Contracts	-438,272	-438,272	-607,245	
-1,312		-1,336		-1,000		8881 Interest Income	-1,000	-1,000	-1,000	
443,054		393,635		-75,000		8899 Beginning Cash Balance	0		-159,728	
<b>-1</b>		<b>0</b>		<b>0</b>		<b>Total: PERS Bonds</b>	<b>0</b>	<b>0</b>	<b>0</b>	

