

CLATSOP COMMUNITY COLLEGE

2026-2027 PROPOSED BUDGET

Summary Only

Office of Finance
1651 Lexington Ave.
Astoria, OR 97103

Clatsop Community College is accredited by the Northwest Commission on Colleges and Universities.

Non-Discrimination Declaration: It is the policy of Clatsop Community College that there will be no discrimination or harassment on the grounds of race, color, sex, gender, marital status, religion, national origin, age, sexual orientation, gender identity or expression or disability in any educational programs, activities, or employment. Questions or complaints should be directed to Anita Jensen, Affirmative Action/Gender Equity (Title IX) Officer, Lower Library, Suite 102, ajensen@clatsopcc.edu (503) 338-2450; TDD : Oregon Relay- Dial 711. For Student Access Services, contact Faith Forster, Columbia Hall, Room 111, fforster@clatsopcc.edu (503) 338-2313.

Accommodations: Students having questions about or a request for classroom accommodations should contact Faith Forster, Columbia Hall, Room 111, fforster@clatsopcc.edu (503) 338-2313. Community members having questions about or a request for special needs and accommodation should contact Anita Jensen, Lower Library, Suite 102, ajensen@clatsopcc.edu (503) 338-2450; TDD: Oregon Relay- Dial 711. Please send special needs and accommodations requests here. Contact should be made at least two business days in advance of the event.

Declaración de no-discriminación: Es la política de Clatsop Community College que no habrá ningún tipo de discriminación o acoso por razón de raza, color, sexo, género, estado civil, religión, origen nacional, edad, orientación sexual, identidad de género o expresión de discapacidad en los programas educativos, actividades o en la contratación. Preguntas o quejas deben ser dirigidas al Anita Jensen, Oficial de Acción Afirmativa / Título IX localizada en la biblioteca, oficina número 102 , ajensen@clatsopcc.edu número de teléfono (503) 338-2450, TDD (discapacidad auditiva) marcar 711 en su teléfono. Para servicios de acceso para estudiantes, comuníquese con Faith Forster localizada en Columbia Hall, oficina número 111, fforster@clatsopcc.edu (503) 338-2313.

Ayuda a personas discapacitadas: Estudiantes que tengan preguntas o una requieran solicitud de adaptaciones en el aula deben comunicarse con Faith Forster, localizada en Columbia Hall , oficina número 111, fforster@clatsopcc.edu (503) 338-2313. En cuanto a los miembros de la comunidad, se les pide que se comuniquen con Anita Jensen, localizada en la biblioteca, oficina número 102 , ajensen@clatsopcc.edu número de teléfono (503) 338-2450, TDD (discapacidad auditiva) marcar 711 en su teléfono. Haga el favor de notificar a la oficina para que se le pueda proporcionar apoyo. La comunicación debe tomar lugar por lo menos dos días de trabajo antes del evento por el cual se requiera tal ayuda. Para más información, vea la página Web de Clatsop Community College bajo Información en Español.

Proposed (summary only)

FY 26-27

Budget Committee

Appointed Members

Marcy Dunning
Mark Cary
Jim Alegria
Zoe Higginbottom
Justine Hill
Richard Winn
Temese Szalai

Board of Education

Zone

Jody Stahancyk	3
Sheila Roley	2
Bill Montero	3
Ashley Flukinger	3
Ed Johnson	1
Lloyd Mueller	2
Mitra Vazeen	2

Executive Officer

Jarrold Hogue

Budget Officer

Jarrold Hogue

Budget Calendar
Page 3

Budget Message
To be delivered at meeting

Legal Documents
Pages 7 - 10

Summary All Funds
Page 11 - 14

General Fund
Page 15 - 30

Grants / Financial Aid Fund
Page 31 - 44

Plant Funds
Page 45 - 58

Clubs and Organizations Fund
Page 59 - 66

Non-Plant Debt Service Fund
Page 67 - 70

Clatsop Community College Budget Calendar for FY26-27 Budget Creation

JANUARY

July 2025						
S	M	T	W	T	F	S
		1	2	3	4	5
6	7	8	9	10	11	12
13	14	15	16	17	18	19
20	21	22	23	24	25	26
27	28	29	30	31		

- 1 *Winter Closure*
- 8 **BOARD: Regular Board Meeting - Present Budget Calendar**
- 9 Budget Enhancement/Change - Submission Deadline
- 15 Budget Advisory, C219 or Zoom, 3:30-4:30 p.m.
- 19 **Martin Luther King Jr Day**
- 19 Dept of Revenue releases Local Budget Law training schedule
<https://www.oregon.gov/dor/programs/property/pages/local-budget.aspx>

January 2026						
S	M	T	W	T	F	S
				1	2	3
4	5	6	7	8	9	10
11	12	13	14	15	16	17
18	19	20	21	22	23	24
25	26	27	28	29	30	31

August 2025						
S	M	T	W	T	F	S
					1	2
3	4	5	6	7	8	9
10	11	12	13	14	15	16
17	18	19	20	21	22	23
24	25	26	27	28	29	30
31						

FEBRUARY

- State Revenue Forecast
- 14 **BOARD: Regular Board Meeting, Appoint/Reappoint Budget Committee**
- 16 **President's Day**
- 19 Budget Advisory, C219 or Zoom, 3:30-4:30 p.m.

February 2026						
S	M	T	W	T	F	S
1	2	3	4	5	6	7
8	9	10	11	12	13	14
15	16	17	18	19	20	21
22	23	24	25	26	27	28

September 2025						
S	M	T	W	T	F	S
	1	2	3	4	5	6
7	8	9	10	11	12	13
14	15	16	17	18	19	20
21	22	23	24	25	26	27
28	29	30				

MARCH

- 12 **BOARD: Regular Board Meeting**
- 19 Budget Advisory, C219 or Zoom, 3:30-4:30 p.m.

March 2026						
S	M	T	W	T	F	S
1	2	3	4	5	6	7
8	9	10	11	12	13	14
15	16	17	18	19	20	21
22	23	24	25	26	27	28
29	30	31				

APRIL

- 9 **BOARD: Regular Board Meeting**
- 10 Advertise Budget Committee Meeting - www.clatsopcc.edu
- 16 Advertise Budget Committee Meeting - The Astorian
- 16 Budget Advisory, C219 or Zoom, 3:30-4:30 p.m.
- 21 BC: First Budget Committee Meeting, Receive Budget Message and Public Comment, potential Approve FY26-27 Budget
- 28 BC: First Budget Committee Meeting, Receive Public Comment, potential Approve FY26-27 Budget

April 2026						
S	M	T	W	T	F	S
				1	2	3
4	5	6	7	8	9	10
11	12	13	14	15	16	17
18	19	20	21	22	23	24
25	26	27	28	29	30	31

October 2025						
S	M	T	W	T	F	S
			1	2	3	4
5	6	7	8	9	10	11
12	13	14	15	16	17	18
19	20	21	22	23	24	25
26	27	28	29	30	31	

MAY

- 5 BC: First Budget Committee Meeting, Receive Public Comment, potential Approve FY26-27 Budget
- 14 **BOARD: Regular Board Meeting**
- 12 BC: First Budget Committee Meeting, Receive Public Comment, potential Approve FY26-27 Budget
- 19 BC: First Budget Committee Meeting, Receive Public Comment, Approve FY26-27 Budget
- 25 **Memorial Day**

May 2026						
S	M	T	W	T	F	S
					1	2
3	4	5	6	7	8	9
10	11	12	13	14	15	16
17	18	19	20	21	22	23
24	25	26	27	28	29	30
31						

November 2025						
S	M	T	W	T	F	S
						1
2	3	4	5	6	7	8
9	10	11	12	13	14	15
16	17	18	19	20	21	22
23	24	25	26	27	28	29
30						

JUNE

- 6 Advertise Board Budget Hearing - The Astorian
- 11 **BOARD: Budget Hearing, Regular Board Meeting, Adopt FY26-27 Budget**
- 12 Commencement Ceremony
- 19 **Juneteenth**

June 2026						
S	M	T	W	T	F	S
						1
2	3	4	5	6	7	8
9	10	11	12	13	14	15
16	17	18	19	20	21	22
23	24	25	26	27	28	29
30	31					

December 2025						
S	M	T	W	T	F	S
	1	2	3	4	5	6
7	8	9	10	11	12	13
14	15	16	17	18	19	20
21	22	23	24	25	26	27
28	29	30	31			

JULY

- 15 To Assessor: ED-50 & Resolution(s)
- 15 To HECC: Budget

SEPTEMBER

- 30 To County Clerk: Budget

Abbreviations Used: PC - President's Cabinet; BC - Budget Committee

Color Code:
 Budget Committee Meeting
 Budget Advisory Committee Meeting
 College Closed

Executive Summary

Pages

Budget Message ORS 294.391.....

To be delivered at the April 21, 2026 Budget Committee Meeting.

Legal Documents

Documents Required by Oregon Statute:	<u>Pages</u>
• First Notice of Budget Committee Meetings as published on the Clatsop Community College website on April 07, 2026	9
• Second Notice of Budget Committee Meetings as published in The Astorian, April 11, 2026, AB1714	10

Browser: https://www.clatsopcc.edu

Navigation: Get Started | Academics | Bandit Life | Community | About

Search: MyCCC | Calendar


Tools | Give | Maritime

NOTICE OF BUDGET COMMITTEE MEETING


Tuesday, April 21 @ 5:30 PM
Lexington Campus, Columbia Hall 219 or Zoom

[Notice \(PDF\)](#)


○ ● ○ ○ ○ ○



Apply



Register



Contact

4:03 PM 4/7/2026

Browser: https://www.clatsopcc.edu/budget/

Navigation: Get Started | Academics | Bandit Life | Community | About

Search: MyCCC | Calendar

Tools | Give | Maritime

Budget

Home / Accreditation, Policies, & Reports / Financial & Budget Reports / Budget

Copies of public records are available upon request by completing and submitting a Public Records Request (link to form here) (.pdf 149KB) to the VP, Finance & Operations. The form includes the college policy & procedure regarding public record requests.

2026-27	BUDGET DOCUMENTS
2025-26	<ul style="list-style-type: none"> FY26-27 Proposed Budget, summary only & full department detail, without Budget Message – tentative web posting on April 16, 2026
2024-25	<p>BUDGET CALENDAR</p> <ul style="list-style-type: none"> 26-27 Budget Calendar (.pdf 682KB)
2023-24	<p>FORMS & HANDOUTS</p> <ul style="list-style-type: none"> Additional resources and training: Oregon Department of Revenue, Local Budget Resources
2022-23	<p>MEETINGS</p> <ul style="list-style-type: none"> Budget Hearing to Adopt 2026-27 Budget scheduled for June 11, 2026
2021-22	<ul style="list-style-type: none"> Budget Committee meeting (.pdf 176KB) Scheduled to begin April 21, 2026. Weekly Tuesday meetings until May 19, 2026 or Approved. All dates subject to change, depending on Committee availability.
2020-21	
2019-20	

Financial & Budget Reports

- Financial & Budget Reports
- Audit
- Budget
- Board Monthly Financial Report
- Economic Contribution

Contact

Finance & Operations
Evon Jacobsen, Admin. Specialist

ejacobsen@clatsopcc.edu

[\(503\) 338-2422](tel:(503)338-2422)

4:04 PM 4/7/2026

Notice of Budget Committee Meeting

A public meeting of the Budget Committee of Clatsop Community College, Clatsop County, State of Oregon, to discuss the budget for the fiscal year July 1, 2026, to June 30, 2027, will be held at 1651 Lexington Ave, Columbia Rm 219, Astoria OR and online at <https://clatsopcc.zoom.us/j/83536520933>. The meeting will take place on April 21, 2026 at 5:30 p.m. Additional meetings may occur on April 2, May 5, 12, and/or 19, 2026 and will be announced at the Budget Committee meeting.

The purpose of the meeting is to receive the budget message and to receive comment from the public on the budget.

This is a public meeting where deliberation of the Budget Committee will take place. Any person may appear at the meeting and discuss the proposed programs with the Budget Committee.

A copy of the budget document may be inspected or obtained on or after April 16, 2026 at <https://www.clatsopcc.edu/accreditation-policies-reports/financial-budget-reports/budget/> or at 1680 Lexington Ave, Library Rm 108D, Astoria OR between the hours of 10:00 a.m. and 4:00 p.m.

This advertisement has been posted prominently on the homepage at <https://www.clatsopcc.edu> and at <https://www.clatsopcc.edu/accreditation-policies-reports/financial-budget-reports/budget/> and serves as the second notice.

ClassAd-514839-1

AB1714 Notice of Budget Committee Meeting

A public meeting of the Budget Committee of Clatsop Community College, Clatsop County, State of Oregon, to discuss the budget for the fiscal year July 1, 2026, to June 30, 2027, will be held at 1651 Lexington Ave, Columbia Rm 219, Astoria OR and online at <https://clatsopcc.zoom.us/j/83536520933>. The meeting will take place on April 21, 2026 at 5:30 p.m. Additional meetings may occur on April 2, May 5, 12, and/or 19, 2026 and will be announced at the Budget Committee meeting.

The purpose of the meeting is to receive the budget message and to receive comment from the public on the budget.

This is a public meeting where deliberation of the Budget Committee will take place. Any person may appear at the meeting and discuss the proposed programs with the Budget Committee.

A copy of the budget document may be inspected or obtained on or after April 16, 2026 at <https://www.clatsopcc.edu/accreditation-policies-reports/financial-budget-reports/budget/> or at 1680 Lexington Ave, Library Rm 108D, Astoria OR between the hours of 10:00 a.m. and 4:00 p.m.

This advertisement has been posted prominently on the homepage at <https://www.clatsopcc.edu> and at <https://www.clatsopcc.edu/accreditation-policies-reports/financial-budget-reports/budget/> and serves as the second notice.

Published: April 11, 2026

Summary All Funds

Pages

Revenues, Expenditures, & Transfers 13

Clatsop Community College

Summary by Fund

Revenues

23-24 Actual	FTE	24-25 Actual	FTE	25-26 Adopted	FTE	Fund	26-27 Proposed	*FTE
-15,915,879		-15,817,158		-16,297,875	11	General Fund	-16,544,748	
-6,021,930		-6,530,382		-5,899,129	21	Restricted Fund	-6,533,641	
-4,622,933		-4,344,080		-2,642,951	41	Unexpended Plant Fund	-3,127,023	
-968,104		-974,314		-989,557	42	Plant Debt Service Fund	-995,822	
-75,429		-81,400		-57,150	54	Clubs and Organizations Fund	-60,038	
-1,352,360		-1,210,263		-1,286,498	60	PERS Bond Debt Service Fund	-1,070,671	
-28,956,635		-28,957,597		-27,173,160		Total: Revenues	-28,331,943	

Expenditures

23-24 Actual	FTE	24-25 Actual	FTE	25-26 Adopted	FTE	Fund	26-27 Proposed	*FTE
15,862,735	104.74	15,757,478	105.92	16,260,625	93.53	11 General Fund	16,507,498	97.69
6,072,897	24.49	6,585,831	28.75	5,931,629	21.27	21 Restricted Fund	6,546,141	21.96
3,932,606	4.62	3,649,025		1,948,722		41 Unexpended Plant Fund	2,776,076	
1,658,431		1,669,369		1,683,786		42 Plant Debt Service Fund	1,346,769	
77,606		85,631		61,900		54 Clubs and Organizations Fund	64,788	
1,352,360		1,210,263		1,286,498		60 PERS Bond Debt Service Fund	1,070,671	
28,956,635	133.85	28,957,597	134.68	27,173,160	114.80	Total: Expenditures	28,311,943	119.64

Transfers

23-24 Actual	FTE	24-25 Actual	FTE	25-26 Adopted	FTE	Fund	26-27 Proposed	*FTE
53,144		59,680		37,250		11 General Fund	37,250	
-50,967		-55,449		-32,500		21 Restricted Fund	-12,500	
690,327		695,055		694,229		41 Unexpended Plant Fund	350,947	
-690,327		-695,055		-694,229		42 Plant Debt Service Fund	-350,947	
-2,177		-4,231		-4,750		54 Clubs and Organizations Fund	-4,750	
0		0		0		Total: Transfers	20,000	

0 133.85

0 134.68

0 114.80

Grand Total

0

119.64

General Fund

Pages

Summary by Object:

Revenues	ORS 294.361	17 - 18
Transfers.....		19

Expenditures:

Summarized by object code (sorted by object code)	ORS 294.356	20 - 24
Summarized by function Summary includes Expenditures, Revenues, & Transfers	ORS 294.356	25
Summarized by organization code (sorted by organization code by location within function)	ORS 294.356	26 - 30

Detail by organization codes ORS 294.356
(sorted by organization code by location within function)

Detail available at <https://www.clatsopcc.edu/budget/>

Clatsop Community College

Summary by Object Code

Revenues

11 General Fund

23-24 Actual	FTE	24-25 Actual	BDG FTE	25-26 Adopted	FTE	Object	26-27 Proposed	*FTE
-1,925,761		-1,886,625		-1,975,000		444482 Tuition - In State	-2,150,000	
-118,123		-325,102		-325,000		444484 Tuition - Border State	-340,000	
7,756		1,000		1,500		444488 Donated Tuition	1,500	
-250,020		-247,800		-240,000		444492 Fees - Technology	-251,350	
-195,625		-193,875		-190,000		444494 Professional Technical Fees	-190,000	
-31,732		-43,445		-40,000		444496 Material Fees	-55,000	
-2,161		-25,579		-30,000		444497 Workforce Training Fees	-10,000	
-135,808		-121,837		-115,000		444498 Community Ed Fees	-115,000	
-104,980		-105,869		-100,000		444500 MERTS Fee Income	-100,000	
-1,848		-1,650		-2,000		444502 CG Test Fee	-2,000	
-15,465		-13,360		-10,000		444504 Fire Science Self Support Fee	-10,000	
				-500		444508 Fees - Admission/Appl	-500	
-3,741		-5,434		-4,000		444510 Fees - Testing/Assess	-4,000	
-5,038		-1,324		-5,000		444512 Misc General Fees	-5,000	
-1,826		-42		-1,500		444514 Proctoring Fee	-1,500	
-55,670		-56,860		-55,000		444518 Consolidated Fees	-65,000	
-67,870		-62,915		-70,000		444520 Nursing Program Fee	-70,000	
-19,630		-9,585		-15,000		444522 Late Registration Fee	-15,000	
-1,140		-1,360		-1,500		444524 Deferred Payment Fee	-1,500	
-24,498		-20,715		-25,000		444528 Other Student Fees	-25,000	
-4,106,512		-4,297,181		-4,425,000		446530 State Appropriations	-4,096,627	
-660,000				-225,000		452540 Timber Sales		
-5,765,230		-5,805,021		-6,075,000		454546 Property Tax - Current Yr	-6,475,000	
-128,190		-304,472		-150,000		454548 Property Tax - Prior Yr	-150,000	
-1,438		-1,095				454550 Property Tax - WOST		
-8,236		-8,153		-6,000		454552 Unsegrated Tax Interest	-6,000	
-80,000		-80,000		-80,000		458560 Allied Health Program Support	-80,000	
-180		-255		-500		458562 Library Patron Fee	-500	

Clatsop Community College

Summary by Object Code

Revenues

11 General Fund

23-24 Actual	FTE	24-25 Actual	BDG FTE	25-26 Adopted	FTE	Object	26-27 Proposed	*FTE
-35,678		-43,077		-35,000		458564 Facility Lease/Rent	-35,000	
-117		-64				458572 Sales and Services		
-2,575		-2,705		-1,000		458574 Art Gallery Sales	-1,000	
		-4,509		-2,000		458576 Au Naturel Entry Fees	-2,000	
-870				-500		458578 Sale of Surplus Items	-500	
-5				-100		458588 Library Fines/Loans	-100	
-17,799		-24,798		-15,000		458592 Miscellaneous Revenue	-25,000	
45		39				458594 Cash Over/Short		
-34,852		-31,364		-20,000		458602 Overhead Recovery	-20,000	
-1,540		-1,765		-1,500		458610 Admin Services Fee	-1,500	
-1,661,394		-1,673,165		-1,680,000		458618 Beginning Working Capital	-1,870,000	
-15,683		-7,165		-15,000		458622 Food Sales	-7,500	
-9,056		-3,281		-7,500		458626 Clothing Sales	-7,950	
-77,654		-79,747		-100,000		458628 Textbook Sales	-73,000	
-42,983		-20,902		-35,000		458630 Supply Sales	-20,223	
-33,168		-3,326				458632 Used Textbook Sales		
-710		-989		-775		458636 Sundry Sales	-750	
-3,429		-23				458640 Rental Income-New Books		
-8,124						458642 Rental Income-Used Books		
-22,748		-22,748		-20,000		458644 Forerunner Rental Income	-22,748	
-244,573		-279,015		-200,000		460646 Interest Income	-240,000	
-15,915,879		-15,817,158		-16,297,875		Total: Revenues		
						General Fund	-16,544,748	

Clatsop Community College

Summary by Object Code

Transfers

11 General Fund

23-24 Actual	FTE	24-25 Actual	BDG FTE	25-26 Adopted	FTE	Object	26-27 Proposed	*FTE
2,878		449		2,500		238446 Transfer to FWS	2,500	
189						238448 Transfer to SEOG		
35,000		35,000		10,000		240456 Transfer to Grant (PLUS)	10,000	
23,628		20,000		20,000		240458 Transfer FTE to SBM	20,000	
2,177		4,231		4,750		240460 Transfer to ASG	4,750	
-10,728						342478 Transfer Software Plant		
53,144		59,680		37,250		Total: Transfers	37,250	
						General Fund		

Clatsop Community College

Summary by Object Code

Expenditures

11 General Fund

23-24 Actual	FTE	24-25 Actual	BDG FTE	25-26 Adopted	FTE	Object	26-27 Proposed	*FTE
356,678	2.07	146,152	0.97	180,400	1.00	110100 President	180,950	1.00
2,307,149	24.68	2,292,000	24.11	2,556,537	27.00	110102 Faculty (FT)	2,376,928	23.31
243,895	1.65	160,000	1.00	160,000	1.00	110104 Administrative (FT)	274,428	2.00
1,870,905	23.38	1,790,062	21.96	1,818,200	23.04	110106 Service/Supervisory (FT)	1,652,093	19.95
336,727	5.15	346,566	4.55	327,020	4.00	110108 Confident Classified (FT)	250,022	3.00
1,573,495	31.96	1,172,747	21.49	1,316,573	24.35	110110 Classified (FT)	1,520,264	26.40
593,044	7.85	580,877	21.18	633,453	3.67	110112 Faculty (PT)	722,061	10.27
47,985	0.99	10,758	0.13	216,718	2.79	110114 Service/Supervisory (PT)	171,308	2.34
						110115 Confident Classified (PT)	30,010	0.50
53,058	1.23	61,244	1.36	84,855	2.04	110116 Classified (PT)	59,077	1.34
32,404	0.40	43,817	0.72	52,707	0.46	110118 Faculty (Extra Duty)	50,538	0.50
27,936	0.41	130,434	1.67	20,910	0.39	110122 Service/Supervisory (Temp)	88,910	1.40
118,061	2.57	207,978	4.52	125,664	2.25	110124 Classified (Temp)	141,883	2.70
65,847	0.64	63,581	1.15	92,519	0.81	110126 FT Faculty PT Summer	59,000	0.58
						110142 CWS Students	57,600	1.60
205,986	2.26	185,404	1.10	137,708	1.21	110144 FT Faculty Overload	131,708	1.30
-65,000	-0.50	-37,435		-64,636	-0.50	110148 Salary Reimburse	-66,815	-0.50
				245,792		112152 *****Fringe Benefits	300,279	
5,149		4,374		4,817		112154 Life Insurance	4,599	
18,790		18,240		20,411		112156 Long Term Disability	19,853	
1,431,347		1,267,927		1,448,133		112158 Medical Insurance	1,453,625	
				755		112160 GLT Insurance	755	
27,597		22,166		48,713		112164 Worker's Compensation	14,464	
475,949		446,036		410,279		112166 Social Security	396,280	
113,809		104,405		95,949		112168 Medicare	92,680	
25,837		28,912		26,475		112172 OR Paid Family Leave	25,427	
5,500		5,400		6,000		112174 TSA Match	18,000	
18,293		61,442		20,000		112178 Vacation Accrual	20,000	

Clatsop Community College

Summary by Object Code

Expenditures

11 General Fund

23-24 Actual	FTE	24-25 Actual	BDG FTE	25-26 Adopted	FTE	Object	26-27 Proposed	*FTE
1,500,555		1,456,291		1,590,162		112180 Oregon PERS	1,535,981	
24,010		52,791		33,094		112182 Unemployment Insurance	57,529	
18,429		22,135		43,138		114184 In-state Travel	50,788	
2,395		2,038		10,600		114186 PT Instate Travel	10,600	
2,846		5,589		11,300		114188 Out-of-state Travel	12,150	
400		636		800		114190 Student Travel	800	
2,765		430		2,010		114192 Student Transportation	2,010	
		3,471				114194 Applicant Travel		
				3,000		114196 Staff/Faculty Relocation	3,000	
23,668		31,883		43,014		114198 Travel	43,014	
435		1,345		595		114200 Miscellaneous	595	
17,966		30,025		25,562		114202 Registration	25,562	
163,295		143,231		153,595		116204 Professional Fees	201,250	
112,457		89,980		26,825		116206 Consultant	25,825	
		16		390		116210 Artistic & Graphic	390	
2,446		10,573		10,000		116212 Accreditation	10,000	
200		100		1,830		116214 Honoraria, Speakers	1,830	
2,110		400		1,775		116216 Non-employee Wages	800	
35,470		42,367		51,500		116226 Payroll Services	51,500	
6,399		6,695		6,850		116228 Security Services	6,850	
22,984		21,544		40,885		116230 Equipment rent or lease	40,885	
22,748		22,748		22,748		116232 Auto, Boat rent or lease	22,748	
55,361		53,889		59,001		116234 Space rent or lease	58,900	
79,994		77,354		90,285		116236 Dues and Memberships	92,700	
65,000						116238 Cost of Issuance		
177,225		186,229		212,906		118242 Property Insurance Prem.	232,580	
55,006		66,375		76,375		118244 Casualty Insurance Prem.	94,188	
				3,000		118246 Insurance Deductible	3,000	

Clatsop Community College

Summary by Object Code

Expenditures

11 General Fund

23-24 Actual	FTE	24-25 Actual	BDG FTE	25-26 Adopted	FTE	Object	26-27 Proposed	*FTE
1,362		1,567		1,627		118248 Malpractice Insurance Prem.	1,600	
31,125		25,981		28,700		120250 Telephone charges	28,700	
34,587		34,418		35,500		120254 Leased Lines	35,200	
32,646		23,982		36,000		120256 Postage	31,000	
135,437		142,312		180,145		120260 Gas	180,145	
70,471		94,542		105,525		120262 Water, Garbage, Sewer	105,525	
171,263		191,898		180,000		120264 Electricity	180,000	
3,819		3,392		4,700		120266 Solar Array	4,700	
7,395		10,412		20,693		120268 Newspaper Services	21,193	
16,722		12,700		21,185		120270 Other Communication Svcs	21,185	
11,414		18,696		31,901		122272 Vehicle, Boat Repairs	14,951	
1,684				750		122274 Equipment Repairs	2,450	
						122276 Computer Repairs	500	
159,303		222,949		177,949		122278 Maint/Svc Contracts	177,949	
37,856		44,307		37,210		122280 Other Repair Parts/Svcs	37,210	
2,220		4,721		4,551		124284 Taxes, Licenses, Permits	3,984	
22,573		20,217		25,200		124286 Credit Card Processing Fees	25,200	
6,163		5,425		9,000		124288 Bank Service Fees	6,000	
336,447		373,947		326,492		124289 Software License/Maint	340,975	
243		-45		100		124292 Fines and Penalties	100	
		43,929				124294 Interest		
2,810		2,928		3,179		124296 Other Fees	3,854	
17,514		20,749		27,081		126300 Printing	27,231	
7,617		7,970		11,251		126304 Food for Public Events	13,401	
1,989		1,787		1,150		126306 Food for Staff Events	1,150	
97,139		123,442		148,180		126308 Instructional Supplies	140,929	
69,514		75,085		87,605		126310 Operating Supplies	83,362	
999		4,171		2,000		126314 Other Consumables	2,000	

Clatsop Community College

Summary by Object Code

Expenditures

11 General Fund

23-24 Actual	FTE	24-25 Actual	BDG FTE	25-26 Adopted	FTE	Object	26-27 Proposed	*FTE
				2,100		126318 PC Software		
13,671		15,118		15,400		126322 Fuel, Oil, & Tires	17,600	
		6,975				126324 Tools		
30,344		28,629		41,843		126326 Subscriptions/Periodicals	41,843	
3,276		4,330		6,065		126328 Awards and Gifts	6,615	
7,568		4,439		8,000		126332 Food for Resale	5,000	
56,462		80,829		70,000		126334 Books for Resale	70,000	
25,044		12,256		25,000		126336 Supplies for Resale	13,482	
228		1,901		500		126338 Sundry Items for Resale	500	
5,949		2,302		5,300		126340 Clothing for Resale	5,300	
18,238		25,598		40,000		126344 Used Textbooks for Resale		
2,048						128350 Student Tuition		
18,876		18,518		16,800		128360 ASG Officer Voucher	16,800	
40,904		42,384		48,000		128418 Tuition Waiver - Emp/Dep	48,000	
10,331		14,935		12,000		128420 Tuition Waiver - Sr Citizen	12,000	
4,816				3,000		128422 Tuition Waiver-Fallen Service Mem ber	3,000	
121,177		112,837		105,000		128426 Other Student Aid	105,000	
47,323		33,353		50,460		130364 Student Testing Fees	57,200	
2,527		3,298		7,000		130368 Student Supplies	7,000	
1,234				100		130370 Student Special Events	100	
297		30,277				132382 Operating Equipment		
1,966		18,000				132386 Computer Equipment		
		18,480				134396 Other Improvements		
		197,122				134398 Network Software		
7,974		11,260		6,000		134402 Library Books	6,000	
4,027		4,119		3,000		134404 AUDIOVISUAL FORMATS	3,000	
20,351		50,723		2,050		134406 Non-capitalized Equip	2,250	
90,560		68,081		56,000		134408 Non-Cap Computer Equip	56,000	

Clatsop Community College

Summary by Object Code

Expenditures

11 General Fund

23-24 Actual	FTE	24-25 Actual	BDG FTE	25-26 Adopted	FTE	Object	26-27 Proposed	*FTE
58,621		36,583		35,000		136428 Bad Debts	40,000	
29,804		96,150		800		136430 Other Miscellaneous	900	
1,037		2,376		5,070		136432 Art Gallery Commissions	5,070	
				1,681,271		136438 Contingency	1,862,942	
1,673,165		1,863,901				136442 ENDING CASH - UNRESTRICTED		
15,862,735	104.74	15,757,478	105.92	16,260,625	93.53	Total: Expenditures General Fund	16,507,498	97.69

Clatsop Community College

Summary by Function

11 General Fund

Revenues

23-24 Actual	FTE	24-25 Actual	FTE	25-26 Adopted	FTE	Function	26-27 Proposed	*FTE
-15,915,879		-15,817,158		-16,297,875		0 Undistributed	-16,544,748	
-15,915,879		-15,817,158		-16,297,875		Total: Revenues	-16,544,748	

Expenditures

23-24 Actual	FTE	24-25 Actual	FTE	25-26 Adopted	FTE	Function	26-27 Proposed	*FTE
5,462,236	43.82	5,298,963	54.34	5,977,185	39.83	1 Instruction	5,876,476	43.01
1,861,834	15.69	1,734,400	13.35	1,775,007	14.18	2 Academic Support	1,788,219	14.31
8,855	0.15	11,750	0.11	24,553	0.13	3 Public Service	24,564	0.15
1,489,132	13.95	1,202,708	10.83	1,416,258	11.56	4 Student Service	1,326,935	11.05
3,508,356	20.41	3,558,882	16.86	3,247,398	16.41	5 Institutional Support	3,441,236	17.75
1,663,053	10.72	1,898,200	10.43	1,954,153	11.42	6 Plant Operation & Maintenance	2,002,326	11.42
196,104		188,674		184,800		7 Scholarships & Fellowships	184,800	
1,673,165		1,863,901		1,681,271		9 Reserves	1,862,942	
15,862,735		15,757,478		16,260,625		Total: Expenditures	16,507,498	97.69

Transfers

23-24 Actual	FTE	24-25 Actual	FTE	25-26 Adopted	FTE	Function	26-27 Proposed	*FTE
53,144		59,680		37,250		5 Institutional Support	37,250	
53,144		59,680		37,250		Total: Transfers	37,250	

Clatsop Community College

Summary by Organization

Expenditures

11 General Fund

23-24 Actual	FTE	24-25 Actual	BDG FTE	25-26 Adopted	FTE	Organization	26-27 Proposed	*FTE
1,237	0.01	3,734	0.03	4,000		111101102 Instruction General LDC	4,000	
233,005	1.72	259,399	3.01	245,998	1.41	111101106 Art	269,057	1.93
303,518	2.51	315,310	2.16	341,130	2.34	111101110 Biology	356,059	2.40
52,397	0.57	22,252	0.48	82,879	0.74	111101114 Chemistry	28,724	0.29
642,447	3.82	653,943	8.89	714,499	4.55	111101118 Communication & Humanitie	742,773	5.31
94,091	0.81	89,904	2.00	102,561	0.49	111101122 Health & Physical Education	125,045	1.23
485,628	3.67	483,173	3.45	577,186	4.04	111101126 Mathematics	561,172	3.77
169,279	1.03	171,969	1.03	191,949	1.07	111101130 Physical Science	193,025	1.08
155,392	1.47	135,059	2.88	215,854	1.53	111101134 Social Science	133,439	1.77
30,355	0.25	28,134	0.50	40,090	0.17	111101138 Human Development	32,936	0.44
87,887	0.89	17,543	0.34	13,425	0.05	111102142 Apprentice Instruction	17,997	0.20
123,297	1.13	64,554	1.07	111,426	0.46	111102146 Historic Preservation and Re	46,066	0.45
143,421	1.10	145,746	1.18	165,540	1.07	111102150 Automotive Instruction	48,319	0.48
158,169	1.45	171,805	2.23	169,366	1.23	111102154 Business Administration	177,680	1.51
25,475	0.22	22,318	0.47	24,534	0.11	111102158 Criminal Justice	25,428	0.27
15,394	0.16	14,766	0.41	12,036	0.06	111102162 Auto CAD	15,816	0.19
43,331	0.51	49,108	1.00	49,540	0.40	111102166 EMT Training	70,573	0.55
17,599	0.28			350		111102170 Paramedic Training		
510,090	4.54	528,139	4.85	520,323	4.18	111102174 Maritime Sciences	469,089	3.64
2,363		156				111102178 Marine Science-Self Support		
258,984	2.23	264,077	2.20	292,542	2.14	111102182 Marine Fire Training	322,260	2.24
314,096	2.14	332,671	2.48	337,883	2.05	111102186 Welding	360,051	2.13
155,331	1.05	168,685	1.05	179,909	1.05	111102190 Medical Assistant	186,186	1.08
32,613	0.29	28,922	0.39	36,801	0.25	111102194 Nursing Assistant		

Clatsop Community College

Summary by Organization

Expenditures

11 General Fund

23-24 Actual	FTE	24-25 Actual	BDG FTE	25-26 Adopted	FTE	Organization	26-27 Proposed	*FTE
840,567	5.71	824,857	5.00	933,108	5.59	111102198 Nursing	981,103	5.86
42,126	0.24	48,067	0.28	62,021	0.13	111102206 M/V Forerunner	48,442	0.18
2,930		5,930		8,999		111102210 Coast Guard Testing	8,999	
187,378	1.81	189,043	2.27	196,578	1.43	111103218 Adult Basic Education	229,154	1.96
21,307	0.52	24,896	1.70	25,523	0.10	111104230 Extended Learning	25,989	0.26
18,272	0.63	10,770	0.32	9,118	0.04	111104234 Workforce Development - In	18,887	0.19
80,390	1.18	62,754	1.09	122,438	1.15	111105242 Extended Learning - Self Su	148,664	1.42
130,710	1.00	109,653	0.75	116,295	0.75	111203278 Distance Education	123,150	0.75
83,157	0.88	51,626	0.83	73,284	1.22	111207302 Learning Support Services	106,393	1.45
5,462,236	43.82	5,298,963	54.34	5,977,185	39.83	Total: Instruction	5,876,476	43.01
342,714	1.97	306,311	1.85	309,915	1.85	112201246 Instruction Admin	319,209	1.85
770,066	5.86	742,308	5.47	679,705	6.22	112201250 Instruct Dept Support Svc	790,055	6.12
175,147	2.69	174,054	2.31	199,021	2.28	112201254 Patriot Hall Support	66,958	1.07
49,703	0.75	40,972	0.61	65,425	0.75	112201258 Supervision, So Cty Center	70,669	0.75
51,864	0.35	39,022	0.31	39,999	0.23	112201262 SBDC Match	44,513	0.24
424,777	4.03	364,101	2.75	392,797	2.75	112202266 Library/Learning Resource C	306,371	2.21
				260		112203282 Audio-Visual	260	
45,748	0.04	65,177	0.05	80,885	0.10	112205286 Staff Development - FT Fac	80,885	0.11
1,815		2,455		7,000		112205290 Staff Development - PT Fac	7,000	
						112206300 Student Employment	102,299	1.96
1,861,834	15.69	1,734,400	13.35	1,775,007	14.18	Total: Academic Support	1,788,219	14.31
7,385	0.15	7,929	0.11	15,753	0.13	113400682 Art Gallery	15,764	0.15
1,470		3,821		8,800		113400690 Au Naturel	8,800	
8,855	0.15	11,750	0.11	24,553	0.13	Total: Public Service	24,564	0.15

Clatsop Community College

Summary by Organization

Expenditures

11 General Fund

23-24 Actual	FTE	24-25 Actual	BDG FTE	25-26 Adopted	FTE	Organization	26-27 Proposed	*FTE
19,225	0.17	19,407	0.17	21,178	0.17	114206294 Co-Operative Education	21,877	0.17
148,447	0.95	58,874	0.39	56,010	0.30	114301438 Student Services	55,360	0.33
112,490	1.00	170,190	1.60	209,612	2.00	114302442 Admissions	231,087	2.00
252,985	3.05	180,851	2.32	199,471	2.50	114302446 Student Records	250,475	2.73
1,945		2,966		4,598		114302450 Graduation	4,598	
19,257	0.13	48,421	0.47	53,902	0.49	114303454 Counseling	55,623	0.50
6,668	0.14	6,912	0.14	7,538	0.11	114303458 Assessment Testing	7,886	0.12
52,492	0.39	61,905	0.60	6,000		114303462 SSS CCC Contribution	6,000	
175,308	2.23	85,991	0.80	179,236	1.47	114303466 Retention & Advising	194,521	1.58
92,025	1.00	92,396	1.00	105,630	1.00	114303470 Student Access Services	109,006	1.00
152,574	1.38	61,684	0.55	90,524	0.75	114303478 Lives in Transition Match		
221,784	2.00	219,906	2.00	240,955	2.00	114304538 Financial Aid Administration	254,433	2.00
233,932	1.51	193,205	0.80	241,604	0.77	114306582 Bookstore	101,880	0.02
						114306680 Student Athletics	34,189	0.60
1,489,132	13.95	1,202,708	10.83	1,416,258	11.56	Total: Student Service	1,326,935	11.05
200,006	1.48	165,489	1.23	137,868	1.00	115501774 Finance Administration	343,608	2.30
61,824		65,995		68,400		115502778 Governing Board	29,950	
500,270	3.07	323,816	2.06	382,927	2.00	115503782 President's Office	386,540	2.00
60,000		60,000		70,411	0.70	115505790 Institutional Research	70,411	0.50
108,251	1.00	119,845	1.00	127,479	1.00	115506794 Publication Service	136,381	1.00
137,259	1.00	133,579	0.93	159,261	1.00	115506798 Marketing	206,161	1.00
85,561	0.90	39,302	0.67	66,135	0.50	115506802 CCC Development/Effective	68,315	0.50
113,184	1.01	120,249	1.00	127,711	1.00	115507806 Payroll	135,379	1.00
526,297	4.77	502,303	4.11	568,369	4.30	115507810 Accounting Services	495,786	4.31

Clatsop Community College

Summary by Organization

Expenditures

11 General Fund

23-24 Actual	FTE	24-25 Actual	BDG FTE	25-26 Adopted	FTE	Organization	26-27 Proposed	*FTE
660,313	3.75	813,398	3.13	476,391	2.50	115508818 Computer Services	486,901	2.80
223,465		253,272		233,250		115508822 Technology Fee Expenditure	251,350	
227,184	2.23	322,017	2.51	332,430	2.16	115509834 Personnel	252,179	1.81
992		49		8,000		115509838 HR Compliance & Reporting	8,000	
5,991		6,716		8,400		115510842 Safety & Security	8,400	
						115512902 Community Rm Reservation	59,022	0.54
49,385	0.59	4				115512906 Diversity, Equity & Inclusion		
163,355		143,897		154,750		115512910 Legal and Audit Services	174,755	
		8,014		9,000		115512914 Elections	9,000	
111,096	0.25	90,935	0.13	105,146	0.13	115512918 Phone, Network and Mail Se	94,625	
50,346	0.24	58,493	0.08	76,811	0.13	115512922 Copy Center	60,500	
55,455		66,824		76,855		115512926 Insurance, Liability/Fidelity	94,710	
130,922		225,789		47,804		115512930 Non-Departmental	58,904	
37,200	0.12	38,896		10,000		115512934 Retirement Expenses	10,359	0.00
3,508,356	20.41	3,558,882	16.86	3,247,398	16.41	Total: Institutional Support	3,441,236	17.75
176,217	1.00	180,563	1.00	194,415	1.00	116511850 Plant Operations	196,215	1.00
508,684	6.70	556,781	6.96	611,973	7.42	116511854 Custodial Operations	623,260	7.42
400,973	3.02	518,172	2.47	438,543	3.00	116511858 Plant Maintenance	453,837	3.00
24,183		29,791		29,427		116511862 Grounds Maintenance	29,427	
380,278		432,144		469,545		116511866 Utilities	469,545	
172,718		180,749		210,250		116512926 Insurance, Property	230,042	
1,663,053	10.72	1,898,200	10.43	1,954,153	11.42	Total: Plant Operation & Maintenanc	2,002,326	11.42
196,104		188,674		184,800		117304538 Financial Aid Administration	184,800	
196,104		188,674		184,800		Total: Scholarships & Fellowships	184,800	

Clatsop Community College

Summary by Organization

Expenditures

11 General Fund

23-24 Actual	FTE	24-25 Actual	BDG FTE	25-26 Adopted	FTE	Organization	26-27 Proposed	*FTE
1,673,165		1,863,901		1,681,271		119512930 Non-Departmental	1,862,942	
1,673,165		1,863,901		1,681,271		Total: Reserves	1,862,942	
15,862,735	104.74	15,757,478	105.92	16,260,625	93.53	Total: Expenditures General Fund	16,507,498	97.69

Grants / Financial Aid Fund

Pages

Summary by Object:

Revenues	ORS 294.361	33
Transfers.....		34

Expenditures:

Summarized by object code (sorted by object code)	ORS 294.356	35 - 38
Summarized by function Summary includes Expenditures, Revenues, & Transfers	ORS 294.356	39
Summarized by organization code (sorted by organization code by location within function)	ORS 294.356	40 - 43

Detail by organization codes ORS 294.356

(sorted by organization code by location within function)

Detail available at <https://www.clatsopcc.edu/budget/>

Clatsop Community College

Summary by Object Code

Revenues

21 Restricted Fund

23-24 Actual	FTE	24-25 Actual	BDG FTE	25-26 Adopted	FTE	Object	26-27 Proposed	*FTE
-22,000		-7,579		-20,000		444490 Fees - Self support	-38,356	
-402,718		-441,542		-288,450		448532 State Need Grant	-288,450	
-207,372		-167,008		-169,500		448534 Oregon Promise Revenue	-169,500	
-377,851		-669,399		-716,215		448536 State Grants/Contracts	-846,628	
-3,700,496		-3,886,874		-3,501,573		450538 Federal Grants/Contracts	-3,675,058	
-331,098		-377,101		-313,989		456554 Local Grants/Contracts	-503,123	
-636,101		-564,194		-413,023		458558 Private Gifts/Contracts	-532,840	
-22,928		-2,012		-250,000		458592 Miscellaneous Revenue	-250,000	
-93,132		-115,828		-105,210		458602 Overhead Recovery	-112,985	
-228,234		-298,845		-121,169		458618 Beginning Working Capital	-116,701	
-6,021,930		-6,530,382		-5,899,129		Total: Revenues Restricted Fund	-6,533,641	

Clatsop Community College

Summary by Object Code

Transfers

21 Restricted Fund

23-24 Actual	FTE	24-25 Actual	BDG FTE	25-26 Adopted	FTE	Object	26-27 Proposed	*FTE
10,245		10,245				240421 Intrafund Transfers Out (see 7325)		
10,728						240450 Transfers to General Fund		
		25,511				240462 Intrafund Transfers Out		
-3,067		-449		-2,500		341466 Transfer From GF	-2,500	
-58,628		-55,000		-30,000		342468 Transfer from G/F	-10,000	
-10,245		-35,756				342472 Intrafund Transfer In		
-50,967		-55,449		-32,500		Total: Transfers	-12,500	
						Restricted Fund		

Clatsop Community College

Summary by Object Code

Expenditures

21 Restricted Fund

23-24 Actual	FTE	24-25 Actual	BDG FTE	25-26 Adopted	FTE	Object	26-27 Proposed	*FTE
		13,269	0.16			110102 Faculty (FT)	54,359	0.65
1,017,551	14.09	1,041,241	15.33	954,190	13.64	110106 Service/Supervisory (FT)	1,065,322	13.82
116,125	2.37	126,590	2.29	135,896	2.74	110110 Classified (FT)	147,796	2.40
87,056	1.06	128,287	3.79	101,103	0.59	110112 Faculty (PT)	48,103	0.70
51,540	1.35	27,891	0.72	60,040	1.39	110116 Classified (PT)	71,191	1.50
15,234	0.20	2,712	0.03	10,000	0.09	110118 Faculty (Extra Duty)	18,750	0.18
31,793	0.69	82,375	1.08	79,288	1.31	110122 Service/Supervisory (Temp)	7,500	0.09
102,919	1.72	110,812	3.09	74,128	1.31	110124 Classified (Temp)	121,303	2.47
57,776	1.89	65,139	1.81			110130 FWS - On Campus		
26,968	0.76	13,684	0.38			110132 FWS - On Campus/Community Sv		
9,604	0.23	2,945	0.08			110138 FWS - On/Tutors		
				184	0.00	110142 CWS Students	184	0.01
12,250	0.13			24,000	0.21	110144 FT Faculty Overload	13,750	0.14
				60,449		112152 *****Fringe Benefits	47,845	
1,029		1,018		898		112154 Life Insurance	1,061	
3,535		3,652		3,292		112156 Long Term Disability	4,001	
283,144		290,864		269,931		112158 Medical Insurance	332,433	
4,171		3,724		4,751		112164 Worker's Compensation	2,255	
90,116		94,814		70,126		112166 Social Security	82,193	
21,078		22,174		16,398		112168 Medicare	19,226	
4,970		6,183		4,522		112172 OR Paid Family Leave	5,306	
283,320		293,669		271,467		112180 Oregon PERS	318,163	
4,576		11,378		5,656		112182 Unemployment Insurance	11,933	
46,905		55,598		59,187		114184 In-state Travel	96,091	
				1,000		114186 PT Instate Travel	1,750	
19,295		12,874		29,422		114188 Out-of-state Travel	33,804	
23,939		22,884		14,175		114190 Student Travel	15,452	
14,920		13,974		14,600		114192 Student Transportation	13,453	

Clatsop Community College

Summary by Object Code

Expenditures

21 Restricted Fund

23-24 Actual	FTE	24-25 Actual	BDG FTE	25-26 Adopted	FTE	Object	26-27 Proposed	*FTE
69		20		100		114200 Miscellaneous	100	
3,827		12,193		8,825		114202 Registration	2,825	
8,000		17,147		32,900		116204 Professional Fees	43,200	
28,265		41,183		52,600		116206 Consultant	2,000	
				4,016		116210 Artistic & Graphic	4,760	
1,000		2,150		2,939		116214 Honoraria, Speakers	3,039	
6,954		39,108		7,100		116216 Non-employee Wages	83,600	
1,948		563		2,175		116218 Non-employee Benefits	10,675	
		100		500		116220 Contracted Food Service	500	
9,000		9,100		9,000		116234 Space rent or lease	9,200	
8,906		11,570		10,191		116236 Dues and Memberships	8,913	
528		1,151		220		118242 Property Insurance Prem.	251	
300				300		118244 Casualty Insurance Prem.	300	
766		720		910		120250 Telephone charges	910	
66				66		120254 Leased Lines	66	
222		200		124		120256 Postage		
17						120258 Shipping		
				350		120268 Newspaper Services	350	
3,455		9,656		7,000		120270 Other Communication Svcs	11,500	
400						122278 Maint/Svc Contracts		
		11,100		15,200		122280 Other Repair Parts/Svcs	15,200	
107				107		124284 Taxes, Licenses, Permits	107	
				3,000		124289 Software License/Maint	3,000	
				200		126298 Copying or Duplicating	200	
1,349		2,433		1,275		126300 Printing	1,750	
2,373		11,586		5,050		126304 Food for Public Events	11,060	
80,025		91,685		86,720		126308 Instructional Supplies	127,555	
27,619		27,247		151,130		126310 Operating Supplies	141,059	

Clatsop Community College

Summary by Object Code

Expenditures

21 Restricted Fund

23-24 Actual	FTE	24-25 Actual	BDG FTE	25-26 Adopted	FTE	Object	26-27 Proposed	*FTE
						126312 Special Project Supplies	10,000	
		17,862				126314 Other Consumables		
7,180		3,780		7,322		126318 PC Software	14,472	
16						126320 PC Supplies		
		155				126322 Fuel, Oil, & Tires		
				6,500		126324 Tools	43,496	
1,818		9,311		10,215		126326 Subscriptions/Periodicals	5,069	
1,255		2,947		1,803		126328 Awards and Gifts	1,803	
10,626		13,000		15,000		126330 Grants	20,000	
21,767		26,238		12,000		128346 Student Summer Meals	18,625	
16,755		41,967		10,000		128348 Student Stipends	10,000	
5,610		2,334		4,828		128350 Student Tuition	12,650	
2,026,608		2,407,124		1,764,736		128352 F/A Awards to Students	1,752,299	
225,513		181,283		225,655		128354 Subsidized Loans	225,655	
244,303		209,284		233,605		128356 Unsubsidized Loans	233,605	
207,372		167,008		169,500		128358 Oregon Promise Reward	169,500	
				102,454		128416 FWS Awards	102,454	
10,804		642		10,975		128426 Other Student Aid	10,975	
128		3,488		3,518		130364 Student Testing Fees	13,588	
500						130365 Food Vouchers for students		
20,825		18,940		66,450		130366 Student Books	68,924	
29,991		42,510		47,363		130368 Student Supplies	31,471	
3,791		1,393		1,000		130370 Student Special Events	1,000	
				1,500		130372 Child Care	1,500	
200		4,544		10,000		130374 Student Emergency Relief	30,000	
18,090		13,999		12,410		130375 Student Bus & Gas Passes	14,910	
20,818		56,559				132380 Instructional Equipment		
45,275		2,652		5,945		132388 Building Alterations	5,945	

Clatsop Community College

Summary by Object Code

Expenditures

21 Restricted Fund

23-24 Actual	FTE	24-25 Actual	BDG FTE	25-26 Adopted	FTE	Object	26-27 Proposed	*FTE
		1,975				134400 PC Software		
		2,000		2,000		134402 Library Books	2,000	
161,072		110,665		82,861		134406 Non-capitalized Equip	165,361	
50,741		48,896		9,985		134408 Non-Cap Computer Equip	2,625	
				250,000		136430 Other Miscellaneous	250,000	
127,984		147,237		155,268		136436 Indirect Cost	270,842	
298,845		311,375		42,035		136440 Ending Cash Balance	42,028	
6,072,897	24.49	6,585,831	28.75	5,931,629	21.27	Total: Expenditures Restricted Fund	6,546,141	21.96

Clatsop Community College

Summary by Function

21 Restricted Fund

Revenues

23-24 Actual	FTE	24-25 Actual	FTE	25-26 Adopted	FTE	Function	26-27 Proposed	*FTE
						0 Undistributed		
-277,725		-373,453		-204,441		1 Instruction	-392,701	
-668,157		-578,943		-665,125		2 Academic Support	-852,609	
-775,863		-905,951		-668,538		3 Public Service	-467,009	
-1,281,420		-1,431,805		-1,485,756		4 Student Service	-1,948,144	
-93,132		-115,828		-105,210		5 Institutional Support	-112,985	
		-33,096				6 Plant Operation & Maintenance		
-2,925,633		-3,091,306		-2,520,059		7 Scholarships & Fellowships	-2,510,193	
				-250,000		9 Reserves	-250,000	
-6,021,930		-6,530,382		-5,899,129		Total: Revenues	-6,533,641	

Expenditures

23-24 Actual	FTE	24-25 Actual	FTE	25-26 Adopted	FTE	Function	26-27 Proposed	*FTE
277,725	1.60	373,453	3.12	204,441	1.15	1 Instruction	392,701	1.23
657,429	3.77	578,943	4.25	665,125	3.18	2 Academic Support	852,609	2.84
809,491	4.76	935,951	6.40	698,538	5.65	3 Public Service	477,009	3.52
1,306,420	10.43	1,456,805	11.46	1,485,756	10.29	4 Student Service	1,948,144	13.36
93,132	1.00	115,828	1.01	105,210	1.00	5 Institutional Support	112,985	1.00
		33,096				6 Plant Operation & Maintenance		
2,928,700	2.93	3,091,755	2.52	2,522,559		7 Scholarships & Fellowships	2,512,693	
				250,000		9 Reserves	250,000	
6,072,897	24.49	6,585,831	28.75	5,931,629	21.27	Total: Expenditures	6,546,141	21.96

Transfers

23-24 Actual	FTE	24-25 Actual	FTE	25-26 Adopted	FTE	Function	26-27 Proposed	*FTE
10,728						2 Academic Support		
-33,628		-30,000		-30,000		3 Public Service	-10,000	
-25,000		-25,000				4 Student Service		
-3,067		-449		-2,500		7 Scholarships & Fellowships	-2,500	
-50,967		-55,449		-32,500		Total: Transfers	-12,500	

Clatsop Community College

Summary by Organization

Expenditures

21 Restricted Fund

23-24 Actual	FTE	24-25 Actual	BDG FTE	25-26 Adopted	FTE	Organization	26-27 Proposed	*FTE
						211102336 Youth & Workforce Ready O	142,670	0.09
182,395	1.51	212,919	2.80	154,493	1.09	211103226 ABE Comprehensive Grant	154,493	1.04
		7,000				211207216 Dollar General Literacy Foun		
		34,793	0.32			211207306 21-115D OR GED Wraparou		
2,930		3,061		3,500		211207310 Program Improvement Proje	3,500	
2,717		2,033		3,018		211207314 Literacy Donations	3,018	
3,809	0.04	2,012				211207386 OER Workshop Faculty Stip		
				8,010		211207426 CCCF World of Speed	53,600	
72,145		69,086				211207430 CCCF Roundhouse Grant		
		5,055				211207431 CCCF ART Dept.Roundhous		
7,310	0.05			12,000	0.06	211400738 NWRES Diverse Educator	12,000	0.10
6,419		11,100		23,420		211400758 CCCF NW Oregon Works M	23,420	
		15,840				211400759 NW Oregon Works OYEP W		
		5,555				211400760 CCCF NW Oregon WorksF		
		4,999				211400858 CCCF Wauna Mill MERTS F		
277,725	1.60	373,453	3.12	204,441	1.15	Total: Instruction	392,701	1.23
24,031	0.22	207				212102144 Restore Oregon		
		1,975				212202274 Enhancing Academic Library		
42		4,358		3,600		212207326 Pathways Initiative	3,600	
199,868	1.30	194,355	1.87	203,558	1.60	212207338 State Career Pathway	203,558	0.97
		114,033	0.40			212207354 Perkins Schools-Odd	103,064	
		51,404	0.40			212207358 Perkins Reserves-Odd	23,000	
180,381	0.32	12,710	0.13	158,540	0.41	212207366 Perkins Schools-Even	158,540	0.33
71,127	0.57	20,076	0.14	88,273	0.56	212207370 Perkins Reserve-Even	88,273	0.32

Clatsop Community College

Summary by Organization

Expenditures

21 Restricted Fund

23-24 Actual	FTE	24-25 Actual	BDG FTE	25-26 Adopted	FTE	Organization	26-27 Proposed	*FTE
16,065		30,871				212207372 Perkins Reserve-Internship		
3,874				2,000	0.03	212207382 Western Oregon University	2,000	0.04
20,000	0.22					212207408 CCCF Providence NAH		
29,130	0.22	46,756	1.13			212207409 CCCF Prov Seaside Hosp	24,114	0.27
				100,000	0.57	212207411 CCCF FY25 Providence Gra	100,000	0.52
						212207412 CCCF FY26-27 OCN/RENE	45,829	0.38
8,630		41,631		40,631		212207434 CCCF Ed Reed Welding Su	40,631	
104,281	0.92	60,567	0.17	68,523		212303494 84.425U ESSER ARPA CCL	60,000	
657,429	3.77	578,943	4.25	665,125	3.18	Total: Academic Support	852,609	2.84
208,107	0.83	203,655	0.83	129,233	0.93	213206298 Clatsop County Internship Pr	129,233	0.94
130,734	0.92	115,532	0.78	90,107	0.59	213400702 CEDR Clatsop Economic De	94,112	0.57
93,085	0.97	28,954	0.26	39,999	0.23	213400706 SBDC-Federal	44,513	0.24
75,253	0.51	74,746	0.49	75,000	0.93	213400710 SBDC-State Lottery	95,246	0.84
		178,666	1.35	258,332	1.83	213400711 SBDC-Small Business Acad		
159,395	0.03	180,823	0.72	73,789	1.14	213400718 SBDC-Self Support Program	72,145	0.63
						213400726 SBDC Support	19,650	0.29
129,710	1.50	127,283	1.97			213400734 Clatsop Cty ARPA		
239		533		500		213400742 Ales & Ideas	500	
12,968		25,759		16,078		213400746 Clatsop Cultural Coalition	21,610	
				15,500		213400754 SBDC Donations/ Sponsors		
809,491	4.76	935,951	6.40	698,538	5.65	Total: Public Service	477,009	3.52
						214303480 First Gen Student Success Gr	151,167	1.53
						214303486 Now Student Success Coac	87,012	0.14
350,960	2.81	423,005	3.06	367,913	2.75	214303498 TRiO Student Support Svc e		

Clatsop Community College

Summary by Organization

Expenditures

21 Restricted Fund

23-24 Actual	FTE	24-25 Actual	BDG FTE	25-26 Adopted	FTE	Organization	26-27 Proposed	*FTE
						214303500 TRIO SSS Grant Ends 0830	415,233	3.11
						214303501 Pathways to Opportunity Loc	14,662	0.13
49,287	0.42	34,823	0.09	31,500	0.09	214303506 Puertas Student Assistance	31,500	0.10
20,829	0.03	12,826		72,849		214303510 Step & Pathways To Opp Dh	72,849	
						214303511 STEP DHS 50/50 Even	98,117	0.87
91,496	1.00	84,407	0.87	160,627	1.00	214303514 Benefits Navigator Funding	160,627	1.00
11,590		14,880	0.24	14,880		214303515 PTO Expansion Funds for B	14,880	
		50,000	0.42			214303520 PTO/STEP Expansion Grant		
4,223		29,724	0.01	19,700		214303522 Lives in Transition	19,700	
27,383	0.02					214303526 Lives in Transition Donation		
1,000				19,885		214303534 CCCF Olive Bridge Fund	19,885	
378,335	3.39	403,069	3.60	419,427	3.61	214306590 Education Talent Search en	459,972	3.61
361,028	2.76	379,869	3.15	371,975	2.84	214306598 Upward Bound ends 2027	395,540	2.86
560		2,480				214306604 ODOT Bus Passes		
9,729		6,722		7,000	0.00	214306606 CCCF Food Pantry	7,000	0.01
		15,000	0.01			214307599 ASPIRE Capacity Building H		
1,306,420	10.43	1,456,805	11.46	1,485,756	10.29	Total: Student Service	1,948,144	13.36
93,132	1.00	115,828	1.01	105,210	1.00	215507814 Grant Support	112,985	1.00
93,132	1.00	115,828	1.01	105,210	1.00	Total: Institutional Support	112,985	1.00
		33,096				216511851 Plant Facilities Asst. NW Or		
		33,096				Total: Plant Operation & Maintenanc		
				6,500		217207394 CCCF Historic Preservation	6,500	
136,355		23,605		2,000		217207398 CCCF Special Appeal Proje	2,000	
1,147				3,362		217207410 CCCF Swenson Fund	3,836	

Clatsop Community College

Summary by Organization

Expenditures

21 Restricted Fund

23-24 Actual	FTE	24-25 Actual	BDG FTE	25-26 Adopted	FTE	Organization	26-27 Proposed	*FTE
3,679		3,037		3,045		217207414 CCCF Syvanen Estate	3,597	
10,428		10,317		10,386		217207418 CCCF Rochester Meteorolo	12,387	
1,000		2,000		3,816		217207422 CCCF Sather	4,760	
94,348	2.88	81,768	2.27	102,454		217304542 FWS Federal Share	102,454	
739		449		2,500		217304546 FWS College Share	2,500	
106,650		114,629		96,216		217304550 SEOG Fed Share	96,216	
1,161,713		1,432,089		1,171,000		217304558 Pell	1,171,000	
469,816		390,567		459,260		217304562 Direct Loan	459,260	
326,870		367,964		204,070		217304570 CCCF Scholarships	190,233	
402,718		441,542		288,450		217304574 OR Need Grant	288,450	
207,372		167,008		169,500		217304575 OR Promise Grant	169,500	
		7,500				217304576 OR Retention Grant		
5,865	0.05	49,280	0.25			217512958 CCCF Meyer Memorial A4E		
2,928,700	2.93	3,091,755	2.52	2,522,559		Total: Scholarships & Fellowships	2,512,693	
				250,000		219511870 College Wide Grant	250,000	
				250,000		Total: Reserves	250,000	
6,072,897	24.49	6,585,831	28.75	5,931,629	21.27	Total: Expenditures Restricted Fund	6,546,141	21.96

Clatsop Community College

Summary by Object Code

Revenues

41 Unexpended Plant Fund

23-24 Actual	FTE	24-25 Actual	BDG FTE	25-26 Adopted	FTE	Object	26-27 Proposed	*FTE
-998,374		-1,174,040		-722,757		452540 Timber Sales	-1,086,958	
-3,624,559		-2,734,316		-1,920,194		458618 Beginning Working Capital	-2,040,065	
		-435,724				460646 Interest Income		
-4,622,933		-4,344,080		-2,642,951		Total: Revenues	-3,127,023	
						Unexpended Plant Fund		

Clatsop Community College

Summary by Object Code

Transfers

41 Unexpended Plant Fund

23-24 Actual	FTE	24-25 Actual	BDG FTE	25-26 Adopted	FTE	Object	26-27 Proposed	*FTE
690,327		695,055		694,229		240452 Transfers to Debt Service	350,947	
				220,951		240462 Intrafund Transfers Out	311,570	
				-220,951		342472 Intrafund Transfer In	-311,570	
690,327		695,055		694,229		Total: Transfers Unexpended Plant Fund	350,947	

Clatsop Community College

Summary by Object Code

Expenditures

41 Unexpended Plant Fund

23-24 Actual	FTE	24-25 Actual	BDG FTE	25-26 Adopted	FTE	Object	26-27 Proposed	*FTE
6,849	0.05					110104 Administrative (FT)		
78,136	0.94					110106 Service/Supervisory (FT)		
8,060	0.10					110108 Confident Classified (FT)		
115,051	2.05					110110 Classified (FT)		
37,767	0.91					110116 Classified (PT)		
29,032	0.57					110124 Classified (Temp)		
163						112154 Life Insurance		
546						112156 Long Term Disability		
41,333						112158 Medical Insurance		
663						112164 Worker's Compensation		
17,406						112166 Social Security		
4,071						112168 Medicare		
950						112172 OR Paid Family Leave		
53,692						112180 Oregon PERS		
871						112182 Unemployment Insurance		
415						114184 In-state Travel		
5,571						116206 Consultant		
1,948						116222 Computer Services		
106,045						122280 Other Repair Parts/Svcs		
1,500						124286 Credit Card Processing Fees		
				100,000		132380 Instructional Equipment	75,000	
7,746				250,000		134394 Building Repairs	100,000	
645,507		740,856		516,145		134398 Network Software	532,483	
34,968				28,528		134406 Non-capitalized Equip	28,528	
				1,054,049		136438 Contingency	2,040,065	
2,734,316		2,908,169				136442 ENDING CASH - UNRESTRICTED		
3,932,606	4.62	3,649,025		1,948,722		Total: Expenditures Unexpended Plant Fund	2,776,076	

Clatsop Community College

Summary by Function

41 Unexpended Plant Fund

Revenues

23-24 Actual	FTE	24-25 Actual	FTE	25-26 Adopted	FTE	Function	26-27 Proposed	*FTE
-2,314,896		-1,258,925		-295,194	0	Undistributed	-220,913	
-2,308,037		-3,085,155		-2,347,757	6	Plant Operation & Maintenance	-2,906,110	
-4,622,933		-4,344,080		-2,642,951		Total: Revenues	-3,127,023	

Expenditures

23-24 Actual	FTE	24-25 Actual	FTE	25-26 Adopted	FTE	Function	26-27 Proposed	*FTE
2,314,896	4.62	1,258,925		516,145	0	Undistributed	532,483	
1,617,710		2,390,100		1,432,577	6	Plant Operation & Maintenance	2,243,593	
3,932,606	4.62	3,649,025		1,948,722		Total: Expenditures	2,776,076	

Transfers

23-24 Actual	FTE	24-25 Actual	FTE	25-26 Adopted	FTE	Function	26-27 Proposed	*FTE
				-220,951	0	Undistributed	-311,570	
690,327		695,055		915,180	6	Plant Operation & Maintenance	662,517	
690,327		695,055		694,229		Total: Transfers	350,947	

Clatsop Community College

Summary by Organization

Expenditures

41 Unexpended Plant Fund

23-24 Actual	FTE	24-25 Actual	BDG FTE	25-26 Adopted	FTE	Organization	26-27 Proposed	*FTE
2,314,896	4.62	1,258,925		516,145		410511882 ERP Project 2022	532,483	
2,314,896	4.62	1,258,925		516,145		Total: Undistributed	532,483	
1,617,710		2,390,100		1,432,577		416511890 Capital Improvements	2,243,593	
1,617,710		2,390,100		1,432,577		Total: Plant Operation & Maintenanc	2,243,593	
3,932,606	4.62	3,649,025		1,948,722		Total: Expenditures Unexpended Plant Fund	2,776,076	

Clatsop Community College

Summary by Object Code

Revenues

42 Plant Debt Service Fund

23-24 Actual	FTE	24-25 Actual	BDG FTE	25-26 Adopted	FTE	Object	26-27 Proposed	*FTE
-968,104		-974,314		-989,557		454544 Property Tax - Debt Service	-995,822	
						458618 Beginning Working Capital		
-968,104		-974,314		-989,557		Total: Revenues	-995,822	
						<i>Plant Debt Service Fund</i>		

Clatsop Community College

Summary by Object Code

Transfers

42 Plant Debt Service Fund

23-24 Actual	FTE	24-25 Actual	BDG FTE	25-26 Adopted	FTE	Object	26-27 Proposed	*FTE
-690,327		-695,055		-694,229		342474 Transfer Equip Plant	-350,947	
-690,327		-695,055		-694,229		Total: Transfers <i>Plant Debt Service Fund</i>	-350,947	

Clatsop Community College

Summary by Object Code

Expenditures

42 Plant Debt Service Fund

23-24 Actual	FTE	24-25 Actual	BDG FTE	25-26 Adopted	FTE	Object	26-27 Proposed	*FTE
403,731		366,769		328,186		124294 Interest	292,169	
700		600		600		124296 Other Fees	600	
1,254,000		1,302,000		1,355,000		136434 DEBT SERVICE PRINCIPAL	1,054,000	
1,658,431		1,669,369		1,683,786		Total: Expenditures Plant Debt Service Fund	1,346,769	

Clatsop Community College

Summary by Function

42 Plant Debt Service Fund

Revenues

23-24 Actual	FTE	24-25 Actual	FTE	25-26 Adopted	FTE	Function	26-27 Proposed	*FTE
						0 Undistributed		
-968,104		-974,314		-989,557		6 Plant Operation & Maintenance	-995,822	
-968,104		-974,314		-989,557		Total: Revenues	-995,822	

Expenditures

23-24 Actual	FTE	24-25 Actual	FTE	25-26 Adopted	FTE	Function	26-27 Proposed	*FTE
1,658,431		1,669,369		1,683,786		6 Plant Operation & Maintenance	1,346,769	
1,658,431		1,669,369		1,683,786		Total: Expenditures	1,346,769	

Transfers

23-24 Actual	FTE	24-25 Actual	FTE	25-26 Adopted	FTE	Function	26-27 Proposed	*FTE
-690,327		-695,055		-694,229		6 Plant Operation & Maintenance	-350,947	
-690,327		-695,055		-694,229		Total: Transfers	-350,947	

Clatsop Community College Summary by Organization

Expenditures

42 Plant Debt Service Fund

23-24 Actual	FTE	24-25 Actual	BDG FTE	25-26 Adopted	FTE	Organization	26-27 Proposed	*FTE
690,327		695,055		694,229		426511892 Debt Service Cap. Improv	350,947	
415,311		426,515		442,357		426511894 GO Bonds, Series 2009/201	450,772	
552,793		547,799		547,200		426511898 GO Bonds, Series 2015	545,050	
1,658,431		1,669,369		1,683,786		Total: Plant Operation & Maintenanc	1,346,769	
1,658,431		1,669,369		1,683,786		Total: Expenditures Plant Debt Service Fund	1,346,769	

Clubs and Organizations Fund

Pages

Summary by Object:

Revenues	ORS 294.361	61
Transfers.....		62

Expenditures:

Summarized by object code (sorted by object code)	ORS 294.356	63
Summarized by function Summary includes Expenditures, Revenues, & Transfers	ORS 294.356	64
Summarized by organization code (sorted by organization code by location within function)	ORS 294.356	65

Detail by organization codes (sorted by organization code by location within function)	ORS 294.356	
---	-------------------	--

Detail available at <https://www.clatsopcc.edu/budget/>

Clatsop Community College

Summary by Object Code

Revenues

54 Clubs and Organizations Fund

23-24 Actual	FTE	24-25 Actual	BDG FTE	25-26 Adopted	FTE	Object	26-27 Proposed	*FTE
7,605		-570		-8,218		458558 Private Gifts/Contracts	-8,218	
-1,882		-1,990				458572 Sales and Services		
				-357		458592 Miscellaneous Revenue	-357	
-14,374		-16,377		-12,285		458596 Special Event Revenue	-15,470	
-360		-80		-2,275		458598 Membership Income	-2,275	
				-50		458600 Locker Rental Income	-50	
				-1,000		458604 PTK Sponsorships	-1,000	
-4,459		-4,421				458612 Student Activity Fee		
-60,883		-57,256		-30,365		458618 Beginning Working Capital	-30,068	
-111				-100		458622 Food Sales	-100	
-965		-706		-2,500		458624 Vending Machine Sales	-2,500	
-75,429		-81,400		-57,150		Total: Revenues Clubs and Organizations Fund	-60,038	

Clatsop Community College

Summary by Object Code

Transfers

54 Clubs and Organizations Fund

23-24 Actual	FTE	24-25 Actual	BDG FTE	25-26 Adopted	FTE	Object	26-27 Proposed	*FTE
9		450				240462 Intrafund Transfers Out		
-2,177		-4,231		-4,750		342468 Transfer from G/F	-4,750	
-9		-450				342472 Intrafund Transfer In		
-2,177		-4,231		-4,750		Total: Transfers Clubs and Organizations Fund	-4,750	

Clatsop Community College

Summary by Object Code

Expenditures

54 Clubs and Organizations Fund

23-24 Actual	FTE	24-25 Actual	BDG FTE	25-26 Adopted	FTE	Object	26-27 Proposed	*FTE
250				1,884		114184 In-state Travel	1,884	
				3,506		114190 Student Travel	3,506	
				300		114192 Student Transportation	300	
350		70		2,660		116236 Dues and Memberships	2,660	
9,647		2,764		8,750		126300 Printing	8,750	
795		533		813		126304 Food for Public Events	900	
310				1,500		126308 Instructional Supplies	1,500	
1,247		1,291		3,885		126310 Operating Supplies	3,985	
250		100		2,299		126328 Awards and Gifts	2,300	
				1,950		126332 Food for Resale	1,950	
				100		126338 Sundry Items for Resale	100	
3,850		2,500		5,000		128352 F/A Awards to Students	5,000	
100		200		1,300		128414 Emergency Loans	1,300	
				300		128426 Other Student Aid	300	
3,549		15,135		13,607		130370 Student Special Events	16,307	
		5,694		1,700		132380 Instructional Equipment	1,700	
57,258		57,344		12,346		136442 ENDING CASH - UNRESTRICTED	12,346	
77,606		85,631		61,900		Total: Expenditures Clubs and Organizations Fund	64,788	

Clatsop Community College

Summary by Function

54 Clubs and Organizations Fund

Revenues

23-24 Actual	FTE	24-25 Actual	FTE	25-26 Adopted	FTE	Function	26-27 Proposed	*FTE
						0 Undistributed		
						3 Public Service		
-75,215		-81,400		-57,150		4 Student Service	-60,038	
-214						5 Institutional Support		
-75,429		-81,400		-57,150		Total: Revenues	-60,038	

Expenditures

23-24 Actual	FTE	24-25 Actual	FTE	25-26 Adopted	FTE	Function	26-27 Proposed	*FTE
77,401		85,631		61,900		4 Student Service	64,788	
205						5 Institutional Support		
77,606		85,631		61,900		Total: Expenditures	64,788	

Transfers

23-24 Actual	FTE	24-25 Actual	FTE	25-26 Adopted	FTE	Function	26-27 Proposed	*FTE
-2,186		-4,231		-4,750		4 Student Service	-4,750	
9						5 Institutional Support		
-2,177		-4,231		-4,750		Total: Transfers	-4,750	

Clatsop Community College Summary by Organization

Expenditures

54 Clubs and Organizations Fund

23-24 Actual	FTE	24-25 Actual	BDG FTE	25-26 Adopted	FTE	Organization	26-27 Proposed	*FTE
6,181		7,732		1,870		544306608 CCC Pottery Club	1,870	
34,127		41,162		18,858		544306610 Associated Student Gov't	18,858	
		3,550				544306612 English Club		
		241				544306616 Fiber Arts Club		
974		974		3,250		544306618 Student Sports Club	3,250	
206		204		667		544306622 Art Club	667	
1,241		912		1,281		544306626 LGBTQ+ & Allies	1,281	
3,470		4,111		4,775		544306630 Phi Theta Kappa	4,775	
7,703		10,628		6,413		544306642 Nursing Club	9,301	
11,018		5,684		9,057		544306646 RAIN Magazine	9,057	
595		595		845		544306650 ARTventure Club	845	
6,777		5,402		9,000		544306654 Multicultural Club	9,000	
3,119		2,809		3,459		544306658 Historic Preservation Club	3,459	
250						544306666 CCC Library Coffee Club		
1,627		1,627		2,425		544306670 Rising LITes Club	2,425	
113						544306674 Medical Assisting Club		
77,401		85,631		61,900		Total: Student Service	64,788	
45						545512962 Social Committee		
160						545512966 Wellness Committee		
205						Total: Institutional Support		
77,606		85,631		61,900		Total: Expenditures Clubs and Organizations Fund	64,788	

Debt Service Fund

Pages

Summary by Object:

Revenues ORS 294.361 69

Expenditures:

Summarized by object code ORS 294.356 70
(sorted by object code)

Detail by organization codes ORS 294.356
(sorted by organization code by location within function)

Detail available at <https://www.clatsopcc.edu/budget/>

Clatsop Community College

Summary by Object Code

Revenues

60 PERS Bond Debt Service Fund

23-24 Actual	FTE	24-25 Actual	BDG FTE	25-26 Adopted	FTE	Object	26-27 Proposed	*FTE
-661,827		-635,361		-635,805		456554 Local Grants/Contracts	-635,805	
-665,166		-549,797		-624,719		458618 Beginning Working Capital	-408,892	
-25,367		-25,105		-25,974		460646 Interest Income	-25,974	
-1,352,360		-1,210,263		-1,286,498		Total: Revenues	-1,070,671	
						PERS Bond Debt Service Fund		

Clatsop Community College

Summary by Object Code

Expenditures

60 PERS Bond Debt Service Fund

23-24 Actual	FTE	24-25 Actual	BDG FTE	25-26 Adopted	FTE	Object	26-27 Proposed	*FTE
				20		124288 Bank Service Fees	20	
162,563		131,645		97,586		124294 Interest	59,904	
640,000		705,000		780,000		136434 DEBT SERVICE PRINCIPAL	860,000	
549,797		373,618		408,892		136444 Reserved for Future Expenditures	150,747	
1,352,360		1,210,263		1,286,498		Total: Expenditures PERS Bond Debt Service Fund	1,070,671	